

Meeting: Audit Committee

Members: Councillors Cliff Lunn (Chair), George Jabbour (Vice-Chair), Alyson Baker, Philip Broadbank, David Chance, Felicity Cunliffe-Lister, Mike Jordan, Karin Sedgwick, Neil Swannick, Peter Wilkinson and Independent Co-opted Members (non-voting) Mr David Marsh and Mr David Portlock.

Date: Monday, 24 February 2025

Time: 1.30 pm

Venue: Brierley Room, County Hall, Northallerton

Members of the public are entitled to attend this meeting as observers for all those items taken in open session. Please contact the Democratic Services Officer whose details are at the foot of the first page of the Agenda if you would like to find out more.

You may also be interested in [subscribing to updates](#) about this or any other North Yorkshire Council committee.

This meeting is being held as an in-person meeting. The meeting is also 'hybrid', which enables people to attend the meeting remotely using MS Teams. Please contact the Democratic Services Officer whose details are at the foot of the first page of the Agenda if you would like to find out more.

Recording is allowed at Council, committee and sub-committee meetings which are open to the public, please give due regard to the Council's protocol on audio/visual recording and photography at public meetings, a copy of which is available to download below. Anyone wishing to record is asked to contact, prior to the start of the meeting, the Democratic Services Officer whose details are at the foot of the first page of the Agenda. We ask that any recording is clearly visible to anyone at the meeting and that it is non-disruptive. <http://democracy.northyorks.gov.uk/>

AGENDA

1. **Apologies for absence**

2. **Minutes of the meeting held on 9 December 2024** (Pages 3 - 10)

3. **Declarations of interest**

All Members are invited to declare at this point any interests they have in items appearing on this agenda, including the nature of those interests.

4. Public participation

Members of the public may ask questions or make statements at this meeting if they have given notice and provided the text to Democratic Services (democraticservices.central@northyorks.gov.uk) no later than midday on Wednesday, 19 February 2025. Each speaker should limit themselves to 3 minutes on any item.

If you are exercising your right to speak at this meeting, but do not wish to be recorded, please inform the Chair who will instruct anyone who may be taking a recording to cease while you speak.

5. External Audit Report 2023-24 – NYC and NYPF (Pages 11 - 90)
Report by Forvis Mazars LLP.

Purpose of report: To present the Audit Completion Report for North Yorkshire Council and North Yorkshire Pension Fund for the year ended 31 March 2024.

6. Statement of Final Accounts 2023-24 – NYC and NYPF (Pages 91 - 322)
Report of the Corporate Director Resources.

Purpose of report: To approve the Letter of Representation 2023/24 to be submitted to the External Auditor for North Yorkshire Council and to approve the Statement of Final Accounts and Annual Governance Statement 2023/24 for North Yorkshire Council.

7. Any other items

Any other items which the Chair agrees should be considered as a matter of urgency because of special circumstances.

8. Date of next meeting

Monday, 17 March 2025 at 1.30pm.

Members are reminded that in order to expedite business at the meeting and enable Officers to adapt their presentations and address areas causing difficulty, they are encouraged to contact Officers prior to the meeting with questions on technical issues in reports.

Barry Khan
Assistant Chief Executive
(Legal and Democratic Services)
County Hall
Northallerton

Contact Details

David Smith, Senior Democratic Services Officer
Tel: 01756 706235
Email: democraticservices.central@northyorks.gov.uk

Friday, 14 February 2025

North Yorkshire Council

Audit Committee

Minutes of the meeting held on Monday, 9 December 2024 commencing at 1.30pm at County Hall, Northallerton.

Committee Members present: Councillor George Jabbour in the Chair plus Councillors Alyson Baker, Philip Broadbank, David Chance, Felicity Cunliffe-Lister, Karin Sedgwick (remote), Mike Jordan, Neil Swannick and Co-opted Members Mr David Marsh and Mr David Portlock.

In attendance: Councillor Carl Les OBE.

Officers present: Karen Iveson, Assistant Director Resources; John Raine, Head of Finance Corporate and Technical; Nic Harne, Corporate Director Community Development; Paul Foster, Assistant Director Resources – Community Dev; Richard Webb, Corporate Director – Health and Adult Services; Anton Hodge, Assistant Director Resources – HAS; Winston Kobylka, Senior Commercial Manager; Edward Maxwell, Senior Democratic Services Officer; Charles Casey, Senior Democratic Services Officer; and David Smith, Senior Democratic Services Officer.

Other Attendees: Nicola Wright and Nick Raynor, Deloitte (Remote); Mark Kirkham, Forvis Mazars; and Max Thomas, Stuart Cutts and Sarah Butler, Veritau.

Copies of all documents considered are in the Minute Book

The Chair informed Members that the Business Continuity item scheduled for the 9 December 2024 meeting had been delayed until the 17 March 2025 meeting.

146 Apologies for Absence and Notification of Substitutes

Apologies were received from Councillor Cliff Lunn.

147 Minutes of the Meeting held on 23 September 2024:

Resolved

That the minutes of the meeting held on 23 September 2024, having been printed and circulated, be taken as read and be confirmed and signed by the Chair as a correct record.

148 Declarations of Interest

Councillor David Chance declared that one of his relatives is employed by Deloitte.

149 Public Participation

There were no questions or statements from members of the public.

150 Progress on Issues Raised by the Committee

Considered

The joint report of the Corporate Director - Resources and the Assistant Chief Executive (Legal and Democratic Services) which provided progress updates on issues raised at previous meetings and other matters that had arisen since the Committee's last meeting.

Karen Iveson introduced the report and referred to the training plan as seen in the table. David Marsh asked that a training session be held that covers information on the organisations that the authority has an interest in and Teckal exemptions.

Resolved

- a) That the report is noted.

151 Report of the Corporate Governance Working Group following the review of Legacy County, District and Borough Final Accounts and Audits:

Considered

A report of the Corporate Governance Working Group following a review of legacy County, District and Borough Final Accounts and Audits which advised Members of:

- a) the outcome of the consideration of the Statement of Final Accounts, Annual Governance Statements and Annual External Audit Reports for the legacy North Yorkshire Districts and Boroughs, and
- b) the consideration of the Statement of Final Accounts and Annual Governance Statements for North Yorkshire County Council for 2022/23 and the opinion of the working group in advance of the Audit Committee being asked to approve them.

David Portlock and Councillors Neil Swannick and Philip Broadbank provided a summary of the work carried out by the Working Group and informed Members that it was deemed that nothing in the aforementioned accounts would have a material impact on the opening balance sheet of North Yorkshire Council in April 2023. The Working Group recommended that the Corporate Director Resources and Chair of Audit Committee sign the legacy District and Borough Statements of Accounts up to and including 2022/23 and that the Chief Executive and Leader sign the various Annual Governance Statements.

It was reported that the Working Group was disappointed that some of the accounts had been disclaimed by auditors and attention was drawn to the Scarborough Borough Council accounts that had been disclaimed with a matter of concern because the decision of Whitby Harbour court case is still awaited.

It was also highlighted that the Working Group expressed concerns over the severance payments made to senior management in the former Hambleton District Council but it was agreed that there were no actions to carry forward for North Yorkshire Council. Given the comments on Page 140 of the papers and information included in the interim report that was presented to Members of the Working Group, Members were concerned that no information regarding these payments was present on Page 133 of the papers. However the critical information was contained within the Value for Money section of the auditor's report at the end of page 135 of the papers. Officers clarified that the Hambleton District Council Completion Report included in the papers was currently incomplete and confirmed that the final version would be circulated to Committee Members.

Members highlighted that if any costs arose from the above two concerns, they would not be material costs to North Yorkshire Council's budget and therefore did not influence the Working Group's recommendations. They were informed that the Working Group concluded that the reports represented a correct view of the accounts at the end of 2022/23 and that there were no actions for North Yorkshire Council to take up. Members were reminded that the Working Group had been delegated the authority to review, and recommend that the Corporate Director Resources and Chair of Audit Committee sign the legacy District and Borough Statements of Accounts up to and including 2022/23.

Resolved

- a) That Audit Committee note the Working Group's approval of and signing by the Corporate Director Resources and Chair of Audit Committee, of the legacy District and Borough Statements of Accounts up to and including 2022/23, and endorse the recommendations to the Chief Executive and Leader to sign the various AGSs.
- b) That, subject to the completion of the audit, the Committee recommends the North Yorkshire County Council Statement of Final Accounts and Annual Governance Statement for 2022/23 for signature by the Corporate Director Resources, the Chair of the Audit Committee, the Chief Executive and the Leader.
- c) That the final Completion Reports for the Legacy District and Borough Councils be circulated to Committee Members and published.

152 External Audit Report - NYCC and Pension Fund 2022/23:

Considered

Update reports by Deloitte on the 2022/23 audits of North Yorkshire County Council and North Yorkshire Pension Fund.

Nicola Wright and Nick Rayner (Deloitte) introduced the reports and a discussion followed.

Additional points raised regarding the North Yorkshire County Council report:

- Members requested clarification regarding the revaluation of Allerton Waste Recovery Park.

Additional points raised regarding the North Yorkshire Pension Fund report:

- In relation to the valuation of alternatives highlighted on page 9 of Deloitte's report, Members were informed that the adjustment to the accounts had been discussed with management and it was decided that no adjustment was to be made. Nicola Wright reported that Deloitte were comfortable with this decision as the adjustment is not material but that it would be included in the representation letter.
- She also confirmed that there were no major concerns with the North Yorkshire Pension Fund Accounts.

It was reported that Deloitte are aiming to sign off the accounts on Friday 13th December 2024. It was confirmed that the ability to sign off is dependent on an issue currently being discussed between the actuary and Deloitte.

Resolved

- a) That the External Audit Reports are noted.

153 Final accounts audit update - Legacy Councils:

Considered

A report that provides an update on the audit, certification and publication of the outstanding final audited Statements of Accounts for all Legacy Councils for all years up to 2022/23.

The Chair highlighted the magnitude of the issue in that the National Audit Office has disclaimed the Whole of Government Accounts as only 10% of local authorities have provided reliable data due to the backlog in completing external audits.

A vote was taken and the motion was declared unanimously carried.

Resolved

- a) That the Committee notes the completion of the Legacy District and Borough Council accounts up to and including 2022/23, and the accompanying external audit reports set out at Appendices A to G of the report.
- b) That Members delegate authority to the Chair of the Audit Committee and Corporate Director Resources to sign the NYCC Letter of Representation for 2022/23 set out in paragraph 5.2 of the report on behalf of the Audit Committee.
- c) That the Committee approves the NYCC Annual Governance Statement 2022/23 and delegates authority to the Leader of the Council and Chief Executive to sign the AGS (paragraph 5.3 of the report).
- d) That in relation to NYCC's Statement of Final Accounts 2022/23
 - i. the Committee notes the changes to the Final Statement of Final Accounts as set out in paragraph 5.4 and Appendix H of the report.
 - ii. the Committee approves the Final Statement of Final Accounts 2022/23 (paragraph 5.5 of the report).
 - iii. subject to no further material changes arising during the completion of the audit, the Committee delegates authority to the Chair of the Audit Committee, the Corporate Director Resources, and the Chief Executive to sign the Statement of Responsibilities for the Statement of Accounts as attached at Appendix I of the report.

154 External Audit Progress Update 2023/24:

Considered

The Audit Progress Report by Forvis Mazars providing Members with an update on the North Yorkshire Pension Fund and North Yorkshire Council Audits.

Members queried how the ongoing Whitby Harbour legal dispute would impact the signing of the 2023/24 accounts. Mark Kirkham informed Members that an audit report must be issued, and if necessary, an explanation will be provided as to why an opinion cannot be given.

Karen Iveson informed Members that an additional formal Audit Committee meeting will be required on 24th February 2025 at 1.30pm to consider the 2023/24 Accounts. Members agreed this additional date.

David Portlock suggested that the Corporate Governance Working Group have an informal MS Teams session to discuss the 2023/24 Accounts so that key areas can be reported to the formal 24th February meeting. Members agreed this approach and asked Officers to organise the informal session.

Resolved

- a) That the report is noted.
- b) That an additional formal Audit Committee meeting on 24th February 2025 at 1.30pm is agreed.

155 Audit Committee - terms of reference / effectiveness:

Considered

A report asking Members to consider -

- a) whether any changes to the Audit Committee's Terms of Reference are required and,
- b) the timing and scope of the proposed review of the Committee's effectiveness.

Resolved

- a) That no changes are required to the current Terms of Reference of the Audit Committee.
- b) That the review of the Audit Committee's effectiveness goes ahead as proposed in paragraph 4.2 of the report.

156 Directorate risk register - Community Development:

Considered

An update on the key risks considered within the Community Development Directorate and the mitigating actions taken to effectively manage them.

Nic Harne and Paul Foster highlighted the key information within the report.

Members highlighted two areas of concern/interest: Local Plan and Growth. There was a short discussion, and Members were pointed towards page 667 and pages 675-6 of the papers respectively.

Resolved

- a) That the Directorate Risk Register for Community Development be noted.

157 Directorate risk register - Health and Adults Services:

Considered

An outline of some of the key service risks and governance-related issues within the Health and Adult Services Directorate.

Richard Webb and Anton Hodge highlighted the key information within the report. Members raised the following points during the discussion:

- Why North Yorkshire's cost of care is 20-30% above the average for England – rurality; costs are decided by the market and so increasing the number of facilities may reduce cost; fewer people coming to work in North Yorkshire.
- How HAS will cope during financially difficult times – HAS are very conscious of financial difficulties and the checks and balances are regularly revisited. LGR allows departments to work together more easily.
- Whether NYC has considered providing an in-house service – figures don't currently work out for a large in-house service, but smaller scale is possible and has been done in the past and is being investigated.
- Members raised concerns that 5,400 international workers had been displaced following changes to immigration policy.

Resolved

- a) That the HAS report and risk register be noted.

158 Procurement and Contract Management - update report:

Considered

An update on the Procurement and Contract Management Service.

Winston Kobylka went through the report and a discussion followed. Members were pleased to see an increase in the number of local businesses that NYC does business with and asked that this trend continues.

Resolved

a) That the update on the Procurement and Contract Management Service be noted.

159 Internal Audit Counter Fraud Progress report:

Considered

A report informing Members of the progress made in delivering the 2024/25 internal audit programme of work, and the other related services provided to the Council by Veritau.

Max Thomas, Stuart Cutts and Sarah Butler introduced the report and appendices, highlighting key pieces of information. The following topics arose during the discussion.

- Following a query, it was confirmed that the Scarborough Waterpark audit is nearing completion. A draft report has been issued to Officers for comment.
- There was a query regarding how Veritau manage potential conflicts of interest between their advisory / consultative engagements and their internal audit work. Members were informed that this was more supportive than consultative, for example providing data produced by powerful data analytics software that NYC does not have access to. It was emphasised that decisions are always taken by management, not Veritau.

Resolved

a) That the progress update is noted.

160 Internal Audit Work Programme - Consultation 2025/26:

Considered

A report seeking the Committee's views on the priorities for internal audit in 2025/26.

Stuart Cutts introduced the report and appendix. The following points were discussed.

- Regarding asset management, Members were interested to know whether all assets and liabilities had successfully been passed across following LGR.
- The Committee was interested to know whether Veritau received pushback from NYC Officers when seeking information. It was reported that there are very rarely serious issues. Veritau endeavour to avoid busy periods for services and Directorates, and there is a good working relationship between Veritau and Officers at NYC.

Resolved

a) That the Internal Audit Work Programme be noted.

161 Programme of Work

Considered

The Committee's programme of work which identifies items of business scheduled for consideration at each of the Committee's forthcoming meetings.

It was reaffirmed to Members that there would be an extra meeting on 24th February 2025 for Members to approve the 2023/24 Statement of Accounts for North Yorkshire Council.

The Committee asked that dates for Committee Meetings in 2025/26, including training sessions, be sent to Members.

David Marsh reiterated that a training session covering information on the organisations which NYC has an interest in and Teckal exemptions would be useful.

Resolved

a) That the Committee's Programme of Work be noted.

162 Any other Items

There were none.

163 Date of Next Meeting

Monday, 24 February 2025 at 1.30pm.

The meeting concluded at 4.08 pm.

This page is intentionally left blank



Audit Completion Report

North Yorkshire Council – year ended 31 March 2024

February 2025

Audit Committee
North Yorkshire Council
County Hall
Racecourse Lane
Northallerton
DL7 8AD

February 2025

Dear Committee Members,

Audit Completion Report – Year ended 31 March 2024

We are pleased to present our Audit Completion Report for the year ended 31 March 2024. The purpose of this document is to summarise our audit conclusions. The scope of our work, including identified significant audit risks, and other key judgement areas, was outlined in our Audit Strategy Memorandum, which we presented to you in October 2023.

We have reviewed our Audit Strategy Memorandum and concluded that the significant audit risks and other key judgement areas set out in that report remain appropriate.

As a result of the legislative backstop arrangements introduced by the amendments to the Accounts and Audit Regulations 2015, we are unable to complete the audit as originally planned, in advance of the backstop date of 28 February 2025. We provide more information on the legislative backstop arrangements and its implications for the audit and our audit report, in section 2.

We will continue to work closely with you and management to take the necessary steps to rebuild assurance over future accounting periods and will provide further updates to future meetings of this committee. In line with the guidance issued by the National Audit Office, as endorsed by the Financial Reporting Council, we hope to return to a standard audit cycle where we are able to obtain sufficient, appropriate evidence in order to issue an unmodified audit opinion in as short a period as practicable.

We would like to express our thanks for the assistance of your team during our audit. If you would like to discuss any matters in more detail then please do not hesitate to contact me on 07747 764529.

Yours faithfully

Signed: {{_es_:signer1:signature }}

Mark Kirkham
Forvis Mazars LLP

Forvis Mazars

5th Floor
3 Wellington Place
Leeds
LS1 4AP

Contents

- 01** Executive summary
- 02** Audit approach
- 03** Significant findings
- 04** Internal control conclusions
- 05** Summary of misstatements
- 06** Value for money arrangements

A Page 13

- B** Draft management representation letter
- C** Draft audit report
- D** Confirmation of our independence
- D** Other communications

Our reports are prepared in the context of the 'Statement of Responsibilities of auditors and audited bodies' and the 'Appointing Person Terms of Appointment' issued by Public Sector Audit Appointments Limited. Reports and letters prepared by appointed auditors and addressed to the Council are prepared for the sole use of the Council and we take no responsibility to any member or officer in their individual capacity or to any third party.

01

Executive Summary

Executive summary

The scope of our audit and implications of the backstop arrangements

Our audit of the financial statements

The detailed scope of our work as your appointed auditor for 2023/24 is set out in the National Audit Office's (NAO) Code of Audit Practice. Our responsibilities and powers are derived from the Local Audit and Accountability Act 2014 report, as outlined in our Audit Strategy Memorandum, our audit has been conducted in accordance with International Standards on Auditing (UK) and means we focus on audit risks that we have assessed as resulting in a higher risk of material misstatement.

The scope of our work, including identified significant audit risks, and other key judgement areas, was outlined in our Audit Strategy Memorandum, which we presented to you in October 2023. The government has introduced measures intended to resolve the local government financial reporting backlog. Amendments to the Accounts and Audit Regulations require the Council to publish its audited 2023/24 financial statements and accompanying information on or before 28 February 2025. In accordance with the Code, we are required to provide our audit report in sufficient time to enable the Council to meet these responsibilities, whether the audit is completed or not.

Auditing standards require auditors to consider whether they have obtained sufficient appropriate assurance that the financial statements present a true and fair view and have been prepared, in all material respects, in line with the Code of Practice on Local Authority Accounting. Where the auditor determines they have been unable to obtain sufficient appropriate assurance, they must consider the implications of this on their audit report.

The Council was established on 1 April 2023 from the former County, District and Borough councils in North Yorkshire. Although some of the former councils received unmodified auditor's opinions on their 2022/23 financial statements, some were disclaimed by their predecessor auditors. The backstop date introduced by the Amendment Regulations has impeded our ability to obtain sufficient appropriate evidence for the new Council's opening balances upon which to form an opinion on the financial statements as there has been insufficient time to perform all necessary audit procedures. In our view, the effects of the resulting lack of assurance is both pervasive and material to the financial statements as a whole. As a result, we intend to issue a disclaimer of opinion on the Council's financial statements. We have included our proposed audit report in Appendix B.

When an opinion is disclaimed the auditor does not express an opinion on the financial statements and, consequently, no assurance is provided on the financial statements.

In section 4 of this report we have set out our conclusions and significant findings from our audit. This section includes our conclusions on the audit risks in our Audit Strategy Memorandum:

- management override of controls;
- valuation of the property, plant and equipment (PPE), investment properties and assets held for sale;
- net defined benefit liability / (asset) valuation;
- revenue recognition.

Misstatements and internal control recommendations

Despite our intention to issue a disclaimer of opinion, where matters come to our attention through the course of our audit, we may be required to report these to you. Section 4 sets out internal control recommendations and section 5 sets out audit misstatements; unadjusted misstatements total £17.089m. Section 6 outlines our work on the Council's arrangements to achieve economy, efficiency and effectiveness in its use of resources.

Status and audit opinion

We have substantially completed our audit in respect of the financial statements for the year ended 31 March 2024, with the exception of work on the opening balances of the new Council.

Value for money arrangements

The amendments to the Accounts and Audit Regulations do not affect our responsibilities in relation to the Council's value for money arrangements. We anticipate having no significant weaknesses in arrangements to report in relation to the arrangements that the Council has in place to secure economy, efficiency and effectiveness in its use of resources.

Whole of Government Accounts

As a result of the backstop arrangements and our intention to issue a disclaimer of opinion on the Council's financial statements, we anticipate reporting to the NAO that we are unable to complete the mandatory audit procedures specified in their Group Audit Instructions. We are awaiting confirmation of when and how this should be reported to the NAO.

Executive summary

The scope of our audit and implications of the backstop arrangements (continued)

Wider powers

The 2014 Act requires us to give an elector, or any representative of the elector, the opportunity to question us about the accounting records of the Council and to consider any objection made to the accounts. We received three statutory objections:

- two challenged the contents of the Annual Governance Statement; and
- one challenged the accounting arrangements for the Scarborough Harbour undertaking.

02

Audit Approach

Page 17

Audit Approach

Changes to our audit approach

Section 1 of this report explains the implications of the backstop arrangements introduced by the recent amendments to the Accounts and Audit Regulations and confirms that we intend to issue a disclaimer of opinion on the Council's financial statements. As a result, we have not completed our planned procedures to respond to the significant and enhanced risks which we previously reported to you.

Materiality

Our provisional materiality at the planning stage of the audit was set at £32.750m using a benchmark of 2% of gross revenue expenditure.

Based on the final financial statement figures and changes to the opening balances due to the finalisation of the prior year audit and valuation work, alongside adjusted misstatements identified during our audit (see page 26), the final overall materiality we applied was £34.5m (final performance materiality: £17.25m; final clearly trivial threshold: £ 1.035m).




Group materiality calculated using the same benchmark was £34.558m (performance materiality: £17.279m, clearly trivial threshold: £1.037m).

Audit Approach

Group audit approach

There were some presentational issues with how the component accounts were consolidated into the Group, amendments were made to the primary statements to more accurately present the component account income and expenditure within the Council directorates.

Group component	Planned audit approach	Key points or matters to report
NY Net Limited	●	Nothing to report.
Page 19 Waste Limited	●	Nothing to report.
NY Highways	●	Additional work was completed on the pension liability, which raised an immaterial difference between the pension liability reported in the group accounts and the figure per the FRS 102 Schedule.

- 
Full audit
 Performance of an audit of the component's financial information prepared for group reporting purposes using component materiality
- 
Audit of balances and/or disclosures
 Performance of an audit of specific balances and/or disclosures included in the component's financial information prepared for group reporting purposes, using component materiality
- 
Specific audit procedures
 Performance of specific audit procedures on the component's financial information
- 
Review procedures
 Review of the component's financial information prepared for group reporting purposes using the component materiality assigned

03

Significant findings

Significant findings

Significant findings, including key areas of management judgement

In this section we outline the significant findings from our audit. These findings include:

- our audit conclusions regarding significant risks and key areas of management judgement outlined in the Audit Strategy Memorandum;
- our comments in respect of the accounting policies and disclosures that you have adopted in the financial statements. On page 16 we have concluded whether the financial statements have been prepared in accordance with the financial reporting framework and commented on any significant accounting policy changes that have been made during the year;
- any further significant matters discussed with management;
- any significant difficulties we experienced during the audit; and
- modifications required to our audit report.

Significant Risks

Management override of controls

Description of the risk

In all entities, management at various levels within an organisation are in a unique position to perpetrate fraud because of their ability to manipulate accounting records and prepare fraudulent financial statements by overriding controls that otherwise appear to be operating effectively. Due to the unpredictable way in which such override could occur, we consider there to be a risk of material misstatement due to fraud and thus a significant risk on all audits.

How we addressed this risk

We addressed this risk by carrying out audit work in the following areas:

- accounting estimates affecting amounts included in the financial statements;
- consideration of identified significant transactions outside the normal course of business; and
- journal entries recorded in the general ledger and other adjustments made in preparation of the financial statements

Audit conclusion

The work is complete and we have no matters to bring to your attention.

Significant findings

Valuation of Property, Plant and Equipment (PPE), Investment Properties and Assets Held for Sale

Description of the risk

The financial statements contain material entries on the Balance Sheet as well as material disclosure notes in relation to the Council's holding of PPE, investment properties and assets held for sale.

Although the Council employs a valuation expert to provide information on valuations, there remains a high degree of estimation uncertainty associated with the revaluation of PPE as a result of the significant judgements and number of variables involved. We have therefore identified the revaluation of PPE, investment properties and assets held for sale to be an area of risk

How we addressed this risk

We addressed this risk by:

- considering the Council's arrangements for ensuring that PPE values are reasonable;
- challenging the reasonableness of the valuations provided by the Council's valuer using other sources of data;
- assessing the competence, skills and experience of the valuer and the instructions issued to the valuer; and
- where necessary, performing further audit procedures on individual assets to ensure the basis of valuations is appropriate

Audit conclusion

The work in this area is substantially completed and we have several matters to bring to your attention. Our work performed identified misstatements for property, plant and equipment and infrastructure valuations and these were adjusted for in the final financial statements. Our work also identified misstatements for property, plant and equipment and heritage assets, these were not adjusted for in the final financial statements. Details can be found in Section 6 of this report.

Significant findings

Net defined benefit liability (asset) valuation

Description of the risk

The financial statements contain material pension entries in respect of the retirement benefits. The calculation of these pension figures, both assets and liabilities, can be subject to significant volatility and includes estimates based upon a complex interaction of actuarial assumptions. This results in an increased risk of material misstatement.

How we addressed this risk

We addressed this risk by:

- evaluating the Council's arrangements (including relevant controls) for making estimates in relation to pension entries within the financial statements; and
- considering the reasonableness of the actuary's assumptions that underpin the relevant entries made in your financial statements, through the use of an expert commissioned by the National Audit Office.

Audit conclusion

Our work on this area is complete and we have two matters to bring to your attention. Upon completion of our work on the Group, a review of the FRS 102 Schedule for NY Highways highlighted that the Pension Fund liability figure had been recognised per the prior year closing figure, instead of the current year. The final version of the accounts includes an amendment for this.

In addition, the Pension Fund auditor identified a net understatement in the Fund's assets. Details can be found in Section 6 of this report.

Significant findings

Risk of Fraud in Revenue Recognition **Description of the risk**

Based on our initial knowledge and planning discussions we have concluded that we can rebut the presumption of the revenue recognition audit risk for most of the Council’s revenue. We consider fees, charges and other service income to be areas of significant risk in year one of our audit engagement.

How we addressed this risk

We rebutted the significant risk relating to council tax receipts, business rates, housing rents and government grants because there are limited incentives and opportunities to manipulate the way income is recognised. We still carry out our standard fraud procedures on these areas. We consider other fees and charges to be a significant risk and we evaluated the design and implementation of controls to mitigate the risk of these income streams being recognised in the wrong period. In addition, we undertook a range of substantive procedures including:

- testing income in March, April and May 2024 to ensure it has been recognised in the correct period; and
- obtained direct confirmation of year-end bank balances and tested the reconciliations.

Audit conclusion

The work is complete, and we have no matters to bring to your attention in this respect.

Significant findings

Background and modification of the audit opinion

As we outlined earlier in this report, as a result of the backstop arrangements, we have not been able to complete sufficient audit procedures to enable us to provide an unmodified opinion on the Council's financial statements. As we have determined that the pervasive effects, or potential pervasive effects on the financial statements of the lack of sufficient appropriate assurance are both pervasive and material, we will be issuing a disclaimer of opinion. This means we are expressing no opinion on the financial statements.

Appendix B sets out our draft audit report which explains the basis of our disclaimer of opinion being the introduction of the backstop arrangements which require the Council to publish its audited 2024/25 financial statements by 28 February 2025.

Members will note that the draft audit report does not report on other matters that would usually appear in an unmodified audit report. These include:

- the use of the going concern assumption in the preparation of the financial statements; and
- the consistency of the other information presented with the financial statements.

Although we are disclaiming our audit opinion, auditing standards require us to report matters to you that have come to our attention during the course of our audit, which we include in this section of this report.

Qualitative aspects of the Council's accounting practices

We have reviewed the Council's accounting policies and disclosures and concluded they comply with the CIPFA/LASAAC Code of Practice on Local Authority Accounting in the United Kingdom 2023/24 appropriately tailored to the Council's circumstances.

Draft accounts were received from the Council's in September 2024 and were published on the Council website. Several material updates were subsequently made by the Council because the draft accounts received did not include the final valuation figures and there were material errors on the face of the CIES.

Significant matters discussed with management

During our audit we communicated the following significant matters to management:

- We discussed the backstop arrangements and the impact of the auditor's report on the financial statements.
- The contents of the draft Annual Governance statement were challenged by an objector and subsequent changes were discussed with and made by management.
- The accounting treatment for both the Whitby and Scarborough harbour undertakings were the subject of

objections to the accounts of the former Scarborough Borough Council. Management agreed to enhance the statement of accounts to reflect statutory financial reporting requirements.

- We discussed with management the impact of local government reorganisation and the impact on the brought forward opening balances. The lack of audited accounts for some of the former district councils has resulted in a material lack of audit assurance over the opening balances of the new Council.
- We discussed with management the reporting implications for the inclusion of draft valuation figures in the draft accounts, which subsequently resulted in material amendments.
- We also discussed the potential impact of the June 2023 High Court ruling in the case of Virgin Media Limited v NTL Pension Trustees, which stated that certain pension scheme rule amendments were invalid without the correct actuarial confirmation. A narrative disclosure has been added to Note 28 to outline the uncertainty of the impact on the 2023/24 accounts.

Significant difficulties during the audit

During the course of the audit there were some significant delays as officers were dealing with multiple auditors in relation to the predecessor councils' accounts and an unusual number of open audit years.

We noted issues around version control of the draft accounts and evidence supporting subsequent changes. We have, however, had the full co-operation of management to try and resolve these issues and deal with the exceptional workload involved.

Wider responsibilities

Our powers and responsibilities under the 2014 Act are broad and include the ability to:

- issue a report in the public interest;
- make statutory recommendations that must be considered and responded to publicly;
- apply to the court for a declaration that an item of account is contrary to law; and
- issue an advisory notice under schedule 8 of the 2014 Act.

The 2014 Act also gives rights to local electors and other parties, such as the right to ask questions of the auditor and the right to make an objection to an item of account. We received three statutory objections:

- two challenged the contents of the Annual Governance Statement; and
- one challenged the accounting arrangements for the Scarborough Harbour undertaking.

While we have not yet issued our conclusions and statements of reasons, we have not identified any matters that should lead to the use of our audit powers as part of our 2023/24 audit.

Internal control conclusions

Internal control conclusions

Overview of engagement

As part of our audit, we obtained an understanding of Council's internal control environment and control activities relevant to the preparation of the financial statements, which was sufficient to plan our audit and determine the nature, timing, and extent of our audit procedures. Although our audit was not designed to express an opinion on the effectiveness of Council's internal controls, we are required to communicate to the Audit Committee any significant deficiencies in internal controls that we identified in during our audit.

Deficiencies in internal control

A deficiency in internal control exists if:

- a control is designed, implemented, or operated in such a way that it is unable to prevent, detect, and/or correct potential misstatements in the financial statements; or
- a necessary control to prevent, detect, and/or correct misstatements in the financial statements on a timely basis is missing.

The purpose of our audit was to express an opinion on the financial statements. As part of our audit, we have considered Council's internal controls relevant to the preparation of the financial statements to design audit procedures to allow us to express an opinion on the financial statements, but not for the purpose of expressing an opinion on the effectiveness of Council's internal controls or to identify any significant deficiencies in their design or operation.

The matters reported in this section of our report are limited to those deficiencies and other control recommendations that we have identified during our normal audit procedures and which we consider to be of sufficient importance to merit being reported.

If we had performed more extensive procedures on internal control, we might have identified more deficiencies to report or concluded that some of the reported deficiencies need not in fact have been reported.

Our comments in this section should not be regarded as a comprehensive record of all deficiencies that may exist or improvements that could be made.

The deficiencies Council's internal controls that we have identified as at the date of this report are in set out on the following pages.

Significant deficiencies in internal control

A significant deficiency in internal control is one which, in our professional judgement, has the potential for financial loss, damage to reputation, or a loss of information which may have implications on the achievement of business strategic objectives. Our view is that observations categorised as a significant deficiency is of sufficient importance to merit the attention of the Audit Committee.

The significant deficiencies in the Council's internal controls that we have identified as at the date of this report are in set out on the following pages.

Other observations

We also record our observations on the Council's internal controls where, in our professional judgement, there is a need to strengthen internal control or enhance business efficiency that do not constitute significant deficiencies in internal control but which we view as being important for consideration by management.

Our other internal control observations, as at the date of this report, are set out in this section. These [will be/ have been] reported to management directly and have been included in this report for your information.

Whether internal control observations merit attention by the Audit Committee and/ or management is a matter of professional judgment, taking into account the risk of misstatement that may arise in the financial statements as a result of those observations.

Internal control conclusions

Significant deficiencies in internal control

In our view, the deficiencies in internal control set out in this section result in a potential for financial loss, damage to reputation, or a loss of information. This may have implications for the achievement of strategic objectives. Our recommendations should be considered for immediate action.

Description of deficiency

Officers were initially unable to provide a detailed log of the changes between the published draft financial statements and the final financial statements.

Potential effects

There is a risk that the final financial statements do not accurately reflect the audited balances.

Recommendation

We recommend that management oversees the changes made to the financial statements and maintains a record of these changes.

Management response

Page 28

Internal control conclusions

Other deficiencies in internal control

In our view, there is a need to address the deficiencies in internal control set out in this section (which are not deemed to be significant deficiencies) to strengthen internal control or enhance business efficiency. Our recommendations should be actioned by management in the near future.

Description of deficiency

The Council did not assess the impact of the change in asset valuation between the valuation date 1st October 2024 and the year end date of 31st March 2024.

Potential effects

There is a risk that the asset valuations are inaccurate due to there being potential movements as a result of changes in any underlying assumptions and market conditions over this period.

Recommendation

We recommend that the Council implements a structured review process to identify any asset valuation movements over the period between the valuation date and the year end.

Management response

Internal control conclusions

Other deficiencies in internal control

In our view, there is a need to address the deficiencies in internal control set out in this section (which are not deemed to be significant deficiencies) to strengthen internal control or enhance business efficiency. Our recommendations should be actioned by management in the near future.

Description of deficiency

A combined total of 48 Councillors and Senior Managers had not completed signed declarations of interest at the year end.

Potential effects

There is a risk that the related parties disclosure in the Council's financial statements is incomplete.

Recommendation

All Members and Senior Management should declare their interests on annual basis through a declaration form to ensure that any potential conflicts can be identified and necessary mitigations implemented.

Management response

Page 30

05

Summary of misstatements

Summary of misstatements

We set out below and on the following pages a summary of the misstatements we identified during our audit, above the trivial threshold for adjustment of [x].

The first table in this section sets out the misstatements we identified which management has assessed as not being material, individually or in aggregate, to the financial statements and does not plan to adjust. The second table outlines the misstatements we identified that have been adjusted by management.

Our overall materiality, performance materiality, and clearly trivial (reporting) threshold were reported in our Audit Summary Memorandum, issued in October 2023. Any subsequent changes to those figures are set out in the section 3 of this report.

Unadjusted misstatements

Management has assessed the misstatements in the table below as not being material, individually or in aggregate, to the financial statements and does not plan to adjust. We only report to you unadjusted misstatements that are either material by nature or which exceed our reporting threshold.

Details of adjustment	Comprehensive Income and Expenditure Statement		Balance Sheet		MIRS	
	Dr (£ '000)	Cr (£ '000)	Dr (£ '000)	Cr (£ '000)	Dr (£ '000)	Cr (£ '000)
Page 32 Dr Heritage Assets – Revaluations Cr Revaluation Reserve Royal Hall was valued in the asset register as £33,269,162, however the amount insured as at 01 April 2023 is £36,378,181 per the insurance certificate, therefore a difference of £3,109,019.02. Also, Museums pieces & Collections was valued in the asset register as £8,497,374.67, however the insured amount was £8,772,208, therefore a difference of £274,833.33. Total of £3,384k.			3,384			3,384
			3,384			3,384

Summary of misstatements

Unadjusted misstatements

Details of adjustment	Comprehensive Income and Expenditure Statement		Balance Sheet		MIRS	
	Dr (£ '000)	Cr (£ '000)	Dr (£ '000)	Cr (£ '000)	Dr (£ '000)	Cr (£ '000)
Dr Net Pension Liability Cr Pension Reserve Dr Movement In Reserves Cr Remeasurement of the net defined liability / asset The Pension Fund Auditor identified that the Pension Fund's investments are understated by £12.8m. We have calculated that the Councils share of this error is 57% and therefore the Council's liability is understated by £7,296k.		7,296	7,296		7,296	7,296
Dr Property, Plant and Equipment Cr Revaluation Reserve Our PPE Valuations testing identified 20 samples whereby there were discrepancies between the value per the Fixed Asset Register and the value per the Valuation Report. This resulted in a total extrapolated net understatement of £6,409k.			6,409			6,409
Aggregate effect of unadjusted misstatements		7,296	17,089		7,296	17,089

We will obtain written representations confirming that, after considering the unadjusted misstatements, both individually and in aggregate, in the context of the financial statements taken as a whole, no adjustments are required.

Summary of misstatements

Adjusted misstatements

The misstatements in the table below have been adjusted by management. We report all individual misstatements above our reporting threshold that we identify during our audit and which management had adjusted and any other misstatements we believe Audit Committee should be made aware of. We have summarised the misstatements found at audit separately in the first table from those identified by management in the second table.

Details of adjustment	Comprehensive Income and Expenditure Statement		Balance Sheet		MIRS	
	Dr (£ '000)	Cr (£ '000)	Dr (£ '000)	Cr (£ '000)	Dr (£ '000)	Cr (£ '000)
Dr Revaluation Reserve					3,043	
Dr Impairment Loss	202					
Cr Property, Plant and Equipment				3,245		
<p>The above relates to several misstatements across our valuation work. The BCIS rates applied in the valuation calculations for several schools was £3,742/m2 as opposed to £2,837/m2 for special schools as at the valuation date, this resulted in an overstatement of assets by £2,225k. Ripon Leisure Centre was initially valued at £8,927k in the asset register but location factor used in the valuation is 1 instead of 0.97 for Harrogate, BCIS rate used was £4,516/m2 as opposed to £2,893/m2 for Sports Centres/Recreational centres, in addition further variances were noted between the fixed asset register and the valuation report. This resulted in a net impact of £20k. Resulting in an overall net impact of £3,245k.</p>						
Dr Depreciation – Infrastructure Assets	42,359					
Cr Property, Plant and Equipment – Accumulated Depreciation				42,359		
Useful lives of infrastructure assets were revised to be in line with CIPFA guidelines upon finalisation of 2022/23 accounts. Infrastructure assets were depreciated over a straight line period of 40 years in the draft accounts. The impact of revision of useful lives increased depreciation charges by £42 million in 2023/24.						
	42,561			45,604	3,043	

Summary of misstatements

Adjusted misstatements - continued

Details of adjustment	Comprehensive Income and Expenditure Statement		Balance Sheet		MIRS	
	Dr (£ '000)	Cr (£ '000)	Dr (£ '000)	Cr (£ '000)	Dr (£ '000)	Cr (£ '000)
Dr Long Term Debtors – Loan to subsidiary companies Cr Capital Adjustment Account This is in relation to a correct to treatment of the write down of Long Term Debt for Ammare. Page 35			7,746			7,746
Dr NY Highways Pension Reserve Cr NY Highways Pension Liability Upon review of the FRS 102 Schedule for NY Highways, the Pension Fund Liability figure of £1.900m has been recognised per the prior year closing figure, instead of £0.881m per the current year.				1,019	1,019	
Aggregate effect of adjusted misstatements	42,561		7,746	46,623	4,062	7,746

Summary of misstatements

Adjusted misstatements - continued

Details of adjustment	Comprehensive Income and Expenditure Statement		Balance Sheet		MIRS	
	Dr (£ '000)	Cr (£ '000)	Dr (£ '000)	Cr (£ '000)	Dr (£ '000)	Cr (£ '000)
Dr Revaluation Reserve Cr Property, Plant and Equipment Cr Impairment Loss Cr PPE Accumulated Depreciation Cr Depreciation Charges This is due to revised capital charges following the 2022/23 adjustments to Net Book Value and PFI correction and amendments to the valuation of investment properties and PPE upon finalisation of 2023/24 valuation work by the North Yorkshire Council valuer following the issue of the 2023/24 draft statement of accounts.		17,168	8,314	53,597	70,765	
Dr Investment Properties Cr Revaluation and impairment This is due to a client adjustment on the valuation of Investment Properties upon receipt of the final valuation report from the North Yorkshire Council Valuer following the issue of the 2023/24 draft statement of accounts.		6,331	6,331			
Aggregate effect of adjusted misstatements	42,561	31,813	22,391	100,220	74,827	7,746

Summary of misstatements – identified by the Council

Adjusted misstatements - continued

The misstatements in the table below have been adjusted by management. We report all individual misstatements above our reporting threshold that we identify during our audit and which management had adjusted and any other misstatements we believe Audit Committee should be made aware of.

Details of adjustment	Comprehensive Income and Expenditure Statement		Balance Sheet		MIRS	
	Dr (£ '000)	Cr (£ '000)	Dr (£ '000)	Cr (£ '000)	Dr (£ '000)	Cr (£ '000)
Dr Brought Forward Property Plant and Equipment			11,724			
Cr Brought Forward Capital Adjustment Account						47,342
Dr Brought Forward Revaluation Reserve					35,618	
This is due to an amendment to asset valuations following the completion of the 2022/23 audit.						
			11,724		35,618	47,342

Page 37

Summary of misstatements

Disclosure misstatements

We identified the following disclosure misstatements during our audit that have been corrected by management:

- Statement of Accounting Policies – the narrative has been amended and additional disclosures added in line with Code requirements.
- Comprehensive Income and Expenditure Statement – the heading in the Other Comprehensive Income section has been updated.
- Movement in Reserves Note – the narrative has been updated.
- Balance sheet - Pension Liability has been updated to 'Net Pension Liability. Council Dwellings and Community Assets were originally reported on individual lines, these have now been aggregated and included within the Property, Plant and Equipment line. The prior year heading has been updated from 31 March 23 to 1 April 24.
- Cashflow Statement – 'Grants received for investment purposes' has been amended to 'capital grants credited to the (surplus)/deficit on the provision of services'. 'Pension Liability' has been amended to 'Movement in Pension Liability'. Proceeds from the sale of property and other assets has been amended from £2,889k to £8,499k in line with the figure per the Reserves disclosure.
- Accounting Standards that have been issued but not yet adopted – disclosure has been updated to reference the impact of the adoption of IFRS 16 which has been issued but not yet adopted.
- Critical Judgements in applying Accounting Policies – narrative has been updated in the disclosure.
- Assumptions Made About Future and Other Major Sources of Uncertainty – narrative has been updated in the disclosure.
- Note 10 Pension Arrangements – disclosure has been updated to include the detail of what the remeasurement of the net defined benefit liability, reconciliation of present value of the scheme liabilities and reconciliation of the fair value of the scheme assets is comprised of per Code requirements. A note has been added on p.64 of the accounts highlighting where to find further information on the sensitivity analysis.
- Note 15 Pooled Funds – narrative has been updated in the disclosure.
- Note 18 Movement in Property, Plant and Equipment – narrative has been updated in the disclosure.
- Note 22 Capital Expenditure, Capital Financing and the Capital Financing Requirement – narrative has been updated in the disclosure.
- Note 25 Investment Property – narrative has been updated in the disclosure.
- Note 33 Provisions – narrative has been updated in the disclosure.
- Note 34 Usable Reserves – narrative has been updated in the disclosure.
- Note 35 Unusable Reserves – narrative has been updated in the disclosure.
- Note 37 Events after the Balance Sheet Date – narrative has been updated in the disclosure.
- Note 40 Financial Instruments – Fair Values of Assets and Liabilities has been updated to include £32k for Veritau Limited. Narrative has been updated in the disclosure.
- Housing Revenue Account – this has been amended from a disclosure note to sit alongside the single entity financial statements with equal prominence. (Surplus) / Deficit for year on the HRA Income and Expenditure Statement per the Movement on the HRA Statement has been amended from £11,671k to £6,959k in line with the HRA Income and Expenditure Statement.
- Additional notes has been included for Whitby and Scarborough Harbour revenue accounts.

Summary of misstatements

Disclosure misstatements (continued)

We identified the following disclosure misstatements during our audit that have been corrected by management:

- Note 9 Grant Income initially included a total of £12,590k for the Towns Fund within the Rural England Prosperity grant, this has now been split out and presented separately.
- Note 10 Pension Arrangements initially showed a defined benefit obligation of 2,390..
- Note 11 Audit Fees has been amended to include a description for the 20-21 scale fees, housing benefit fees, transport grant and teacher's pension.
- Note 16 Members Allowances was not initially included in the draft financial statements. In addition, a variance of was identified between the note and the payroll records
- Note 17 Directors Remuneration was amended to include the names of the individuals with a salary above £150k per annum.
- Note 32 Short Term Debtors, Provision for Collection Fund totalling £17,821k was incorrectly classified as general debtors instead of expected credit loss, this has been amended in the final accounts.
- Note 33 Short Term Creditors, 5,592k relating to Business Rates Pool creditors has been reclassified from General Creditors to Other Local Authorities,.
- Note 39 (b) Interest Revenue per the draft financial statements was £40,059k, this was not in line with the total of £39,947k per the Comprehensive Income and Expenditure Statement (CIES), this has been revised to £39,947k. Interest expense per Note 39 was £10,846, this has been updated to £29,642 in line with the CIES.
- Note 38 Events after the balance sheet date, additional event disclosed.
- Infrastructure AP
- Collection Fund Statement – disclosure has been added to show the calculation of the council tax base and the number of chargeable dwellings in each valuation band.
- Group Movement in Reserves – amended to be consistent.
- Group Balance Sheet - Community Assets and Surplus Assets have been removed and aggregated into the Property, Plant and Equipment line.
- Group Provisions – narrative updated.
- There were also a number of other trivial disclosure amendments

We identified the following disclosure misstatements during our audit that have not been corrected by management:

- Note 14 Related Parties – a large number of individuals did not have a submitted return, and five individuals did not disclose all interests recorded by Companies House.
- Note 40 Financial Instruments – there are some sundry creditors and debtors which have not been classified as financial instruments but should be, the information to quantify this is not available.
- Note 10 Pension Arrangements – some additional disclosure information relating to the asset ceiling restriction has not been included.

06

Value for money arrangements

Value for money arrangements

Our approach

We are required to consider whether the Council has made proper arrangements for securing economy, efficiency and effectiveness in its use of resources. The NAO issues guidance to auditors that underpins the work we are required to carry out and sets out the reporting criteria that we are required to consider. The reporting criteria are:

- **Financial sustainability** - How the Council plans and manages its resources to ensure it can continue to deliver its services;
- **Governance** - How the Council ensures that it makes informed decisions and properly manages its risks; and
- **Improving economy, efficiency and effectiveness** - How the Council uses information about its costs and performance to improve the way it manages and delivers its services.

At the planning stage of the audit, we undertake work to understand the arrangements that the Council has in place under each of the reporting criteria and we identify risks of significant weaknesses in those arrangements. Although we describe this work as planning work, we keep our understanding of arrangements under review and update our risk assessment throughout the audit to reflect emerging issues that may suggest significant weaknesses in arrangements exist.

Where our risk-based procedures identify actual significant weaknesses in arrangements we are required to report these and make recommendations for improvement. Where such significant weaknesses are identified, we report these in the audit report.

The primary output of our work on the Council arrangements is the commentary on those arrangements that forms part of the Auditor's Annual Report. We issued a draft version of Auditor's Annual Report in November 2024 and will finalise the Report following the issue of our audit opinion.

Status of our work

We have completed our work in respect of the Council's arrangements for the year ended 31 March 2024 and we have not identified any significant weaknesses in arrangements that have required us to make a recommendation. Our draft audit report at Appendix B confirms that we have no matters to report in respect of significant weaknesses. As noted above, our commentary on the Council's arrangements was provided in the Auditor's Annual Report which was issued in November 2024.

Other recommendations

We have made two other recommendations as part of our value for money commentary.

Recommendation for improvement	Management Response
Annual statement of accounts drafting process The Financial statements are a key accountability document following the 2023/24 process the Council needs to needs to consider whether it has sufficient capacity and capability in delivering a set of statements in line with the statutory timetable.	
Member complaints process Members of the Standards and Governance Committee and full Council should receive an annual report setting out the nature of complaints received, the outcomes and the timescales taken in respect of them. Key aspects of the process and broad outcomes should be reported in the Annual Governance Statement.	

Appendices

A: Draft management representation letter

B: Draft audit report

C: Confirmation of our independence

D: Other communications

Appendix A: Draft management representation letter

Forvis Mazars
5th Floor
3 Wellington Place
Leeds
LS1 4AP

[Date]

Dear Mark,

North Yorkshire Council - Audit for Year Ended 31 March 2024

This representation letter is provided in connection with your audit of the financial statements of North Yorkshire Council the Council for the year ended 31 March 2024. I note that you intend to intend to issue a disclaimer of opinion in respect of your audit. I understand I am still required to provide the representations set out in this letter so you can complete your audit in accordance with relevant auditing standards.

I confirm that the following representations are made on the basis of enquiries of management and staff with relevant knowledge and experience (and, where appropriate, inspection of supporting documentation) sufficient to satisfy ourselves that I can properly make each of the following representations to you.

My responsibility for the financial statements and accounting information

I believe that I have fulfilled my responsibilities for the true and fair presentation and preparation of the financial statements in accordance with the Code, as amended by the Code and applicable law.

My responsibility to provide and disclose relevant information

I have provided you with:

- access to all information of which I am aware that is relevant to the preparation of the financial statements such as records, documentation and other material;
- additional information that you have requested from us for the purpose of the audit; and

Appendix A: Draft management representation letter

- unrestricted access to individuals within the Council you determined it was necessary to contact in order to obtain audit evidence.

I confirm as s151 officer that I have taken all the necessary steps to make me aware of any relevant audit information and to establish that you, as auditors, are aware of this information.

As far as I am aware there is no relevant audit information of which you, as auditors, are unaware.

Accounting records

I confirm that all transactions that have a material effect on the financial statements have been recorded in the accounting records and are reflected in the financial statements. All other records and related information, including minutes of all Council and committee meetings, have been made available to you.

Accounting policies

I confirm that I have reviewed the accounting policies applied during the year in accordance with International Accounting Standard 8 and consider these policies to faithfully represent the effects of transactions, other events or conditions on the Council's financial position, financial performance and cash flows.

Accounting estimates, including those measured at current or fair value

I confirm that the methods, significant assumptions and the data used by the Council and Group in making the accounting estimates, including those measured at current and/or fair value, are appropriate to achieve recognition, measurement or disclosure that is in accordance with the applicable financial reporting framework.

Contingencies

There are no material contingent losses including pending or potential litigation that should be accrued where:

- information presently available indicates that it is probable that an asset has been impaired or a liability had been incurred at the balance sheet date; and
- the amount of the loss can be reasonably estimated.

There are no material contingent losses that should be disclosed where, although either or both the conditions specified above are not met, there is a reasonable possibility that a loss, or a loss greater than that accrued, may have been incurred at the balance sheet date.

There are no contingent gains which should be disclosed.

Appendix A: Draft management representation letter

All material matters, including unasserted claims, that may result in litigation against the Council and Group have been brought to your attention. All known actual or possible litigation and claims whose effects should be considered when preparing the financial statements have been disclosed to you and accounted for and disclosed in accordance with the Code, as amended by the Code and applicable law.

Laws and regulations

I confirm that I have disclosed to you all those events of which I am aware which involve known or suspected non-compliance with laws and regulations, together with the actual or contingent consequences which may arise therefrom.

The Council and Group has complied with all aspects of contractual agreements that would have a material effect on the accounts in the event of non-compliance.

Fraud and error

I acknowledge my responsibility as s151 Officer for the design, implementation and maintenance of internal control to prevent and detect fraud and error and I believe I have appropriately fulfilled those responsibilities.

I have disclosed to you:

- all the results of my assessment of the risk that the financial statements may be materially misstated as a result of fraud;
- all knowledge of fraud or suspected fraud affecting the Council and Group involving:
 - management and those charged with governance;
 - employees who have significant roles in internal control; and
 - others where fraud could have a material effect on the financial statements.

I have disclosed to you all information in relation to any allegations of fraud, or suspected fraud, affecting the Council and Group's financial statements communicated by employees, former employees, analysts, regulators or others.

Related party transactions

I confirm that all related party relationships, transactions and balances, have been appropriately accounted for and disclosed in accordance with the requirements of the Code, as amended by the Code and applicable law.

I have disclosed to you the identity of the Council and Group's related parties and all related party relationships and transactions of which I am aware.

Appendix A: Draft management representation letter

Impairment review

To the best of my knowledge, there is nothing to indicate that there is a permanent reduction in the recoverable amount of the property, plant and equipment and intangible assets below their carrying value at the balance sheet date. An impairment review is therefore not considered necessary.

Charges on assets

All the Council and Group's assets are free from any charges exercisable by third parties except as disclosed within the financial statements.

Future commitments

The Council and Group has no plans, intentions or commitments that may materially affect the carrying value or classification of assets and liabilities or give rise to additional liabilities.

Service Concession Arrangements

I am not aware of any material contract variations, payment deductions or additional service charges in 2023/24 in relation to the Council and Group's service concession arrangements that you have not been made aware of.

Subsequent events

I confirm all events subsequent to the date of the financial statements and for which the Code, as amended by the Code and applicable law, require adjustment or disclosure have been adjusted or disclosed.

Should further material events occur after the date of this letter which may necessitate revision of the figures included in the financial statements or inclusion of a note thereto, I will advise you accordingly.

Impacts of Russian Forces entering Ukraine

I confirm that I have carried out an assessment of the potential impact of Russian Forces entering Ukraine on the Authority, including the impact of mitigation measures and uncertainties, and that the financial statements fairly reflects that assessment.

Covid-19

I confirm that I have carried out an assessment of the potential impact of the Covid-19 Virus pandemic on the business, including the impact of mitigation measures and uncertainties, and that the financial statements fairly reflects that assessment.

Appendix A: Draft management representation letter

Brexit

I confirm that I have carried out an assessment of the impact of the United Kingdom leaving the European Union, including the impact of the Trade and Cooperation Agreement, and that the financial statements fairly reflects that assessment.

Going concern

To the best of my knowledge there is nothing to indicate that the Council and Group will not continue as a going concern in the foreseeable future. The period to which I have paid particular attention in assessing the appropriateness of the going concern basis is not less than twelve months from the date of approval of the accounts.

Annual Governance Statement

I am satisfied that the Annual Governance Statement (AGS) fairly reflects the Council and Group's risk assurance and governance framework and I confirm that I am not aware of any significant risks that are not disclosed within the AGS.

Narrative Report

The disclosures within the Narrative Report fairly reflect my understanding of the Council and Group's financial and operating performance over the period covered by the financial statements.

Unadjusted misstatements

We confirm that the effects of the uncorrected misstatements are immaterial, both individually and in aggregate, to the financial statements as a whole. A list of the uncorrected misstatements is attached to this letter as an Appendix.

Arrangements to achieve economy, effectiveness and efficiency in Use of Resources (value for money arrangements)

I confirm that I have disclosed to you all findings and correspondence from regulators for previous and ongoing inspections of which I am aware. In addition, I have disclosed to you any other information that would be considered relevant to your work on value for money arrangements.

Yours faithfully,

S151 officer

Appendix B: Draft audit report – Subject to moderation

Independent auditor's report to the Members of North Yorkshire Council

Report on the audit of the financial statements

Disclaimer of opinion on the financial statements

We were appointed to audit the financial statements of North Yorkshire Council ('the Council') and its subsidiaries ('the Group') for the year ended 31 March 2024, which comprise the Council and Group significant accounting policies, the Council and Group Comprehensive Income and Expenditure Statement, the Council and Group Movement in Reserves Statement, the Council and Group Balance Sheet, the Council and Group Cash Flow Statement, notes to the financial statements, the Housing Revenue Account and Collection Fund statements. The financial reporting framework that has been applied in their preparation is applicable law and the CIPFA/LASAAC Code of Practice on Local Authority Accounting in the United Kingdom 2023/24.

We do not express an opinion on the financial statements. Because of the significance of the matter described in the Basis for Disclaimer of Opinion section of our report, we have not been able to obtain sufficient appropriate audit evidence to provide a basis for an audit opinion on these financial statements.

Basis for disclaimer of opinion

On 30 September 2024, the Accounts and Audit (Amendment) Regulations 2024 ('The Amendment Regulations') came into force. The Amendment Regulations require the Council to publish its Accountability Statements, which include the financial statements and auditor's opinion for the year ended 31 March 2024, by 28 February 2025 ('the backstop date').

The backstop date introduced by the Amendment Regulations has impeded our ability to obtain sufficient appropriate evidence upon which to form an opinion on the financial statements as there has been insufficient time to perform all necessary audit procedures.

Responsibilities of the Corporate Director - Resources for the financial statements

As explained more fully in the Statement of Responsibilities for the Statement of Accounts, the Corporate Director - Resources is responsible for the preparation of the Statement of Accounts, which includes the financial statements, in accordance with proper practices as set out in the CIPFA/LASAAC Code of Practice on Local Authority Accounting in the United Kingdom 2023/24, and for being satisfied that they give a true and fair view. The Corporate Director - Resources is also responsible for such internal control as the Corporate Director - Resources determines is necessary to enable the preparation of financial statements that are free from material misstatement, whether due to fraud or error.

The Corporate Director - Resources is required to comply with the CIPFA/LASAAC Code of Practice on Local Authority Accounting in the United Kingdom 2023/24 and prepare the financial statements on a going concern basis on the assumption that the functions of the Council will continue in operational existence for the foreseeable future. The Corporate Director - Resources is responsible for assessing each year whether or not it is appropriate for the Council and Group to prepare its accounts on the going concern basis and disclosing, as applicable, matters related to going concern.

Auditor's responsibilities for the audit of the financial statements

Our responsibility is to conduct an audit of the Council and Group's financial statements in accordance with International Standards on Auditing (UK) and to issue an auditor's report. However, because of the matter described in the Basis for Disclaimer of Opinion section of our report, we were not able to obtain sufficient appropriate audit evidence to provide a basis for an audit opinion on these financial statements. In reaching this judgement we have complied with the requirements of the Code of Audit Practice and have had regard to the Local Audit Reset and Recovery Implementation Guidance published by the National Audit Office and endorsed by the Financial Reporting Council.

Appendix B: Draft audit report – Subject to moderation

We are independent of the Council and Group in accordance with the ethical requirements that are relevant to our audit of the financial statements in the UK, including the FRC's Ethical Standard, and we have fulfilled our other ethical responsibilities in accordance with these requirements.

A further description of our responsibilities for the audit of the financial statements is located on the Financial Reporting Council's website at www.frc.org.uk/auditorsresponsibilities. This description forms part of our auditor's report.

Report on the Council's arrangements for securing economy, efficiency, and effectiveness in its use of resources

Matter on which we are required to report by exception

We are required to report to you if, in our view we are not satisfied that the Council has made proper arrangements for securing economy, efficiency and effectiveness in its use of resources for the year ended 31 March 2024.

We have nothing to report in this respect.

Responsibilities of the Council

The Council is responsible for putting in place proper arrangements to secure economy, efficiency, and effectiveness in its use of resources, to ensure proper stewardship and governance, and to review regularly the adequacy and effectiveness of these arrangements.

Auditor's responsibilities for the review of arrangements for securing economy, efficiency, and effectiveness in the use of resources

We are required under Section 20(1)(c) of the Local Audit and Accountability Act 2014 to satisfy ourselves that the Council has made proper arrangements for securing economy, efficiency, and effectiveness in its use of resources. We are not required to consider, nor have we considered, whether all aspects of the Council's arrangements for securing economy, efficiency, and effectiveness in its use of resources are operating effectively.

We have undertaken our work in accordance with the Code of Audit Practice, having regard to the guidance issued by the Comptroller and Auditor General in November 2024.

Matters on which we are required to report by exception under the Code of Audit Practice

We are required by the Code of Audit Practice to report to you if:

- we issue a report in the public interest under section 24 of the Local Audit and Accountability Act 2014;
- we make a recommendation under section 24 of the Local Audit and Accountability Act 2014; or
- we exercise any other special powers of the auditor under sections 28, 29 or 31 of the Local Audit and Accountability Act 2014.

We have nothing to report in these respects.

We are also required by the Code of Audit Practice, to give an opinion on whether other information published together with the audited financial statements, is consistent with the financial statements. Because of the matter described in the Basis for Disclaimer of Opinion section we do not express an opinion on the financial statements. We also do not express an opinion on whether other information published together with the audited financial statements is consistent with the financial statements.

Appendix B: Draft audit report – Subject to moderation

Use of the audit report

This report is made solely to the Members of North Yorkshire Council, as a body, in accordance with part 5 of the Local Audit and Accountability Act 2014 and as set out in paragraph 44 of the Statement of Responsibilities of Auditors and Audited Bodies published by Public Sector Audit Appointments Limited. Our audit work has been undertaken so that we might state to the Members of the Council those matters we are required to state to them in an auditor's report and for no other purpose. To the fullest extent permitted by law, we do not accept or assume responsibility to anyone other than the Members of the Council, as a body, for our audit work, for this report, or for the opinions we have formed.

Delay in certification of completion of the audit

We cannot formally conclude the audit and issue an audit certificate until we have completed the work necessary:

- to issue our assurance statement in respect of the Council's Whole of Government Accounts consolidation pack; and
- to determine the statutory objections we received during the audit.

MAY NEED TO REFER TO STATUTORY OBJECTIONS IF PSAA DON'T RESPOND BEFORE WE ISSUE THIS

[Signature]

Mark Kirkham, Partner

For and on behalf of Forvis Mazars LLP

5th Floor
3 Wellington Place
Leeds
LS1 4AP

[Date]

Appendix C: Confirmation of our independence

As part of our ongoing risk assessment we monitor our relationships with you to identify any new actual or perceived threats to our independence within the regulatory or professional requirements governing us as your auditors.

We can confirm that no new threats to independence have been identified since issuing the Audit Strategy Memorandum and therefore we remain independent.

Appendix D: Other communications

Other communication	Response
Compliance with Laws and Regulations	<p>We have not identified any significant matters involving actual or suspected non-compliance with laws and regulations.</p> <p>We will obtain written representations from management that all known instances of non-compliance or suspected non-compliance with laws and regulations whose effects should be considered when preparing financial statements have been disclosed.</p>
External confirmations	<p>We did not experience any issues with respect to obtaining external confirmations.</p>
Related parties	<p>We did not identify any significant matters relating to the audit of related parties.</p> <p>We will obtain written representations from management confirming that:</p> <ol style="list-style-type: none"> a. they have disclosed to us the identity of related parties and all the related party relationships and transactions of which they are aware; and b. they have appropriately accounted for and disclosed such relationships and transactions in accordance with the requirements of the applicable financial reporting framework.
Going Concern	<p>We have not identified any evidence to cause us to disagree with Corporate Director - Resources that the Council will be a going concern, and therefore we consider that the use of the going concern assumption is appropriate in the preparation of the financial statements..</p> <p>We will obtain written representations from management, confirming that all relevant information covering a period of at least 12 months from the date of approval of the financial statements has been taken into account in assessing the appropriateness of the going concern basis of preparation of the financial statements.</p>

Appendix D: Other communications

Other communication	Response
<p>Subsequent events</p>	<p>We are required to obtain evidence about whether events occurring between the date of the financial statements and the date of the auditor’s report that require adjustment of, or disclosure in, the financial statements are appropriately reflected in those financial statements in accordance with the applicable financial reporting framework.</p> <p>We will obtain written representations from management that all events occurring subsequent to the date of the financial statements and for which the applicable financial reporting framework requires adjustment or disclosure have been adjusted or disclosed.</p>
<p>Matters related to fraud</p>	<p>We have designed our audit approach to obtain reasonable assurance whether the financial statements as a whole are free from material misstatement due to fraud. In addition to the work performed by us, we will obtain written representations from management, and where appropriate the Audit Committee, confirming that</p> <ul style="list-style-type: none"> a) they acknowledge their responsibility for the design, implementation and maintenance of internal control to prevent and detect fraud; b) they have disclosed to the auditor the results of management’s assessment of the risk that the financial statements may be materially misstated as a result of fraud; c) they have disclosed to the auditor their knowledge of fraud or suspected fraud affecting the entity involving: <ul style="list-style-type: none"> i. management; ii. employees who have significant roles in internal control; or iii. others where the fraud could have a material effect on the financial statements; and d) they have disclosed to the auditor their knowledge of any allegations of fraud, or suspected fraud, affecting the entity’s financial statements communicated by employees, former employees, analysts, regulators or others.

Matters related to fraud
 Page 53

Contact

Forvis Mazars

Mark Kirkham

Partner

Tel: +0113 294 2000

mark.kirkham@mazars.com

Page 54

Forvis Mazars LLP is the UK firm of Forvis Mazars Global, a leading global professional services network. Forvis Mazars LLP is a limited liability partnership registered in England and Wales with registered number OC308299 and with its registered office at 30 Old Bailey, London, EC4M 7AU. Registered to carry on audit work in the UK by the Institute of Chartered Accountants in England and Wales. Details about our audit registration can be viewed at www.auditregister.org.uk under reference number C001139861. VAT number: GB 839 8356 73

© Forvis Mazars 2024. All rights reserved.



Audit completion report
North Yorkshire Pension Fund – year ended 31 March 2024

February 2025

Members of the Audit Committee
North Yorkshire Pension Fund
County Hall
Racecourse Lane
Northallerton DL7 8AD

February 2025

Dear Committee Members,

Audit Completion Report – Year ended 31 March 2024

We are pleased to present our Audit Completion Report for North Yorkshire Pension Fund for the year ended 31 March 2024. The purpose of this report is to summarise our audit findings and conclusions. The scope of our work, including identified significant audit risks, and other key judgement areas, was outlined in our Audit Strategy Memorandum, which we presented to you in March 2024.

We have reviewed our Audit Strategy Memorandum and concluded that the significant audit risks and other key judgement areas set out in that report remain appropriate.

We would like to express our thanks for the assistance of your team during our audit. If you would like to discuss any matters in more detail then please do not hesitate to contact me on 07747 764529.
Yours faithfully

Signed: {{_es_.signer1:signature }}

Mark Kirkham

Forvis Mazars LLP

Contents

- 01** Executive summary
- 02** Status of the audit
- 03** Audit approach
- 04** Significant findings
- 05** Internal control conclusions
- 06** Summary of misstatements

- A** Appendix A: Draft management representation letter
- B** Appendix B: Draft audit report
- C** Appendix C: Draft consistency report
- D** Appendix D: Confirmation of our independence
- E** Appendix E: Other communications

Page 57

Our reports are prepared in the context of the 'Statement of responsibilities of auditors and audited bodies' and the 'Appointing Person Terms of Appointment' issued by Public Sector Audit Appointments Limited. Reports and letters prepared by appointed auditors and addressed to the Pension Fund are prepared for the sole use of the Pension Fund and we take no responsibility to any member or officer in their individual capacity or to any third party.



01

Executive Summary

Page 58

Executive summary

Principal conclusions and significant findings

The detailed scope of our work as your appointed auditor for 2023/24 is set out in the National Audit Office's (NAO) Code of Audit Practice. Our responsibilities and powers are derived from the Local Audit and Accountability Act 2014 and, as outlined in our Audit Strategy Memorandum, our audit has been conducted in accordance with International Standards on Auditing (UK) and means we focus on audit risks that we have assessed as resulting in a higher risk of material misstatement.

In section 4 of this report we have set out our conclusions and significant findings from our audit. This section includes our conclusions on the audit risks and areas of management judgement in our Audit Strategy Memorandum, which include:

- management override of controls; and
- valuation of investments within level 3 of the fair value hierarchy.

Misstatements and internal control recommendations

Section 5 sets out internal control recommendations and section 6 sets out audit misstatements; unadjusted misstatements total £7,824k.

Status and audit opinion

We have substantially completed our audit in respect of the financial statements for the year ended 31 March 2024.

At the time of preparing this report, matters remaining outstanding as outlined in section 2.

We will provide an update to you in relation to the significant matters outstanding through issuance of a follow up letter.

Subject to the satisfactory conclusion of the remaining audit work, we have the following conclusions:



Audit opinion

We anticipate issuing an unqualified opinion, without modification, on the financial statements. Our proposed audit opinion is included in the draft auditor's report in Appendix B.



Consistency report

We anticipate concluding that the Pension Fund financial statements within the Pension Fund's Annual Report are consistent with the Pension Fund financial statements within the Statement of Accounts of North Yorkshire Council. Our draft consistency report is provided in Appendix C.



Wider powers

The 2014 Act requires us to give an elector, or any representative of the elector, the opportunity to question us about the accounting records of the Fund and to consider any objection made to the accounts. No such correspondence from electors has been received.

02

Status of the audit

Page 60

Status of our audit

While satisfactory resolution of the outstanding matters set out below is needed before we can close the audit, our audit work is substantially complete and there are currently no matters of which we are aware that would require modification of our audit opinion.

[Final versions of the financial statements and annual report](#)

We have received updated financial statements however await the outcome of internal technical review procedures. We await the final versions of the annual report for us to be able to complete our review procedures and the procedures required to issue the consistency statement.



[Signed financial statements and letter of representation](#)

Receipt of signed financial statements and letter of representation at the point when we are ready to sign the audit report.



[Audit review and quality control procedures](#)

Completion of manager and partner review and Forvis Mazars quality control processes in respect of the audit.



[Post balance sheet events](#)

Review of post balance sheet events up to the point at which we sign our audit report.



[Awaiting responses to queries raised with the predecessor auditor](#)

We have reviewed the audit file of the predecessor auditor, the review resulted in some queries that needed to be raised with the predecessor auditor. We are waiting for responses to these queries.



Status



Likely to result in a material adjustment or a significant change to disclosures in the financial statements.



Potential to result in a material adjustment or a significant change to disclosures in the financial statements.



Not considered likely to result in a material adjustment or a change to disclosures in the financial statements.

03

Audit Approach

Audit Approach

Changes to our audit approach

There have been no changes to the audit approach we communicated in our Audit Strategy Memorandum, issued in March 2024.

Materiality

Our provisional materiality at the planning stage of the audit was set at £42.2m using a benchmark of 1% of net assets available to pay benefits. We set a provisional specific materiality for the fund account of £14.6m at the planning stage of the audit using a benchmark of 10% of benefits payable.

Based on the final financial statement figures and other qualitative factors, the final overall materiality we applied was £46.4m (final performance materiality: £32.5m; final clearly trivial threshold: £1.4m) and the final specific materiality for the fund account was £15.8m.

Use of experts

We have not made any changes to our planned approach in relation to the use of experts.

Items of account	Management's expert	Our expert
Disclosure notes on funding arrangements and actuarial present value of promised retirement benefits.	Aon Hewitt	NAO consulting actuary PWC
Valuation of investments within level 3 of the fair value hierarchy and related disclosures.	Investment managers engaged by the Fund that prepare valuations.	We did not need to engage our own expert.

Service organisations

We have not changed the planned approach in relation to service organisations.

Item of account	Service organisation	Audit approach
Investment valuations and Income along with all related disclosures.	Custodians and fund managers.	Type 1 and Type 2 reports obtained and reviewed.

04

Significant findings

Significant findings

Significant findings, including key areas of management judgement

The significant findings from our audit include:

- our audit conclusions regarding significant risks and key areas of management judgement outlined in the Audit Strategy Memorandum;
- our comments in respect of the accounting policies and disclosures that you have adopted in the financial statements. On page 13 we have concluded whether the financial statements have been prepared in accordance with the financial reporting framework and commented on any significant accounting policy changes that have been made during the year;
- any further significant matters discussed with management;
- any significant difficulties we experienced during the audit; and

Significant Risks

Management override of controls

Description of the risk

This is a mandatory significant risk on all audits due to the unpredictable way in which such override could occur.

Management at various levels within an organisation are in a unique position to perpetrate fraud because of their ability to manipulate accounting records and prepare fraudulent financial statements by overriding controls that otherwise appear to be operating effectively. Due to the unpredictable way in which such override could occur, there is a risk of material misstatement on all audits.

How we addressed this risk

We addressed this risk by7 carrying out audit work in the following areas:

- accounting estimates impacting amounts included in the financial statements;
- consideration of identified significant transactions outside the normal course of business; and
- journal entries recorded in the general ledger and other adjustments made in preparation of the financial statements.

Audit conclusion

We have completed our work in respect of management override of control and have no matters to bring to your attention.

Significant findings

Valuation of investments within level 3 of the fair value hierarchy

Description of the risk

As at 31 March 2024 the fair value of investments classified within level 3 of the fair value hierarchy was £534.5m, which accounted for 11.6% of net investment assets. The values included in the accounts are those provided by investment managers updated by the Pension Fund for cash movements, where the most recently available information from fund managers is at a date prior to the year end.

Level 3 assets are those assets where values are based on unobservable inputs, and consequently the estimation uncertainty for these assets is more significant than for assets valued at level 1 and 2.

How we addressed this risk

We addressed this risk by:

- obtaining an understanding of the skills, experience and qualifications of any external valuers used by the Pension Fund;
- obtaining an understanding of the basis of valuation applied in the year, and reviewed the valuation methodologies;
- agreeing a sample of valuations to supporting documentation including investment manager valuation statements and cash flows for any adjustments made to investment manager valuations;
- reviewing management's reconciliation of fund manager reports to the custodian's report; and
- agreeing a sample of valuations to audited accounts or other independent supporting documentation, and considered the impact of any modified audit reports on those audited accounts.

Audit conclusion

Our work is complete. We identified instances where the value recorded in the financial statements differed from the valuation provided direct to the audit team by fund managers. The value of these difference is an understatement in the value of private equity investments of £15,382k. The financial statements have been adjusted in respect of his. Full details of the adjusted misstatement can be seen in section 6 of this report.

Significant findings

Qualitative aspects of the Fund's accounting practices

We have reviewed the Fund's accounting policies and disclosures and concluded they comply with the 2023/24 Code of Practice on Local Authority Accounting, appropriately tailored to the Fund's circumstances.

Draft accounts were received from the Fund on 29 August. The accounts presented to audit have required several adjustments to be made to them, to improve their quality and ensure that they comply with the Code. Working papers were provided alongside the draft accounts.

Significant matters discussed with management

During our audit we communicated the following significant matters to management:

Classification of investments in the fair value hierarchy – our audit work identified that an asset with a value of £161m had been incorrectly classified as falling within level 1 of the fair value hierarchy. While pricing data for the investment is available it is not actively traded on a stock exchange. To be classified within level 1 of the fair value hierarchy prices must be quoted and the asset must be actively traded.

Related party disclosure – the related party disclosure needs to consider related party relationships that all those who are involved in decision making have. In the case of the pension fund this includes the Pension Fund Committee, Audit Committee, and the Treasurer for the Pension Fund. The disclosure in the financial statements has been updated to include members, key management personnel and employers.

Significant difficulties during the audit

We have experienced significant delays in responses to our audit enquiries which has resulted in the audit taking significantly longer than planned. Our work began in July 2024 but has continued into February 2025.

Difficulties have also been encountered in obtaining responses to queries from Northern Trust, the Custodian. This further added to the time taken to complete the audit.

Wider responsibilities

Our powers and responsibilities under the 2014 Act are broad and include the ability to:

- issue a report in the public interest;
- make statutory recommendations that must be considered and responded to publicly;
- apply to the court for a declaration that an item of account is contrary to law; and
- issue an advisory notice under schedule 8 of the 2014 Act.

We have not exercised any of these powers as part of our 2023/24 audit.

The 2014 Act also gives rights to local electors and other parties, such as the right to ask questions of the auditor and the right to make an objection to an item of account. No such objections have been raised.

05

Internal control conclusions

Page 68

Internal control conclusions

Overview of engagement

As part of our audit, we obtained an understanding of the Fund's internal control environment and control activities relevant to the preparation of the financial statements, which was sufficient to plan our audit and determine the nature, timing, and extent of our audit procedures. Although our audit was not designed to express an opinion on the effectiveness of the Fund's internal controls, we are required to communicate to the Audit Committee any significant deficiencies in internal controls that we identified in during our audit.

Deficiencies in internal control

A deficiency in internal control exists if:

- a control is designed, implemented, or operated in such a way that it is unable to prevent, detect, and/or correct potential misstatements in the financial statements; or
- a necessary control to prevent, detect, and/or correct misstatements in the financial statements on a timely basis is missing

The purpose of our audit was to express an opinion on the financial statements. As part of our audit, we have considered the Fund's internal controls relevant to the preparation of the financial statements to design audit procedures to allow us to express an opinion on the financial statements, but not for the purpose of expressing an opinion on the effectiveness of the Fund's internal controls or to identify any significant deficiencies in their design or operation.

The matters reported in this section of our report are limited to those deficiencies and other control recommendations that we have identified during our normal audit procedures and which we consider to be of sufficient importance to merit being reported.

If we had performed more extensive procedures on internal control, we might have identified more deficiencies to report or concluded that some of the reported deficiencies need not in fact have been reported.

Our comments in this section should not be regarded as a comprehensive record of all deficiencies that may exist or improvements that could be made.

The deficiencies in the Fund's internal controls that we have identified as at the date of this report are in set out on the following pages.

Significant deficiencies in internal control

A significant deficiency in internal control is one which, in our professional judgement, has the potential for financial loss, damage to reputation, or a loss of information which may have implications on the achievement of business strategic objectives. Our view is that observations categorised as a significant deficiency is of sufficient importance to merit the attention of Audit Committee.

The significant deficiencies in the Fund's internal controls that we have identified as at the date of this report are in set out on the following pages.

Other observations

We also record our observations on the Fund's internal controls where, in our professional judgement, there is a need to strengthen internal control or enhance business efficiency that do not constitute significant deficiencies in internal control but which we view as being important for consideration by management.

Our other internal control observations, as at the date of this report, are set out in this section. These [will be/ have been] reported to management directly and have been included in this report for your information.

Whether internal control observations merit attention by Audit Committee and/ or management is a matter of professional judgment, taking into account the risk of misstatement that may arise in the financial statements as a result of those observations.

Internal control conclusions

Significant deficiencies in internal control

In our view, the deficiencies in internal control set out in this section result in a potential for financial loss, damage to reputation, or a loss of information. This may have implications for the achievement of business strategic objectives. Our recommendations should be considered for immediate action.

Description of deficiency

The pension fund do not perform a reconciliation between pensions paid per the pensions/payroll system and the values recorded in the general ledger.

Potential effects

There is a risk that pensions paid are not accurately and completely recorded in the general ledger.

Recommendation

A reconciliation be on a regular basis between the amounts to be paid per the pensions/payroll system and the amounts recorded in the general ledger.

Management response

Systems, data and accounting issues have made this reconciliation problematic. There will be a review, to deal with issues where possible and undertake reconciliations going forward. The new financial system may also help, once implemented.

Page 70

Internal control conclusions

Significant deficiencies in internal control - continued

Description of deficiency

As part of the pension payment processing there is a reconciliation of the pension paid per the pensions system and the payment made from the bank but this control is not documented.

Potential effects

Where a control is not documented there is a heightened risk of inconsistency or lapse which in this case could result in the incorrect payment of pensions.

Recommendation

A method of documentation be added to the reconciliation process to confirm that the reconciliation has been performed.

Management response

In future, reconciliations will be documented.

Internal control conclusions

Other deficiencies in internal control

In our view, there is a need to address the deficiencies in internal control set out in this section (which are not deemed to be significant deficiencies) to strengthen internal control or enhance business efficiency. Our recommendations should be actioned by management in the near future.

Description of deficiency

The Pension Fund review the quarterly custodian valuation report against quarterly statements received from the fund managers, however they do not document this review.

Potential effects

There is risk that the review is not completed as there is no record of it having been done. If not completed there is a risk that a mismatch in values is not identified.

Recommendation

The review should be documented.

Management response

In future, reviews will be documented.

Page 12

Internal control conclusions

Other deficiencies in internal control - continued

Description of deficiency

The Pension Fund consider the movement in the value of investments between statement dates, but they do not document this check and they do not have a specific threshold for what is considered a significant movement.

Potential effects

There is risk that the control is not operating as it is not documented, and a risk that a significant movement is not deemed significant when there is no threshold.

Recommendation

The review should be documented and a threshold set for what constitutes significant movement.

Management response

Consideration of movements in investments occurs as part of the quarterly review process, including at Pension Fund Committee.

Page 73

06

Summary of misstatements

Summary of misstatements

We set out below and on the following pages a summary of the misstatements we identified during our audit, above the trivial threshold for adjustment of £1.4m.

The first table in this section sets out the misstatements we identified which management has assessed as not being material, individually or in aggregate, to the financial statements and does not plan to adjust. The second table outlines the misstatements we identified that have been adjusted by management.

Our overall materiality, performance materiality, and clearly trivial (reporting) threshold were reported in our Audit Summary Memorandum, issued in March 2024. Any subsequent changes to those figures are set out in section 3 of this report.

Unadjusted misstatements

Management has assessed the misstatements in the table below as not being material, individually or in aggregate, to the financial statements and does not plan to adjust. We only report to you unadjusted misstatements that are either material by nature or which exceed our reporting threshold.

Details of adjustment	Fund Account		Net Asset Statement	
	Dr (£'000)	Cr (£'000)	Dr (£'000)	Cr (£'000)
Dr: Profit and losses on disposal and changes in value of investments Cr: Investment assets Our testing of investment purchases recorded in Note 14a to the financial statements found that purchases were overstated by £901k when compared to purchase information obtained directly from fund managers. To comply with our audit approach, we extrapolated the error over the remaining untested population to estimate the impact on the balance. The extrapolated error is a misclassification of purchases of £5,893k.	5,893			5,893
Dr: Profit and losses on disposal and changes in value of investments Cr: Investment assets Our testing of investment sales recorded in Note 14a to the financial statements found that sales were understated by £1,931k when compared to sales information obtained directly from fund managers. The error occurred in the material samples for the pooled investments testing and as such was not extrapolated.	1,931			1,931
Aggregate effect of unadjusted misstatements	7,824	7,824		

We will obtain written representations confirming that, after considering the unadjusted misstatements, both individually and in aggregate, in the context of the financial statements taken as a whole, no adjustments are required.

Summary of misstatements

Adjusted misstatements

The misstatements in the table below have been adjusted by management. We report all individual misstatements above our reporting threshold that we identify during our audit and which management had adjusted and any other misstatements we believe Audit Committee should be made aware of.

Details of adjustment	Fund Account		Net Asset Statement	
	Dr (£'000)	Cr (£'000)	Dr (£'000)	Cr (£'000)
Dr: Investment assets – private equity Cr: Profit and losses on disposal and changes in value of investments Our testing of investments within level 3 of the fair value hierarchy found these assets to be understated by £15,382k. As part of our testing we obtain direct confirmations from fund managers, these direct confirmations included a higher value for the investments than the value determined by the custodian.		15,382	15,382	
Aggregate effect of adjusted misstatements		15,382	15,382	

Summary of misstatements

Adjusted disclosure misstatements

We identified the following disclosure misstatements during our audit that have been corrected by management:

- **Fund Account** – the names of the lines in the Fund Account have been updated to ensure compliance with the Code.
- **Note 5 Sources of Estimation Uncertainty** – the disclosure has been updated to include the valuation of level 3 investments as a major source of estimation uncertainty to reflect the unobservable nature of the valuation inputs.
- **Note 16a Fair Value Hierarchy** – our audit work identified that an asset with a value of £161m had been incorrectly classified as falling within level 1 of the fair value hierarchy. While pricing data for the investment is available it is not actively traded on a stock exchange. To be classified within level 1 of the fair value hierarchy prices must be quoted and the asset must be actively traded. The asset has been moved to the level 2 column within the disclosure note. The same investment asset was also recorded in level 1 of the hierarchy in 2022/23, the value being £35,243k, as this is material the pension funds statements the prior year comparator has also been restated.
- **Note 18c Liquidity risk** – the value of illiquid assets recorded in the financial statements had not been updated from the previous financial year. The value of illiquid assets in the disclosure has increased to £553m from £377m.
- **Note 23 Additional Voluntary Contributions (AVC's)** – The values for inclusion in the disclosure were delayed in coming from Prudential, therefore the draft accounts included a nil entry. The information is now available therefore the disclosure has been updated to include the market value of AVCs.
- **Note 25 Related Party Transactions** – the disclosure has been updated to ensure compliance with the Code. Employers have now been disclosed as a related party, details of members of the Audit Committee and the Pension Fund Committee has been added, and the value of payments to key management personnel has been disclosed.

In addition to the above, we identified a small number of minor presentational issues during the audit of the financial statements, and these have been amended by management.

Unadjusted disclosure misstatements

- **Note 14a Investment Purchases** – Our testing of investment purchases recorded in Note 14a to the financial statements found that purchases were overstated by £901k when compared to purchase information obtained directly from fund managers. To comply with our audit approach, we extrapolated the error over the remaining untested population to estimate the impact on the balance. The extrapolated error is a misclassification of purchases of £5,893k. This misstatement is recorded on page 21 of this report as an unadjusted misstatements to reflect the impact it has on Profit and losses on disposal and changes in value of investments in the Fund Account.
- **Note 14a Investment Sales** - Our testing of investment sales recorded in Note 14a to the financial statements found that sales were understated by £1,931k when compared to sales information obtained directly from fund managers. The error occurred in the material samples for the pooled investments testing and as such was not extrapolated. This misstatement is recorded on page 21 of this report as an unadjusted misstatements to reflect the impact it has on Profit and losses on disposal and changes in value of investments in the Fund Account.
- **Note 18a Interest rate risk** – the value of pooled investments is understated within the disclosure. The value should be £1,155,724k, a misstatement of £20, 631k.

We will obtain written representations confirming that, after considering the unadjusted disclosure misstatements, both individually and in aggregate, in the context of the annual report and financial statements taken as a whole, no adjustments are required.

Summary of misstatements

As part of our first-year audit work we performed procedures in relation to the opening balances in the pension funds 2023/24 financial statements. We have included details below of the unadjusted misstatement that we identified because of this work.

Unadjusted misstatements – identified in respect of opening balances

Management has assessed the misstatements in the table below as not being material, individually or in aggregate, to the financial statements and does not plan to adjust. We only report to you unadjusted misstatements that are either material by nature or which exceed our reporting threshold.

Details of adjustment	Fund Account		Net Asset Statement	
	Dr (£'000)	Cr (£'000)	Dr (£'000)	Cr (£'000)
Dr: Investment assets – pooled investments			15,950	
Cr: Investment assets – pooled property investments				1,967
Cr: Profit and losses on disposal and changes in value of investments		13,983		
Our testing of the opening balances on investment assets identified that pooled investments were understated by £15,950k and pooled property investments were overstated by £1,967k.. As part of our testing we obtain direct confirmations from fund managers, these direct confirmations included a higher value for the investments than the value determined by the custodian.				
Aggregate effect of unadjusted misstatements		13,983	15,950	1,967

Appendices

- A: Draft management representation letter
- B: Draft audit report
- C: Draft consistency report
- D: Confirmation of our independence
- E: Other communications

Appendix A: Draft management representation letter

Dear Mark

North Yorkshire Pension Fund - Audit for Year Ended 31 March 2024

This representation letter is provided in connection with your audit of the financial statements of North Yorkshire Pension Fund (the "Pension Fund") for the year ended 31 March 2024 for the purpose of expressing an opinion as to whether the financial statements give a true and fair view in accordance with the CIPFA/LASAAC Code of Practice on Local Authority Accounting in the United Kingdom 2023/24 (the Code), and applicable law.

I confirm that the following representations are made on the basis of enquiries of management and staff with relevant knowledge and experience (and, where appropriate, inspection of supporting documentation) sufficient to satisfy ourselves that I can properly make each of the following representations to you.

My responsibility for the financial statements and accounting information

I believe that I have fulfilled my responsibilities for the true and fair presentation and preparation of the financial statements in accordance with the Code, as amended by the Code and applicable law.

My responsibility to provide and disclose relevant information

I have provided you with:

- access to all information of which I am aware that is relevant to the preparation of the financial statements such as records, documentation and other material;
- additional information that you have requested from us for the purpose of the audit; and
- unrestricted access to individuals within the Pension Fund you determined it was necessary to contact in order to obtain audit evidence.

I confirm as Corporate Director of Resources that I have taken all the necessary steps to make me aware of any relevant audit information and to establish that you, as auditors, are aware of this information.

As far as I am aware there is no relevant audit information of which you, as auditors, are unaware.

Accounting records

I confirm that all transactions that have a material effect on the financial statements have been recorded in the accounting records and are reflected in the financial statements. All other records and related information, including minutes of all Pension Fund and committee meetings, have been made available to you.

Accounting policies

I confirm that I have reviewed the accounting policies applied during the year in accordance with International Accounting Standard 8 and consider these policies to faithfully represent the effects of transactions, other events or conditions on the Pension Fund's financial position, financial performance and cash flows.

Accounting estimates, including those measured at current and fair value

I confirm that the methods, significant assumptions and the data used by the Pension Fund in making the accounting estimates, including those measured at current and fair value, are appropriate to achieve recognition, measurement or disclosure that is in accordance with the applicable financial reporting framework.

Contingencies

There are no material contingent losses including pending or potential litigation that should be accrued where:

- information presently available indicates that it is probable that an asset has been impaired or a liability had been incurred at the balance sheet date; and
- the amount of the loss can be reasonably estimated.

There are no material contingent losses that should be disclosed where, although either or both the conditions specified above are not met, there is a reasonable possibility that a loss, or a loss greater than that accrued, may have been incurred at the balance sheet date.

There are no contingent gains which should be disclosed.

All material matters, including unasserted claims, that may result in litigation against the Pension Fund have been brought to your attention. All known actual or possible litigation and claims whose effects should be considered when preparing the financial statements have been disclosed to you and accounted for and disclosed in accordance with the Code, as amended by the Code and applicable law.

Laws and regulations

I confirm that I have disclosed to you all those events of which I am aware which involve known or suspected non-compliance with laws and regulations, together with the actual or contingent consequences which may arise therefrom.

The Pension Fund has complied with all aspects of contractual agreements that would have a material effect on the accounts in the event of non-compliance.

Appendix A: Draft management representation letter

Fraud and error

I acknowledge my responsibility as Corporate Director of Resources for the design, implementation and maintenance of internal control to prevent and detect fraud and error and I believe I have appropriately fulfilled those responsibilities.

I have disclosed to you:

- all the results of my assessment of the risk that the financial statements may be materially misstated as a result of fraud;
- all knowledge of fraud or suspected fraud affecting the Pension Fund involving:
 - management and those charged with governance;
 - employees who have significant roles in internal control; and
 - others where fraud could have a material effect on the financial statements.

I have disclosed to you all information in relation to any allegations of fraud, or suspected fraud, affecting the Pension Fund's financial statements communicated by employees, former employees, analysts, regulators or others.

Related party transactions

I confirm that all related party relationships, transactions and balances, have been appropriately accounted for and disclosed in accordance with the requirements of the Code, as amended by the Code and applicable law.

I have disclosed to you the identity of the Pension Fund's related parties and all related party relationships and transactions of which I am aware.

Charges on assets

All the Pension Fund's assets are free from any charges exercisable by third parties except as disclosed within the financial statements.

Future commitments

The Pension Fund has no plans, intentions or commitments that may materially affect the carrying value or classification of assets and liabilities or give rise to additional liabilities.

Subsequent events

I confirm all events subsequent to the date of the financial statements and for which the Code, as amended by the Code and applicable law, require adjustment or disclosure have been adjusted or disclosed.

Should further material events occur after the date of this letter which may necessitate revision of the figures included in the financial statements or inclusion of a note thereto, I will advise you accordingly.

Impacts of Russian Forces entering Ukraine

I confirm that I have carried out an assessment of the potential impact of Russian Forces entering Ukraine on the Pension Fund, including the impact of mitigation measures and uncertainties, and are satisfied that the financial statements and supporting notes fairly reflect that assessment.

Covid-19

I confirm that I have carried out an assessment of the potential impact of the Covid-19 Virus pandemic on the business, including the impact of mitigation measures and uncertainties, and are satisfied that the financial statements and supporting notes fairly reflect that assessment.

Brexit

I confirm that I have carried out an assessment of the impact of the United Kingdom leaving the European Union, including the impact of the Trade and Cooperation Agreement, and are satisfied that the financial statements and supporting notes fairly reflect that assessment.

Going concern

To the best of my knowledge there is nothing to indicate that the Pension Fund will not continue as a going concern in the foreseeable future. The period to which I have paid particular attention in assessing the appropriateness of the going concern basis is not less than twelve months from the date of approval of the accounts.

Unadjusted misstatements

We confirm that the effects of the uncorrected misstatements are immaterial, both individually and in aggregate, to the financial statements as a whole. A list of the uncorrected misstatements is attached to this letter as an Appendix.

Yours faithfully

Corporate Director of Resources

Appendix B: Draft audit report

Independent auditor's report to the Members of North Yorkshire Council

Report on the audit of the financial statements

Opinion on the financial statements of North Yorkshire Pension Fund

We have audited the financial statements of North Yorkshire Pension Fund ('the Pension Fund') for the year ended 31 March 2024, which comprise the Fund Account for the year ended 31st March 2024, the Net Assets Statement, and notes to the financial statements, including a summary of material accounting policy information. The financial reporting framework that has been applied in their preparation is applicable law and the CIPFA/LASAAC Code of Practice on Local Authority Accounting in the United Kingdom 2023/24.

In our opinion the financial statements:

- give a true and fair view of the financial transactions of the Pension Fund during the year ended 31 March 2024, and the amount and disposition of the Pension Fund's assets and liabilities as at 31 March 2024; and
- have been properly prepared in accordance with the CIPFA/LASAAC Code of Practice on Local Authority Accounting in the United Kingdom 2023/24.

Basis for opinion

We conducted our audit in accordance with International Standards on Auditing (UK) (ISAs (UK)) and applicable law. Our responsibilities under those standards are further described in the Auditor's responsibilities section of our report. We are independent of the Council, as administering authority for the Pension Fund, in accordance with the ethical requirements that are relevant to our audit of the financial statements in the UK, including the FRC's Ethical Standard, and we have fulfilled our other ethical responsibilities in accordance with these requirements. We believe that the audit evidence we have obtained is sufficient and appropriate to provide a basis for our opinion.

Conclusions relating to going concern

In auditing the financial statements, we have concluded that the use of the going concern basis of accounting by the Corporate Director - Resources in the preparation of the financial statements is appropriate.

Based on the work we have performed, and taking into account the requirements of the CIPFA/LASAAC Code of Practice on Local Authority Accounting in the United Kingdom 2023/24 we have not identified any material uncertainties relating to events or conditions that, individually or collectively, may cast significant doubt on the Pension Fund's ability to continue as a going concern for a period of at least twelve months from when the financial statements are authorised for issue.

Our responsibilities and the responsibilities of the Corporate Director - Resources with respect to going concern are described in the relevant sections of this report.

Other information

The other information comprises the Annual Governance Statement and information included in the Statement of Accounts, other than the financial statements and our auditor's report thereon. The Corporate Director - Resources is responsible for the other information. Our opinion on the financial statements does not cover the other information and, except to the extent otherwise explicitly stated in our report, we do not express any form of assurance conclusion thereon.

In connection with our audit of the financial statements, our responsibility is to read the other information and, in doing so, consider whether the other information is materially inconsistent with the financial statements, or our knowledge obtained in the audit or otherwise appears to be materially misstated. If we identify such material inconsistencies or apparent material misstatements, we are required to determine whether there is a material misstatement in the financial statements or a material misstatement of the other information. If, based on the work we have performed, we conclude that there is a material misstatement of this other information, we are required to report that fact.

We have nothing to report in this regard.

Responsibilities of the Corporate Director - Resources for the financial statements

As explained more fully in the Statement of the Corporate Director - Resources' Responsibilities, the Corporate Director - Resources is responsible for the preparation of the Statement of Accounts, which includes the Pension Fund's financial statements, in accordance with proper practices as set out in the CIPFA/LASAAC Code of Practice on Local Authority Accounting in the United Kingdom 2023/24, and for being satisfied that they give a true and fair view. The Corporate Director - Resources is also responsible for such internal control as the Corporate Director - Resources determines is necessary to enable the preparation of financial statements that are free from material misstatement, whether due to fraud or error.

Appendix B: Draft audit report

The Corporate Director - Resources is required to comply with the CIPFA/LASAAC Code of Practice on Local Authority Accounting in the United Kingdom 2023/24 and prepare the financial statements on a going concern basis, unless the Council is informed of the intention for dissolution of the Pension Fund without transfer of services or function to another entity. The Corporate Director - Resources is responsible for assessing each year whether or not it is appropriate for the Pension Fund to prepare its accounts on the going concern basis and disclosing, as applicable, matters related to going concern.

Auditor's responsibilities for the audit of the financial statements

Our objectives are to obtain reasonable assurance about whether the Pension Fund's financial statements as a whole are free from material misstatement, whether due to fraud or error, and to issue an auditor's report that includes our opinion. Reasonable assurance is a high level of assurance but is not a guarantee that an audit conducted in accordance with ISAs (UK) will always detect a material misstatement when it exists. Misstatements can arise from fraud or error and are considered material if, individually or in the aggregate, they could reasonably be expected to influence the economic decisions of users taken on the basis of these financial statements.

The extent to which our procedures are capable of detecting irregularities, including fraud is detailed below.

Irregularities, including fraud, are instances of non-compliance with laws and regulations. We design procedures in line with our responsibilities, outlined above, to detect material misstatements in respect of irregularities, including fraud. Based on our understanding of the Pension Fund, we identified that the principal risks of non-compliance with laws and regulations related to the Public Service Pensions Act 2013, the Local Government Pension Scheme Regulations 2013 (as amended) and the Local Government Pension Scheme (Management and Investment of Funds) Regulations 2016, and we considered the extent to which non-compliance might have a material effect on the financial statements.

To help us identify instances of non-compliance with these laws and regulations, and in identifying and assessing the risks of material misstatement in respect to non-compliance, our procedures included, but were not limited to:

- inquiring with management and the Audit Committee, as to whether the Pension Fund is in compliance with laws and regulations, and discussing their policies and procedures regarding compliance with laws and regulations;

- communicating identified laws and regulations throughout our engagement team and remaining alert to any indications of non-compliance throughout our audit; and
- considering the risk of acts by the Pension Fund which were contrary to applicable laws and regulations, including fraud.

We evaluated the Corporate Director - Resources' incentives and opportunities for fraudulent manipulation of the financial statements (including the risk of override of controls) and determined that the principal risks were related to posting manual journal entries to manipulate financial performance, management bias through judgements and assumptions in significant accounting estimates, and significant one-off or unusual transactions.

Our audit procedures in relation to fraud included but were not limited to:

- making enquiries of management and the Audit Committee on whether they had knowledge of any actual, suspected or alleged fraud;
- gaining an understanding of the internal controls established to mitigate risks related to fraud;
- discussing amongst the engagement team the risks of fraud; and
- addressing the risks of fraud through management override of controls by performing journal entry testing, testing of accounting estimates and testing any unusual transactions.

There are inherent limitations in the audit procedures described above and the primary responsibility for the prevention and detection of irregularities including fraud rests with management and the Audit Committee. As with any audit, there remained a risk of non-detection of irregularities, as these may involve collusion, forgery, intentional omissions, misrepresentations or the override of internal controls.

We are also required to conclude on whether the Corporate Director - Resources use of the going concern basis of accounting in the preparation of the financial statements is appropriate. We performed our work in accordance with Practice Note 10: Audit of financial statements and regularity of public sector bodies in the United Kingdom, and Supplementary Guidance Note 01, issued by the National Audit Office in November 2024.

A further description of our responsibilities for the audit of the financial statements is located on the Financial Reporting Council's website at www.frc.org.uk/auditorsresponsibilities. This description forms part of our auditor's report.

Appendix B: Draft audit report

Use of the audit report

This report is made solely to the Members of North Yorkshire Council, as a body and as administering authority for the North Yorkshire Pension Fund, in accordance with part 5 of the Local Audit and Accountability Act 2014 and as set out in paragraph 44 of the Statement of Responsibilities of Auditors and Audited Bodies published by Public Sector Audit Appointments Limited. Our audit work has been undertaken so that we might state to the Members of the Council those matters we are required to state to them in an auditor's report and for no other purpose. To the fullest extent permitted by law, we do not accept or assume responsibility to anyone other than the Members of the Council, as a body, for our audit work, for this report, or for the opinions we have formed.

Mark Kirkham, Partner
For and on behalf of Forvis Mazars LLP

Forvis Mazars
5th Floor, 3 Wellington Place
Leeds
LS1 4AP
[Date]

Appendix C: Draft consistency report

Independent auditor's statement to the Members of North Yorkshire Council on the pension fund financial statements included within the North Yorkshire Pension Fund annual report

Report on the financial statements

We have examined the Pension Fund financial statements for the year ended 31 March 2024 included within the North Yorkshire Pension Fund annual report, which comprise the Fund Account, the Net Assets Statement and the notes to the financial statements, including material accounting policy information.

Opinion

In our opinion, the Pension Fund financial statements are consistent with the audited financial statements of North Yorkshire Council for the year ended 31 March 2024 and comply with applicable law and the CIPFA/LASAAC Code of Practice on Local Authority Accounting in the United Kingdom 2023/24.

Respective responsibilities of the Corporate Director of Resources and the auditor

As explained more fully in the Statement of the Corporate Director of Resources Responsibilities, the Corporate Director of Resources is responsible for the preparation of the Pension Fund's financial statements in accordance with applicable United Kingdom law.

Our responsibility is to report to the Members of North Yorkshire Council as a body, whether the Pension Fund financial statements within the Pension Fund annual report are consistent with the financial statements of North Yorkshire Council.

We conducted our work in accordance with Auditor Guidance Note 07 – Auditor Reporting, issued by the National Audit Office. Our report on the Pension Fund financial statements contained within the audited financial statements of North Yorkshire Council describes the basis of our opinions on the financial statements.

Use of this auditor's statement

This report is made solely to the Members of North Yorkshire Council, as a body and as administering authority for the North Yorkshire Pension Fund, in accordance with Part 5 paragraph 20(5) of the Local Audit and Accountability Act 2014. Our work has been undertaken so that we might state to the Members of North Yorkshire Council those matters we are required to state to them and for no other purpose. To the fullest extent permitted by law, we do not accept or assume responsibility to anyone other than North Yorkshire Council and North Yorkshire Council's Members as a body, for our audit work, for this statement, or for the opinions we have formed.

[Signature]

Mark Kirkham, Partner
For and on behalf of Forvis Mazars LLP

Forvis Mazars
5th Floor, 3 Wellington Place
Leeds
LS1 4AP

[Date]

Appendix C: Confirmation of our independence

As part of our ongoing risk assessment we monitor our relationships with you to identify any new actual or perceived threats to our independence within the regulatory or professional requirements governing us as your auditors.

We can confirm that no new threats to independence have been identified since issuing the Audit Strategy Memorandum and therefore we remain independent.

Appendix D: Other communications

Other communication	Response
Compliance with Laws and Regulations	<p>We have not identified any significant matters involving actual or suspected non-compliance with laws and regulations.</p> <p>We will obtain written representations from management that all known instances of non-compliance or suspected non-compliance with laws and regulations whose effects should be considered when preparing financial statements have been disclosed.</p>
External confirmations	<p>We have experienced delays in the receipt of third-party confirmations in respect of level 2 and level 3 investments.</p>
Related parties Page 87	<p>We did not identify any significant matters relating to the audit of related parties.</p> <p>We will obtain written representations from management confirming that:</p> <ol style="list-style-type: none"> a. they have disclosed to us the identity of related parties and all the related party relationships and transactions of which they are aware; and b. they have appropriately accounted for and disclosed such relationships and transactions in accordance with the requirements of the applicable financial reporting framework.
Going Concern	<p>We have not identified any evidence to cause us to disagree with Corporate Director of Resources that the North Yorkshire Pension Fund will be a going concern, and therefore we consider that the use of the going concern assumption is appropriate in the preparation of the financial statements..</p> <p>We will obtain written representations from management, confirming that all relevant information covering a period of at least 12 months from the date of approval of the financial statements has been taken into account in assessing the appropriateness of the going concern basis of preparation of the financial statements.</p>

Appendix D: Other communications

Other communication	Response
<p>Subsequent events</p>	<p>We are required to obtain evidence about whether events occurring between the date of the financial statements and the date of the auditor’s report that require adjustment of, or disclosure in, the financial statements are appropriately reflected in those financial statements in accordance with the applicable financial reporting framework.</p> <p>We will obtain written representations from management that all events occurring subsequent to the date of the financial statements and for which the applicable financial reporting framework requires adjustment or disclosure have been adjusted or disclosed.</p>
<p>Partners related fraud</p>	<p>We have designed our audit approach to obtain reasonable assurance whether the financial statements as a whole are free from material misstatement due to fraud. In addition to the work performed by us, we will obtain written representations from management, and where appropriate Audit Committee, confirming that</p> <ul style="list-style-type: none"> a) they acknowledge their responsibility for the design, implementation and maintenance of internal control to prevent and detect fraud; b) they have disclosed to the auditor the results of management’s assessment of the risk that the financial statements may be materially misstated as a result of fraud; c) they have disclosed to the auditor their knowledge of fraud or suspected fraud affecting the entity involving: <ul style="list-style-type: none"> i. management; ii. employees who have significant roles in internal control; or iii. others where the fraud could have a material effect on the financial statements; and d) they have disclosed to the auditor their knowledge of any allegations of fraud, or suspected fraud, affecting the entity’s financial statements communicated by employees, former employees, analysts, regulators or others.

Page 88
 matters related
 fraud

Contact

Forvis Mazars

Mark Kirkham

Partner

Tel: +44 (0)7747 764 529

Mark.Kirkham@mazars.com

Page 89

Forvis Mazars LLP is the UK firm of Forvis Mazars Global, a leading global professional services network. Forvis Mazars LLP is a limited liability partnership registered in England and Wales with registered number OC308299 and with its registered office at 30 Old Bailey, London, EC4M 7AU. Registered to carry on audit work in the UK by the Institute of Chartered Accountants in England and Wales. Details about our audit registration can be viewed at www.auditregister.org.uk under reference number C001139861. VAT number: GB 839 8356 73

© Forvis Mazars 2024. All rights reserved.

This page is intentionally left blank

North Yorkshire Council

Audit Committee

24 February 2025

Statement of Final Accounts 2023/24 – NYC and NYPF

Report of the Corporate Director Resources

1.0 PURPOSE OF REPORT
1.1 To approve the Letter of Representation 2023/24 to be submitted to the External Auditor for North Yorkshire Council.
1.2 To approve the Statement of Final Accounts and Annual Governance Statement 2023/24 for North Yorkshire Council.

2.0 SUMMARY

2.1. This report provides an update on the audit, certification and publication of the final audited Statement of Accounts (SOFA) for North Yorkshire Council and the North Yorkshire Pension Fund following completion of the audit of the accounts for 2023/24.

3.0 BACKGROUND

3.1. On 31 July 2024 the Government confirmed their approach to tackling the audit backlog for local government. Following consultation, they confirmed the following backstop dates:

- Financial years up-to-and-including 2022/23: 13 December 2024
- Financial year 2023/24: 28 February 2025
- Financial year 2024/25: 27 February 2026
- Financial year 2025/26: 31 January 2027
- Financial year 2026/27: 30 November 2027
- Financial year 2027/28: 30 November 2028

3.2 Where auditors have been unable to complete audits, they have issued a 'disclaimed' or 'modified' audit opinion. The Government acknowledge that auditors are likely to issue hundreds of 'disclaimed' audit opinions and disclaimed opinions will likely continue for some bodies for a number of years.

3.3 The Government have stated that while there will be modified and disclaimed opinions, auditors' other statutory duties – including to report on Value for Money (VfM) arrangements, and, if necessary, to exercise their power to make statutory recommendations and issue Public Interest Reports – remain a high priority.

3.4 The Government have also stated that local bodies should not be unfairly judged based on disclaimed or modified opinions, caused by the introduction of backstop dates that are largely beyond their control & that auditors are expected to provide clear reasons for the issuing of such opinions to mitigate the potential reputational risk that authorities may face.

4.0 NYC & NYPF ACCOUNTS 2023/24

- 4.1 The draft SOFA for 2023/24 incorporating the accounts of the North Yorkshire Pension Fund were considered by this Committee on 23 September 2024.
- 4.2 The audit, certification and publication of outstanding final audited SOFAs for all legacy Councils following completion of audits for all years up to 2022/23 were finalised in December 2024.
- 4.3 Forvis Mazars have been working with officers on the audit of the North Yorkshire Council 2023/24 SOFA from summer 2024 alongside the audit of the legacy council accounts. While the audit of the North Yorkshire Pension Fund accounts have been completed and significant work has been progressed on the North Yorkshire Council accounts, Forvis Mazars have advised that they have not concluded sufficient work to confirm a final audit opinion and that they will be issuing a disclaimed audit opinion on the Council's 2023/24 accounts.

Letter of Representation

- 4.2 The External Auditor requires a written representation from the Council's management as an acknowledgement of its responsibility for the fair presentation of the SOFA and as audit evidence on matters material to the financial statements. The management Letter of Representation is attached as **Appendix A**. Members are asked to consider and approve the letter and authorise the Chairman and Corporate Director Resources to sign the letter on their behalf. The Letter will then be submitted to the External Auditor once signed.

Annual Governance Statement

- 4.3 The Annual Governance Statement (AGS), which is incorporated in the Statement of Accounts, is an annual report which assesses the effectiveness of the governance processes which have been put in place within the Council. The Audit Committee considered a draft AGS at its meeting on 23 September 2024 and some minor changes have subsequently been actioned along with completion of sections 7 & 8 following a further review by officers. The Audit Committee is therefore requested to formally approve the AGS 2023/24.

Statement of Accounts

- 4.4 The audited final SOFA is attached as **Appendix C**. A number of changes have been made to the SOFA since it was considered by this Committee on 23 September 2024. These changes are explained in detail in **Appendix B** attached and arise from:
- i) changes agreed with the External Auditor during their audit of the accounts;
 - ii) internally initiated refinements together with those resulting from comments and questions by Members of this Committee and the Corporate Governance Working Group;
 - iii) inclusion of the External Auditor's certificate which was not included in the draft SOFA (the audit certificate is currently awaiting finalisation from Mazars and confirmation will follow).
- 4.5 Members are therefore asked to approve the Final SOFA for 2023/24 subject to any further audit changes in relation to the audit certificate and authorise the Chairman and Corporate Director Resources to sign the accounts on behalf of the Audit Committee.

5.0 Corporate Governance Working Group

5.1 The Corporate Governance Working Group will meet on Monday 17 February to consider the North Yorkshire Council SOFA, AGS and Audit Report. An update from the Working Group will follow this report.

6.0 ALTERNATIVE OPTIONS CONSIDERED

6.1 No alternative options were considered.

7.0 FINANCIAL IMPLICATIONS

7.1 There are no specific financial implications.

8.0 LEGAL IMPLICATIONS

8.1 There are no specific legal implications.

9.0 EQUALITIES IMPLICATIONS

9.1 There are no equalities implications.

10.0 CLIMATE CHANGE IMPLICATIONS

11.1 There are no climate change implications.

12.0 REASONS FOR RECOMMENDATIONS

12.1 Member approval is required to sign off the audited SOFA in order to fulfil the obligations of those charged with the council's governance (i.e. the Audit Committee).

13.0 RECOMMENDATIONS

13.1 That Members authorise the Chairman to sign the Letter of Representation as set out in **paragraph 4.2 and Appendix A** on behalf of the Audit Committee.

13.2 That in relation to NYC's Statement of Final Accounts (SOFA) 2023/24:

- (i) Members note the changes to the Final SOFA as set out in **paragraph 4.4 and Appendix B**
- (ii) Members approve the Final SOFA for 2023/24 (**paragraph 4.5**); and
- (iii) Subject to no further material changes arising from the audit, delegate authority to the Chairman and Corporate Director Resources to sign the Statement of Responsibilities for the Statement of Accounts as attached at **Appendix C**

APPENDICES:

Appendix A – Management Letter of Representation

Appendix B – Changes to the NYC 2023/24 Statement of Accounts since September 2024 Audit Committee

Appendix C – NYC Statement of Accounts 2023/24

BACKGROUND DOCUMENTS:

CIPFA Code of Practice on Local Authority Accounting in the United Kingdom 2023/24

Gary Fielding
Corporate Director – Resources
County Hall
Northallerton
February 2025

Report Author – John Raine Head of Corporate and Technical Finance

Note: Members are invited to contact the author in advance of the meeting with any detailed questions.



Forvis Mazars
5th Floor
3 Wellington Place
Leeds
LS1 4AP

14 February 2025

Dear Mark,

North Yorkshire Council - Audit for Year Ended 31 March 2024

This representation letter is provided in connection with your audit of the financial statements of North Yorkshire Council the Council for the year ended 31 March 2024. I note that you intend to intend to issue a disclaimer of opinion in respect of your audit. I understand I am still required to provide the representations set out in this letter so you can complete your audit in accordance with relevant auditing standards.

I confirm that the following representations are made on the basis of enquiries of management and staff with relevant knowledge and experience (and, where appropriate, inspection of supporting documentation) sufficient to satisfy ourselves that I can properly make each of the following representations to you.

My responsibility for the financial statements and accounting information

I believe that I have fulfilled my responsibilities for the true and fair presentation and preparation of the financial statements in accordance with the Code, as amended by the Code and applicable law.

My responsibility to provide and disclose relevant information

I have provided you with:

- access to all information of which I am aware that is relevant to the preparation of the financial statements such as records, documentation and other material;
- additional information that you have requested from us for the purpose of the audit; and
- unrestricted access to individuals within the Council you determined it was necessary to contact in order to obtain audit evidence.

I confirm as s151 officer that I have taken all the necessary steps to make me aware of any relevant audit information and to establish that you, as auditors, are aware of this information.

As far as I am aware there is no relevant audit information of which you, as auditors, are unaware.

Accounting records

I confirm that all transactions that have a material effect on the financial statements have been recorded in the accounting records and are reflected in the financial statements. All other records and related information, including minutes of all Council and committee meetings, have been made available to you.

Accounting policies

I confirm that I have reviewed the accounting policies applied during the year in accordance with International Accounting Standard 8 and consider these policies to faithfully represent the effects of transactions, other events or conditions on the Council's financial position, financial performance and cash flows.

Accounting estimates, including those measured at current or fair value

I confirm that the methods, significant assumptions and the data used by the Council and Group in making the accounting estimates, including those measured at current and/or fair value, are appropriate to achieve recognition, measurement or disclosure that is in accordance with the applicable financial reporting framework.

Contingencies

There are no material contingent losses including pending or potential litigation that should be accrued where:

- information presently available indicates that it is probable that an asset has been impaired or a liability had been incurred at the balance sheet date; and
- the amount of the loss can be reasonably estimated.

There are no material contingent losses that should be disclosed where, although either or both the conditions specified above are not met, there is a reasonable possibility that a loss, or a loss greater than that accrued, may have been incurred at the balance sheet date.

There are no contingent gains which should be disclosed.

All material matters, including unasserted claims, that may result in litigation against the Council and Group have been brought to your attention. All known actual or possible litigation and claims whose effects should be considered when preparing the financial statements have been disclosed to you and accounted for and disclosed in accordance with the Code, as amended by the Code and applicable law.

Laws and regulations

I confirm that I have disclosed to you all those events of which I am aware which involve known or suspected non-compliance with laws and regulations, together with the actual or contingent consequences which may arise therefrom.

The Council and Group has complied with all aspects of contractual agreements that would have a material effect on the accounts in the event of non-compliance.

Fraud and error

I acknowledge my responsibility as s151 Officer for the design, implementation and maintenance of internal control to prevent and detect fraud and error and I believe I have appropriately fulfilled those responsibilities.

I have disclosed to you:

- all the results of my assessment of the risk that the financial statements may be materially misstated as a result of fraud;
- all knowledge of fraud or suspected fraud affecting the Council and Group involving:
 - management and those charged with governance;
 - employees who have significant roles in internal control; and
 - others where fraud could have a material effect on the financial statements.

I have disclosed to you all information in relation to any allegations of fraud, or suspected fraud, affecting the Council and Group's financial statements communicated by employees, former employees, analysts, regulators or others.

Related party transactions

I confirm that all related party relationships, transactions and balances, have been appropriately accounted for and disclosed in accordance with the requirements of the Code, as amended by the Code and applicable law.

I have disclosed to you the identity of the Council and Group's related parties and all related party relationships and transactions of which I am aware.

Impairment review

To the best of my knowledge, there is nothing to indicate that there is a permanent reduction in the recoverable amount of the property, plant and equipment and intangible assets below their carrying value at the balance sheet date. An impairment review is therefore not considered necessary.

Charges on assets

All the Council and Group's assets are free from any charges exercisable by third parties except as disclosed within the financial statements.

Future commitments

The Council and Group has no plans, intentions or commitments that may materially affect the carrying value or classification of assets and liabilities or give rise to additional liabilities.

Service Concession Arrangements

I am not aware of any material contract variations, payment deductions or additional service charges in 2023/24 in relation to the Council and Group's service concession arrangements that you have not been made aware of.

Subsequent events

I confirm all events subsequent to the date of the financial statements and for which the Code, as amended by the Code and applicable law, require adjustment or disclosure have been adjusted or disclosed.

Should further material events occur after the date of this letter which may necessitate revision of the figures included in the financial statements or inclusion of a note thereto, I will advise you accordingly.

Impacts of Russian Forces entering Ukraine

I confirm that I have carried out an assessment of the potential impact of Russian Forces entering Ukraine on the Authority, including the impact of mitigation measures and uncertainties, and that the financial statements fairly reflects that assessment.

Covid-19

I confirm that I have carried out an assessment of the potential impact of the Covid-19 Virus pandemic on the business, including the impact of mitigation measures and uncertainties, and that the financial statements fairly reflects that assessment.

Brexit

I confirm that I have carried out an assessment of the impact of the United Kingdom leaving the European Union, including the impact of the Trade and Cooperation Agreement, and that the financial statements fairly reflects that assessment.

Going concern

To the best of my knowledge there is nothing to indicate that the Council and Group will not continue as a going concern in the foreseeable future. The period to which I have paid particular attention in assessing the appropriateness of the going concern basis is not less than twelve months from the date of approval of the accounts.

Annual Governance Statement

I am satisfied that the Annual Governance Statement (AGS) fairly reflects the Council and Group's risk assurance and governance framework and I confirm that I am not aware of any significant risks that are not disclosed within the AGS.

Narrative Report

The disclosures within the Narrative Report fairly reflect my understanding of the Council and Group's financial and operating performance over the period covered by the financial statements.

Unadjusted misstatements

We confirm that the effects of the uncorrected misstatements are immaterial, both individually and in aggregate, to the financial statements as a whole. A list of the uncorrected misstatements is attached to this letter as an Appendix. Please make sure the appendix is attached to the letter and not cross-referenced to the appendix in the ACR.

Arrangements to achieve economy, effectiveness and efficiency in Use of Resources (Value for Money arrangements)

I confirm that I have disclosed to you all findings and correspondence from regulators for previous and ongoing inspections of which I am aware. In addition, I have disclosed to you any other information that would be considered relevant to your work on value for money arrangements.

Yours faithfully,

Gary Fielding
Corporate Director of Resources
S151 officer

Appendix

Schedule of unadjusted misstatements

Forvis Mazars
5th Floor
3 Wellington Place
Leeds
LS1 4AP

14 February 2025

Dear Mark

North Yorkshire Pension Fund - Audit for Year Ended 31 March 2024

This representation letter is provided in connection with your audit of the financial statements of North Yorkshire Pension Fund (the "Pension Fund") for the year ended 31 March 2024 for the purpose of expressing an opinion as to whether the financial statements give a true and fair view in accordance with the CIPFA/LASAAC Code of Practice on Local Authority Accounting in the United Kingdom 2023/24 (the Code), and applicable law.

I confirm that the following representations are made on the basis of enquiries of management and staff with relevant knowledge and experience (and, where appropriate, inspection of supporting documentation) sufficient to satisfy ourselves that I can properly make each of the following representations to you.

My responsibility for the financial statements and accounting information

I believe that I have fulfilled my responsibilities for the true and fair presentation and preparation of the financial statements in accordance with the Code, as amended by the Code and applicable law.

My responsibility to provide and disclose relevant information

I have provided you with:

- access to all information of which I am aware that is relevant to the preparation of the financial statements such as records, documentation and other material;
- additional information that you have requested from us for the purpose of the audit; and
- unrestricted access to individuals within the Pension Fund you determined it was necessary to contact in order to obtain audit evidence.

I confirm as Corporate Director - Resources that I have taken all the necessary steps to make me aware of any relevant audit information and to establish that you, as auditors, are aware of this information.

As far as I am aware there is no relevant audit information of which you, as auditors, are unaware.

Accounting records

I confirm that all transactions that have a material effect on the financial statements have been recorded in the accounting records and are reflected in the financial statements. All other records and related information, including minutes of all Pension Fund and committee meetings, have been made available to you.

Accounting policies

I confirm that I have reviewed the accounting policies applied during the year in accordance with International Accounting Standard 8 and consider these policies to faithfully represent the effects of transactions, other events or conditions on the Pension Fund's financial position, financial performance and cash flows.

Accounting estimates, including those measured at current and fair value

I confirm that the methods, significant assumptions and the data used by the Pension Fund in making the accounting estimates, including those measured at current and fair value, are appropriate to achieve recognition, measurement or disclosure that is in accordance with the applicable financial reporting framework.

Contingencies

There are no material contingent losses including pending or potential litigation that should be accrued where:

- information presently available indicates that it is probable that an asset has been impaired or a liability had been incurred at the balance sheet date; and
- the amount of the loss can be reasonably estimated.

There are no material contingent losses that should be disclosed where, although either or both the conditions specified above are not met, there is a reasonable possibility that a loss, or a loss greater than that accrued, may have been incurred at the balance sheet date.

There are no contingent gains which should be disclosed.

All material matters, including unasserted claims, that may result in litigation against the Pension Fund have been brought to your attention. All known actual or possible litigation and claims whose effects should be considered when preparing the financial statements have been disclosed to you and accounted for and disclosed in accordance with the Code, as amended by the Code and applicable law.

Laws and regulations

I confirm that I have disclosed to you all those events of which I am aware which involve known or suspected non-compliance with laws and regulations, together with the actual or contingent consequences which may arise therefrom.

The Pension Fund has complied with all aspects of contractual agreements that would have a material effect on the accounts in the event of non-compliance.

Fraud and error

I acknowledge my responsibility as Corporate Director of Resources for the design, implementation and maintenance of internal control to prevent and detect fraud and error and I believe I have appropriately fulfilled those responsibilities.

I have disclosed to you:

- all the results of my assessment of the risk that the financial statements may be materially misstated as a result of fraud;
- all knowledge of fraud or suspected fraud affecting the Pension Fund involving:
 - o management and those charged with governance;
 - o employees who have significant roles in internal control; and
 - o others where fraud could have a material effect on the financial statements.

I have disclosed to you all information in relation to any allegations of fraud, or suspected fraud, affecting the Pension Fund's financial statements communicated by employees, former employees, analysts, regulators or others.

Related party transactions

I confirm that all related party relationships, transactions and balances, have been appropriately accounted for and disclosed in accordance with the requirements of the Code, as amended by the Code and applicable law.

I have disclosed to you the identity of the Pension Fund's related parties and all related party relationships and transactions of which I am aware.

Charges on assets

All the Pension Fund's assets are free from any charges exercisable by third parties except as disclosed within the financial statements.

Future commitments

The Pension Fund has no plans, intentions or commitments that may materially affect the carrying value or classification of assets and liabilities or give rise to additional liabilities.

Subsequent events

I confirm all events subsequent to the date of the financial statements and for which the Code, as amended by the Code and applicable law, require adjustment or disclosure have been adjusted or disclosed.

Should further material events occur after the date of this letter which may necessitate revision of the figures included in the financial statements or inclusion of a note thereto, I will advise you accordingly.

Impacts of Russian Forces entering Ukraine

I confirm that I have carried out an assessment of the potential impact of Russian Forces entering Ukraine on the Pension Fund, including the impact of mitigation measures and uncertainties, and are satisfied that the financial statements and supporting notes fairly reflect that assessment.

Covid-19

I confirm that I have carried out an assessment of the potential impact of the Covid-19 Virus pandemic on the business, including the impact of mitigation measures and uncertainties, and are satisfied that the financial statements and supporting notes fairly reflect that assessment.

Brexit

I confirm that I have carried out an assessment of the impact of the United Kingdom leaving the European Union, including the impact of the Trade and Cooperation Agreement, and are satisfied that the financial statements and supporting notes fairly reflect that assessment.

Going concern

To the best of my knowledge there is nothing to indicate that the Pension Fund will not continue as a going concern in the foreseeable future. The period to which I have paid particular attention in assessing the appropriateness of the going concern basis is not less than twelve months from the date of approval of the accounts.

Unadjusted misstatements

We confirm that the effects of the uncorrected misstatements are immaterial, both individually and in aggregate, to the financial statements as a whole. A list of the uncorrected misstatements is attached to this letter as an Appendix.

Yours faithfully,

Gary Fielding
Corporate Director of Resources

Appendix

Schedule of unadjusted misstatements

Details of adjustment	Comprehensive Income and Expenditure Statement		Balance Sheet	
	Dr (£'000)	Cr (£'000)	Dr (£'000)	Cr (£'000)
<p>Dr: Profit and losses on disposal and changes in value of investments</p> <p>Cr: Investment assets</p> <p>Our testing of investment purchases recorded in Note 14a to the financial statements found that purchases were overstated by £901k when compared to purchase information obtained directly from fund managers. To comply with our audit approach, we extrapolated the error over the remaining untested population to estimate the impact on the balance. The extrapolated error is a misclassification of purchases of £5,893k.</p>	5,893			5,893
<p>Dr: Profit and losses on disposal and changes in value of investments</p> <p>Cr: Investment assets</p> <p>Our testing of investment sales recorded in Note 14a to the financial statements found that sales were understated by £1,931k when compared to sales information obtained directly from fund managers. The error occurred in the material samples for the pooled investments testing and as such was not extrapolated.</p>	1,931			1,931

Appendix

Schedule of unadjusted misstatements

CHANGES TO THE 2023/24 STATEMENT OF FINAL ACCOUNTS SINCE AUDIT COMMITTEE ON 23 SEPTEMBER 2024

1.0 Introduction

1.1 There have been a number of changes made to the Statement of Final Accounts (SOFA) since it was considered by the Audit Committee on 23 September 2024.

1.2 These changes are as a result of:

- (a) Refinements agreed with the External Auditor during the Audit of Accounts process
- (b) Internally initiated refinements together with those resulting from comments and questions by Members of this Committee and the Members Working Group.
- (c) Inclusion of the External Auditor's Certificate that was not included in the draft document on 23 September 2024.

2.0 Changes made as a result of the final accounts audit

2.1 Forvis Mazars audited the SOFA between June 2024 and February 2025. During the audit process, the following amendments have been agreed with the auditor.

- changes to narrative statement, accounting policies, disclosures and notes to the accounts; and
- changes to Pension Fund Main Statements and supporting notes

3.0 Internally initiated refinements, together with queries raised by Members of the Audit Committee and Corporate Governance Working Group

- various changes resulting from adjustments identified as part of the NYCC 2022/23 audit undertaken by Deloitte resulting in an increase in the 2023/24 opening balance of Property, Plant and Equipment of £11.7m on the Balance Sheet:
- various changes to the Income and Expenditure Account, Balance Sheet and Cash Flow statements as a result of the adjustments identified as part of the 2022/23. These include £10.7m increase in Depreciation and Impairment charged to the Net Cost of Services within the Income and Expenditure Account and £85.3m decrease in the value of Property, Plant and Equipment within the Balance Sheet;
- various corrections identified by officers following publication of draft statements;
- various presentational adjustments to the supporting notes to assist the reader of the accounts;

- adjustments to the Annual Governance Statement; and
- various minor presentational issues and rounding adjustments.

NORTH YORKSHIRE COUNCIL

STATEMENT OF ACCOUNTS 2023/24

CONTENTS

	Page
NARRATIVE REPORT	4
INDEPENDENT AUDITOR'S REPORT TO THE MEMBERS	18
STATEMENT OF RESPONSIBILITIES FOR THE STATEMENT OF ACCOUNTS	24
STATEMENT OF ACCOUNTING POLICIES	25
COMPREHENSIVE INCOME AND EXPENDITURE STATEMENT 2023/24	43
MOVEMENT IN RESERVES STATEMENT	45
BALANCE SHEET AS AT 31ST MARCH 2024	46
CASH FLOW STATEMENT – YEAR ENDED 31ST MARCH 2024	48
NOTES TO THE CORE FINANCIAL STATEMENTS	50
1. PRIOR PERIOD ADJUSTMENTS	50
2. ACCOUNTING STANDARDS THAT HAVE BEEN ISSUED BUT HAVE NOT YET BEEN ADOPTED	50
3. CRITICAL JUDGEMENTS IN APPLYING ACCOUNTING POLICIES	51
4. ASSUMPTIONS MADE ABOUT THE FUTURE AND OTHER MAJOR SOURCES OF UNCERTAINTY	52
5. EXPENDITURE AND FUNDING ANALYSIS 2023/24	54
6. TRADING ACTIVITIES	57

7.	COUNCIL TAX INCOME	58
8.	NON-DOMESTIC RATES	58
9.	GRANT INCOME	59
10.	PENSION ARRANGEMENTS	61
11.	AUDIT FEES	67
12.	PRIVATE FINANCE INITIATIVE (SERVICE CONCESSIONS)/PUBLIC PRIVATE PARTNERSHIP	67
13.	LEASES	70
14.	RELATED PARTY TRANSACTIONS	71
15.	POOLED FUNDS	74
16.	MEMBERS ALLOWANCES	75
17.	DISCLOSURE OF REMUNERATION	75
18.	EXIT PACKAGES / TERMINATION BENEFITS	78
19.	MOVEMENT IN PROPERTY, PLANT AND EQUIPMENT	79
20.	VALUATION OF NON-CURRENT ASSETS	81
21.	DISPOSAL OF PROPERTY, PLANT AND EQUIPMENT	81
22.	MAJOR AREAS OF CAPITAL SPENDING.....	82
23.	CAPITAL EXPENDITURE, CAPITAL FINANCING AND THE CAPITAL FINANCING REQUIREMENT	83
24.	LONG TERM CREDITORS.....	85
25.	INTANGIBLE ASSETS	85
26.	INVESTMENT PROPERTY	86
27.	HERITAGE ASSETS	86
28.	CURRENT ASSETS HELD FOR SALE	87
29.	CASH AND CASH EQUIVALENTS.....	87
30.	LONG TERM INVESTMENTS	88
31.	LONG TERM DEBTORS.....	89
32.	SHORT TERM DEBTORS.....	89
33.	SHORT TERM CREDITORS.....	90
34.	PROVISIONS.....	91
35.	USABLE RESERVES	93
36.	UNUSABLE RESERVES.....	96

37. MATERIAL CONTINGENT LIABILITIES	99
38. EVENTS AFTER THE BALANCE SHEET DATE	99
39. DEDICATED SCHOOLS GRANT	100
40. FINANCIAL INSTRUMENTS	101
41. WHITBY HARBOUR	113
HOUSING REVENUE ACCOUNT (HRA)	116
COLLECTION FUND STATEMENT	122
GROUP ACCOUNTS	124
NORTH YORKSHIRE PENSION FUND	140
ANNUAL GOVERNANCE STATEMENT	178
GLOSSARY OF TERMS	204

Contact us

North Yorkshire Council, County Hall, Northallerton, North Yorkshire, DL7 8AD

Our Customer Service Centre is open Monday to Friday 9.00am – 5.00pm (closed weekends and bank holidays). Tel: **0300 131 2 131**

Or visit our website at: www.northyorks.gov.uk

If you would like this information in another language or format such as Braille, large print or audio, please ask us.

Tel: 0300 131 2 131

General Enquiries [General enquiries | North Yorkshire Council](#)



NARRATIVE REPORT

INTRODUCTION

1. North Yorkshire Council's accounts for the year ended 31st March 2024 are presented in the format laid down in *The Code of Practice on Local Authority Accounting in the United Kingdom 2023/24 (The Code)*: issued by the Chartered Institute of Public Finance and Accountancy and in accordance with the International Accounting Standards Board framework for the preparation and presentation of financial statements as interpreted by The Code. The Code is based upon International Financial Reporting Standards (IFRS).
 - (a) **the Narrative Report**; the purpose of this Report is to act as a guide to the most significant matters impacting on the Council's finances. It gives an indication of where the Council's money comes from, what it is spent on and what services it provides as well as its financial position and assisting in the interpretation of the accounting statements.
 - (b) **the Independent Auditor's Report**; this explains the auditor's responsibilities in relation to the Statement of Accounts. It also expresses an opinion on the Accounts and shows how this opinion was reached. The report also gives a conclusion on value for money in terms of the arrangements for securing economy, efficiency and effectiveness.
 - (c) **the Statement of Responsibilities for the Statement of Accounts**; this outlines the Council's responsibilities for the Accounts under local government legislation and any other requirements. It also shows the legal and professional responsibility for the Accounts of the Corporate Director - Resources.
 - (d) **the Statement of Accounting Policies**; which explains the principles, bases, conventions and rules applied by the Council in preparing the Statement of Accounts.
 - (e) **the Comprehensive Income and Expenditure Statement**; this shows the Net Cost of the Services provided by the Council and how this has been financed from general government grants and local tax payers. This statement shows the accounting cost in the year of providing services in accordance with generally accepted accounting principles, rather than the amount to be funded from taxation.
 - (f) **the Movement in Reserves Statement**; this statement shows the movement in the different reserves held by the Council over the year. The statement is analysed into usable reserves, those that can be applied to fund expenditure or reduce local taxation, and other unusable reserves.
 - (g) **the Balance Sheet**; this is a statement of the financial position of the Council and shows the Balances and Reserves at the Council's disposal, its long term indebtedness and the long term and net current assets employed in its operations.
 - (h) **the Cash Flow Statement**; this statement shows the changes in cash and cash equivalents of the Council during the financial year. The statement shows how the Council generates and uses cash and cash equivalents by classifying cash flows as operating, investing and financing activities.
 - (i) **notes to the Core Financial Statements**; these provide further details and explanation of the figures included in the Core Financial Statements.
 - (j) **the Housing Revenue Account Income and Expenditure Statement**; this Statement shows the economic cost in the year of providing housing services in accordance with generally accepted accounting practices, rather than the amount to be funded from rents and government grants. Authorities charge rents to cover expenditure in accordance with regulations; this may be different from the accounting cost. The increase or decrease in the

year, on the basis on which rents are raised, is shown in the Movement on the Housing Revenue Account Statement.

- (k) **movement on the Housing Revenue Account (HRA) Statement;** which shows how the HRA Income and Expenditure Account surplus or deficit for the year reconciles to the movement on the HRA Balance for the year.
- (l) **the Collection Fund (England) Statement;** this shows income and expenditure relating to Council Tax and National Non-Domestic Rate Collection.
- (m) **Group Accounts;** the Council conducts some of its activities through partnerships and separate undertakings. Some of these are not directly reflected in the statements (e) – (i) above on the basis of materiality. These Group Accounts are required to present a full picture of the Council's economic activities and financial position in order to support the primary financial statements.
- (n) **the North Yorkshire Pension Fund Accounts;** which show the income and expenditure of the North Yorkshire Pension Fund together with the financial position of the Fund on 31st March 2024.
- (o) **the Annual Governance Statement;** this sets out the framework within which financial control and corporate governance is managed and reviewed by the Council and the main components of the system. It also reports on significant identified weaknesses and the actions undertaken to rectify these.

OVERVIEW

2. Established on 1 April 2023 from the former County, District and Borough councils in North Yorkshire, 2023/24 is the first year of the new unitary council. Our first year has been one of challenge and change as we have embarked upon a far-reaching transformation programme to bring the operations of the former 8 councils together, whilst ensuring services continue for the benefit of our communities and customers.

The new council plan 2024-2028 sets out the council's vision, ambitions and priorities, as well as the approach we will take to achieve them.

We start life in good financial shape having inherited a strong financial management culture from our legacy councils, but like all councils in the country, we are facing major challenges from the impact of inflation, increased demand for our services, climate change, and the impact of the cost-of-living crisis on our communities.

However, we also know that we have the opportunity of re-organisation to help drive efficiency and maximise spending power, which will be critical to sustaining essential services in the face of the many significant challenges.

The Council's Annual Governance Statement sets out the framework within which financial control and corporate governance is managed and reviewed by the Council and the main components of the system. It also reports on significant identified weaknesses and the actions undertaken to rectify these.

North Yorkshire is the largest county in England – covering 8,654 km² with an estimated population of over 620k. The Council is responsible for many key local services and organised into 5 directorates each responsible for a range of services:

- Children and Young People's Service - including the safeguarding of children, looked after children, services to vulnerable children and young people and their families and adoption and

fostering services; early years and pre-school, mainstream schools and education, special educational needs provision, school improvement, raising the participation age, youth services and career advice, and traded services.

- Health and Adult Services - including services for older people, people with physical or learning disabilities, public health, mental health services, child health related matters and drug and alcohol matters.
- Environmental Services – including: highways and transportation, parking, street scene, parks and grounds; environmental services and climate change; integrated passenger transport, licensing. Public rights of way and harbours; regulatory services, registration, bereavement and coroners.
- Community Development – including: planning; economic development, regeneration, tourism and skills; culture, libraries and leisure; housing; and economic partnership unit.
- Central Services – including: customer, revenues and benefits; property, procurement and commercial service; transformation; technology; finance; local engagement; human resources and business support, legal and democratic services.

Alongside the reorganisation of local government in North Yorkshire a mayoral combined authority covering the areas of York and North Yorkshire was established in 2023, with the election of our first Mayor in May 2024.

SUMMARY OF REVENUE SPENDING

3. The main components of the final Budget for 2023/24 and a comparison with the actual position are set out below:-

	Final Budget £m	Actual £m	Variation £m
Directorate Net Expenditure			
Children and Young People's Service	106.9	108.4	1.5
Environmental Services	110.4	108.9	(1.5)
Health and Adult Services	223.7	228.8	5.1
Resource, Central Services and Corporate Miscellaneous	89.6	74.3	(15.3)
Community Development	29.0	27.9	(1.1)
Total Directorate Net Expenditure	<u>559.6</u>	<u>548.3</u>	<u>(11.3)</u>
Financed by:			
Business Rates	119.5	119.5	0.0
Council Tax Revenue	427.7	427.7	0.0
Contribution from Reserves	12.4	12.4	0.0
Total	<u>559.6</u>	<u>559.6</u>	<u>0.0</u>
(Deficit) / Surplus in Year	<u>0.0</u>	<u>11.3</u>	<u>11.3</u>
General Working Balance			
Start of Year	67.0	67.0	0.0
(Deficit) / Surplus in Year	0.0	11.3	11.3
Transfer to Earmarked Reserves	0.0	8.1	8.1
Transfers (to) / from Strategic Capacity Reserve	<u>0.0</u>	<u>(11.3)</u>	<u>(11.3)</u>
Closing Balance	<u>67.0</u>	<u>75.1</u>	<u>8.1</u>

The spending, financing and surplus figures reported above are not the same as those reported in the Comprehensive Income and Expenditure Statement. This is because of a number of statutory accounting transactions that are required to be reflected in the Comprehensive Income and Expenditure Statement. A brief reconciliation of the two sets of figures are as follows:-

	Net Position £m	Funding £m	Net £m
Council's Actual Directorate Net Expenditure	548.3	(559.6)	(11.3)
*Different treatment of some Government Funding	74.8	(74.8)	0.0
Other required accounting entries reflected in the Income and Expenditure Statement			
- Capital Accounting	145.8	(125.3)	20.5
- NNDR Collection Fund Accounting	0.0	(4.1)	(4.1)
- Accumulated Absences Adjustment	(2.0)	0.0	(2.0)
- Pension Accounting	0.9	0.0	0.9
- Financial Instruments	1.6	0.0	1.6
- Dedicated Schools Grant (DSG) Adjustment Account	0.4	0.0	0.4
- Movement in Earmarked Reserves	(17.3)	12.5	(4.8)
Net expenditure / funding and surplus per Comprehensive Income and Expenditure Statement	<u>752.5</u>	<u>(751.3)</u>	<u>1.2</u>

* Refers to non-ringfenced grants reported within revenue budgets.

WHAT THE MONEY IS SPENT ON AND HOW IT IS FINANCED

4. The following table sets out how the money was spent:-

	2023/24 £m
Children and Young People's Service	529.3
Environmental Service	296.9
Health and Adult Services	422.5
Resources and Central Services	261.7
Community Development Service	137.2
Housing Revenue Account	37.3
Corporate Miscellaneous	13.2
Gross Cost of Services	<u>1,698.1</u>
Precepts Paid to Other Authorities	0.8
Interest Payable	32.0
Capital Adjustment Account Movements	(21.0)
IAS 19 Pension Adjustments *	(3.3)
Financial Instruments	1.6
DSG Adjustment Account	(0.4)
Reserve Movements	8.1
Loss on Disposal of Fixed Assets	10.5
Corporate Trading Account Deficit	0.0
Accumulated Absences Adjustment	2.0
= Actual Spending financed from Income, Government Grants, Council Tax, Business Rates and other Government funding	<u>1,728.4</u>

* This figure represents the Actual Employer Contributions made to the Pension Fund, less the current service costs (as determined by the Council's actuary) less Early Retirement costs.

5. The following table sets out the sources of finance:-

	2023/24 £m
Government Specific Grants	
- Dedicated Schools Grant	290.7
- Other Specific Grants	275.7
Council Tax Revenue	427.7
Fees and Charges etc.	352.1
Business Rates Receipts	119.5
Capital Grants	144.8
Other General Government Funding	74.8
Interest and Investment Income	43.0
Corporate Trading Account Surplus	-0.7
Dividends Received	1.0
	<u>1,728.4</u>

6. The Council employed 12,326 full time equivalent staff at the end of the financial year and a breakdown across Service Directorates is as follows:

	2023/24	
	No.	No.
Central Services		2,258
North Yorkshire Education Service		593
Children and Young People's Service		
Schools	4,060	
Other	<u>1,111</u>	5,171
Environment Service		1,633
Health and Adult Services		1,651
Community Development		<u>1,020</u>
		<u>12,326</u>

CAPITAL EXPENDITURE

7. In 2023/24 the Council spent £180.0m on capital expenditure and a comparison with the original and revised Capital Plan is set out below:-

	Revised Budget £m	Actual £m
Capital Plan	231.9	178.2
Other expenditure on fixed assets funded directly from the revenue budget	0.4	1.8
	<u>232.3</u>	<u>180.0</u>

Actual Capital Plan spending was therefore £178.2m compared with a Revised Capital Plan of £231.9m approved in February 2024.

In addition, £1.8m was spent on Fixed Assets from Directorate revenue budgets, principally on plant and equipment. The above Capital expenditure was funded as follows:-

	2023/24 £m
Borrowing	
- from external sources	0.0
- from internal sources (cash balances)	20.9
Grants from Government Departments	98.3
Contributions from External Bodies	9.9
Capital Receipts from Sale of Assets etc.	8.5
Direct Revenue Funding	<u>40.6</u>
	178.2
Expenditure on Fixed Assets funded directly from Revenue Budgets	<u>1.8</u>
	<u>180.0</u>

8. The major part of this capital expenditure related to spending on programmes in Community Development and Environmental Services. There were several large individual schemes including Kex Gill (£13.1m) and Knaresborough Pool Redevelopment (£8.1m).
9. Total outstanding borrowing for capital purposes as at 31st March 2024 was £576.8m, which includes both external borrowing and borrowing from internal sources and consists of the following:-

	2023/24 £m
External Borrowing	
Public Works Loans Board (PWLB)	353.7
Other Institutions	<u>24.0</u>
Total External Borrowing	377.7
Temporary Borrowing from Internal Cash Balances	<u>199.1</u>
Total Capital Spending funded by borrowing	576.8
PFI and Leases	<u>140.3</u>
Total Borrowing	<u>717.1</u>

The Capital Financing Requirement (CFR) at 31st March 2024 was £717.1m which includes the Capital Borrowing Requirement of £576.8m reported above together with other long term Private Finance Initiative (PFI) and finance lease liabilities of £140.3m.

LOCAL GOVERNMENT PENSION FUND

10. This Statement of Accounts includes a section on the Accounts of the North Yorkshire Pension Fund. The impact of the Council's participation in this Fund is reflected in the Council's Accounts based upon the requirements of IAS 19 Employee Benefits. IAS 19 requires that pension costs are recorded in the year in which the benefit entitlements are earned by the employees rather than the year in which the pensions and employers' contributions are actually paid. Also, any net liability arising from a deficit on the Pension Fund should be reflected on the Balance Sheet as calculated under the prevailing market conditions.

11. The results of the 2022 Triennial Valuation were produced in 2022/23 when the Actuary completed a detailed analysis of the Fund's liabilities. These results were used to determine the employer contributions from 2023/24 to 2025/26. The IAS 19 calculations have been updated in 2023/24 to reflect the 2022 Triennial Valuation that took place during the period and the changes that have occurred since then.

The assets of North Yorkshire Pension Fund increased in value by 10.1% over the year. Full details of the management of the Fund and its investment performance are available in the Annual Report of the Fund.

12. The total reported pension liability of the Council stood at £7.4m as at 31st March 2024. This has decreased by £28.0m from an Opening Asset Balance of £20.6m. This opening balance has been adjusted by the Actuary to reflect LGR and the consolidation of the opening position of the legacy Councils

The North Yorkshire Pension Fund has an investment strategy in place to address its funding requirements.

The 2022 Triennial Valuation has set appropriate employer contribution rates for 2023/2024, 2024/2025 and 2025/26 with no deficit payments required from the Council.

Due to its nature, the pension liability will not occur immediately as it represents benefit payments to pensioners over their lifetime. As a significant proportion of the membership is still actively contributing to the Fund this means that liabilities will be spread in excess of 50 years.

CHANGES IN ACCOUNTING POLICY

13. There have been no significant changes in Accounting Policy for the 2023/24 Accounts.

CHANGES TO THE STATEMENT OF ACCOUNTS

14. For 2023/24, there are only relatively minor presentational changes reflected in the years Statement of Accounts as there were no significant updates arising from the 2022/23 Code of Practice on Local Authority Funding.

MATERIAL CONTINGENT LIABILITIES

15. The Council has identified no area where a present or past obligation has resulted in the possibility of a future liability which has not already been included in the financial statements.

GROUP ACCOUNTS

16. The 2023/24 Code of Practice requires all Local Authorities to consider their relationships with associated companies, strategic partnerships, joint ventures and any other service delivery vehicles and to produce Group Accounts where a significant exposure to economic benefits or financial risks can be established.

Work has been undertaken to document all the entities connected with the Council and their financial relationship. Following Chartered Institute of Public Finance and Accountancy (CIPFA) guidance on Group Accounts, it has been established that the Council has group relations with:-

- Align Property Partners Limited;
- Align Property Services Limited;

- Bracewell Homes Limited;
- Brierley Homes Limited;
- Brimhams Active Limited;
- First North Law Limited;
- Maple Park LLP;
- NY Highways Limited;
- NYnet Limited;
- Veritau Limited;
- Yorkshire Purchasing Organisation; and
- Yorwaste Limited.

Three of these bodies have been consolidated into the financial statements of the Council and a full set of equivalent “group” financial statements have been produced. The Companies that have been consolidated and have a major impact on the Council’s financial results are in relation to:-

- NYnet Limited, a company providing a broadband infrastructure in North Yorkshire;
- Yorwaste Limited, a subsidiary waste disposal company; and
- NY Highways Limited, a company providing construction, maintenance and repair of highways.

Align Property Partners Limited, Align Property Services Limited, Veritau Limited, First North Law Limited, Brimhams Active Limited, Maple Park LLP, Bracewell Homes Limited and Brierley Homes Limited have not been consolidated in the 2023/24 Group Accounts as their values do not materially impact on the group financial position.

Yorkshire Purchasing Organisation is not consolidated into the financial statements as the Council does not exert a significant level of influence over their activities.

The full set of Group Accounts and the financial implications are seen on pages 124 to 139.

THE COUNCIL PLAN

17. The Council Plan 2024-2028 sets out the council’s vision, ambitions and priorities for the next four years, as well as the approach we will take to achieve them. The plan addresses the exciting opportunity the creation of NYC gives us to transform services, drive innovation and improve outcomes, but also the many significant challenges ahead including the impact of inflation, increased demand for our services, climate change, and the impact of the cost-of-living crisis on our communities.

Our vision: We want to build on North Yorkshire’s natural capital, strong local economy and resilient communities, to improve the way local services are delivered and support a good quality of life for all.

The plan is based around five key themes:-

- place and environment;
- economy;
- health and wellbeing;
- people, and
- organisation.

The plan also details where our funding comes from and what it is spent on.

PERFORMANCE AND BUDGET MONITORING

18. Reports are submitted on a Quarterly Basis (30th June, 30th September, 31st December and 31st March) to the Council's Executive on Performance and Budget Monitoring issues. The key issues covered in these Reports can be summarised as follows (alongside a very brief summary of the position to date as at 31st March 2024):-

Performance

North Yorkshire Council has well developed performance and financial processes which maintain rigour around delivering outcomes within a sustainable fiscal environment. Our Internal Performance Management Framework has been refreshed with a more rigorous focus on delivery of ambitions set out in our Council Plan. Each quarter, the Executive receive an update on Corporate Performance, but with an in depth focus on one of our five themes. Our approach to assessing and delivering Value for Money has also developed following new audit requirements for 2023/24 and the CIPFA Financial Management Code.

General Fund

There was an overall net underspend of £11.3m against a budget for 2023/24. This should be seen in the context of the savings required in 2024/25, with a number of savings being delivered ahead of schedule, for example £5m utility savings, and a number of savings delivered early through service restructures.

Housing Revenue Account (HRA)

Outturn for the financial year was £1.8m surplus against a balanced budget, this was transferred to the Major Repairs Reserve (MRR), along with planned contributions and drawdowns to give a closing balance of £8.9m (£4.7m brought forward from 22/23) to support future capital programme spending. The HRA Working Balance as at 31st March 2024 was £19.3m against a benchmark minimum balance of £12.5m, this provides an additional level of headroom within HRA business plan.

Whilst the performance metrics were introduced as part of the 2024-25 HRA Business plan and Medium Term Financial plan, the 2023/24 estimates were calculated to establish a baseline for tracking performance going forwards.

The table below sets out the actual results of the four key metrics, showing the benchmark / 'golden rule' values, against the budgeted position and outturn. All four measures exceeded target and an improvement against budget, as a direct result of the financial performance above, along with no new borrowing being undertaken in year.

Measure	Benchmark / Golden Rule	Budget	Actual
Operating Margin	(Min) 20%	28%	33%
Interest Cover	(Min) 2.00	2.95	3.71
Debt Turnover	(Max) 4.00	2.57	2.55
Minimum Working Balance	£12,450,000	£18,703,266	£19,284,788

Capital Expenditure and Financing

Gross Capital spend of £178.2m was £53.7m below the last Capital Plan update of £231.9m in January 2024. After accounting for £40.8m less capital income however there was a net capital underspend of £12.9m.

Allowing for corporate Capital Plan variations of £0.5m, an adjusted net underspend of £12.4m is being carried over into 2024/25. Financing of the Capital spend included £0.2m capital receipts resulting from the sale of land and property. After utilising other capital income the balancing figure of £20.9m has increased the level of internal borrowing.

Annual Treasury Management

External Debt for Capital purposes reduced from £379.8m as at 1st April 2023 to £377.7m at 31st March 2024, through scheduled loan repayments and no new external borrowing being taken. The average interest rate of this debt was 3.76% at 31st March 2024.

The total borrowing requirement in the year was £1.1m which increased the total internal capital financing to £200.7m at 31st March 2024 (£68.4m at 31st March 2022). The total underlying borrowing need at 31st March 2024 was therefore £578.4m consisting of £377.7m external debt and £200.7m internally financed capital debt.

For cash invested in 2023/24, the average rate of interest achieved was 4.98% which was slightly above the average 7-day market rate of 4.96% and slightly below the average bank rate of 5.03%. The balance at 31st March 2023 was £549.6m of which £42.0m belonged to other organisations who are part of the Council's investment pool arrangements.

STRATEGIC DOCUMENTS

19. The Council produces a number of key strategic documents which can be accessed at www.northyorks.gov.uk and provide more strategic context to the annual Statement of Financial Accounts:-

Policy or Plan	Purpose of Policy or Plan
Constitution	Sets out how the Council operates, how decisions are made and the procedures which are followed to ensure that these are efficient, transparent and accountable to local people. It also details our policy framework which includes documents which are approved by the full Council.
Digital Strategy	This gives clear direction as to how North Yorkshire will become a smart county. It is a response to the massive changes as the 'Digital Revolution' accelerates and impacts on the county, our citizens and businesses in fundamental ways.
Medium Term Financial Strategy	Sets out how resources will be put in place to support the delivery of the Council Plan and to enable priorities and service objectives to be achieved.
Corporate Equality Policy Statement	The Council is committed to equality and to making fair treatment an important part of everything which the Council does. This statement sets out how the Council will achieve these aims.
Modern Slavery Statement	This statement sets out our actions to understand all potential modern slavery risks related to our business and to put in place steps that are aimed at ensuring that there is no slavery or human trafficking in our own business or our supply chains.
Health and Safety Policy	The health and safety policy includes our financial and legal responsibilities and duties that we have for the health, safety and welfare of our employees and others affected by our activities.

Being Young in North Yorkshire	The North Yorkshire Safeguarding Children Partnership Strategy for children and young people living in North Yorkshire.
Local Development Framework	The Council, as the minerals and waste planning authority for the parts of the County outside the Yorkshire Dales and North York Moors National Parks, has a statutory duty to prepare a Minerals and Waste Development Framework, containing proposals and policies to guide minerals and waste planning decisions.
Local Transport Plan	Set of documents that the Government requires all local transport authorities to produce. The plan sets out the Council's plans and strategies for maintaining and improving all aspects of the local transport system over a set period of time.
Let's Talk Less Rubbish Waste Strategy	This strategy sets out how waste in York and North Yorkshire will be dealt with in the next 20 years.
Joint Health and Wellbeing	The joint health and wellbeing strategy, is produced by the health and wellbeing board. It explains what health and wellbeing priorities the board has set in order to tackle identified needs. It is not about taking action on everything at once, but about setting priorities for joint action and making a real impact on people's lives.
Dignity in Care	The Dignity in Care campaign aims to stimulate debate around the need for people receiving care services to be treated with dignity and respect.
People Strategy	Our People Strategy 2023-25 is our workforce plan. It is a key building block to ensure we will be in the best possible position to achieve our ambitions as a new council and set us on strong foundations so we can rise to current and new challenges that face us.

The Council must also abide by the Freedom of Information Act 2000 – which intends to promote openness and accountability among public bodies by ensuring that people have rights of access to information that is held by them.

Under the General Data Protection Regulation (GDPR) North Yorkshire Council is classified as a 'data controller'. This means the Council has a duty of care towards the individuals whose personal data it collects and uses.

TRADE UNIONS

20. In order to comply with the Trade Union (Facility Time Publication Requirements) Regulations 2017 please find below data relating to the employment of relevant union officials by North Yorkshire Council for the year ended 31st March 2024.

Unions Recognised	UNISON (Corporate)	NEU (was NUT/ATL) (Education)	ASCL (Education)	NAHT (Education)	NAS/UWT (Education)
Number of relevant Union Officials during the period	8	2	0	2	0
FTE of Union Officials during the period	7.43	2.3	0.0	1.32	0.0

Percentage of working time spent on facilities time	100%	100%	100%	100%	100%
Total cost of facility time	£282,875	£139,300	£0	£62,677	£0
Total pay bill	£367,331,967	£196,249,586	£196,249,586	£196,249,586	£196,249,586
Percentage of pay bill for facility time	0.08%	0.071%	0%	0.032%	0%
Paid trade union activities:- Percentage of the hours spent on trade union activities	1.98%	0% - Voluntary	n/a	0% - voluntary	n/a

RISKS AND UNCERTAINTIES AFFECTING THE COUNCIL

21. This note identifies the principal risks and uncertainties that are likely to impact on North Yorkshire Council together with the main trends and factors likely to affect future development, performance and the position of the Council. Many of these are financial and relate to the ability of the Council to be able to provide statutorily required services and meet public expectation against a background of reducing financial resources.

The Corporate Risk Register is included in the February 2024 Budget / Medium Term Financial Strategy (MTFS) report and highlights the following risks:-

failure to deliver the Council's aim to achieve carbon neutrality of its own operations by 2030, carbon neutrality of the region by 2034 and a carbon negative region by 2040, and also ensure that appropriate mitigations and adaptations are progressed, failure would result in continued / increasing damaging events (eg. floods, heat waves), unmet public expectation and missed opportunities for energy spend reduction;

- failure to deliver the Council's aim to achieve carbon neutrality of its own operations by 2030, carbon neutrality of the region by 2034 and a carbon negative region by 2040, and also ensure that appropriate mitigations and adaptations are progressed, failure would result in continued / increasing damaging events (eg. floods, heat waves), unmet public expectation and missed opportunities for energy spend reduction;
- major disruption in care markets results in being unable to meet the needs of vulnerable children, adults and families who use services. This could be caused by economic performance or resource capabilities including recruitment and retention. The impact could include loss of trust in the Care Markets, increased budgetary implications and inability to protect service users from harm;
- ineffective information governance and cyber security arrangements lead to unacceptable levels of unauthorised disclosure of personal and sensitive data, poor quality or delayed responses to FoI requests, and inability to locate key data upon which the Council relies resulting in loss of reputation, poor decision making, fine, etc (including Brierley Group companies) Failure to put in place the appropriate cyber security arrangements could potentially lead to breach, loss of data, loss of systems, loss of reputation and inability to operate effectively and discharge our responsibilities;
- failure to deliver a coherent NY transformation programme which meets the needs of moving to the Council's Operating Model, LGR transition, transformation service operational requirements and deliver the savings requirements as a result of financial challenges;
- failure to comply with building and housing legislation including asbestos, legionella, building services and preparation for the new Social Housing Regulation Bill resulting in potential injury or ill health, prosecution and subsequent financial and reputational damage to the council;
- failure to recruit and retain appropriately skilled staff and have sufficient resources resulting in inability to deliver services, key projects and the desired organisational transformation also increased staff workload, decreased morale and impact on staff wellbeing;

- failure to plan, respond to and recover effectively from significant incidents in the community resulting in risk to life and limb, impact on statutory responsibilities, impact on financial stability and reputation; and

The February 2024 Budget / Medium Term Financial Strategy (MTFS) report also sets out some of the key financial risks, many of which are connected to those on the Risk Register above, and warns that this should not be regarded as exhaustive due to many national and local uncertainties.

- cost pressures – the legacy of the last few years, including the impact of the pandemic, has seen an increase in supply chain distress, but particularly in the high impact areas of adult social care, transport and major capital projects. In addition, higher levels of inflation potentially impact upon pay award levels for council staff;
- inability to deliver existing savings whilst also trying to deliver stretch targets – the new Council plans to deliver over £40m worth of savings over the next four years but has also identified a number of stretch areas to help address the budget deficit. Resource will need to be prioritised to ensure savings can be delivered;
- workforce – Insufficient resource to deal with competing demands of the authority and inability to deliver service and/or progress strategically important initiatives;
- financial assumptions – the MTFS includes assumptions around council tax levels and base; continuation of core funding streams; business rates levels; pay; income levels and inflation all of which carry a degree of uncertainty and risk especially so close to a general election;
- demand for services – certain services such as children’s social care, SEN, home to school transport, adult social care, homelessness and welfare and benefits are likely to be subject to increased demand and / or increased care needs;
- legal challenge – savings proposals and the way in which the Council delivers services may be subject to legal challenge from third parties resulting in delays and additional costs;
- emergencies / incidents – incidents such as flooding, severe winters and cyber security will incur additional costs which it is simply not possible to predict and will compound costs and pressures;
- schools / DSG – increasing levels of deficit budgets; and
- unfunded additional responsibilities.

The on-going monitoring of the above and other risks will be essential throughout 2024/25 as there is less headroom to work with.

WHITBY HARBOUR

- 22.** North Yorkshire Council is the statutory harbour undertaker for Whitby Harbour, a responsibility which it inherited from Scarborough Borough Council after LGR on 01 April 2023. In recent years, this has been the subject of local opposition on the Councils’ treatment of income received from the land in proximity to the harbour.

Following publication of the former Scarborough Council’s draft 2015/16 Statement of Account, a formal objection to the accounts was received from a local elector. The objector questioned whether sections 16 and 17 of the Whitby Urban District Council Act 1905 required income generated from land around Whitby Harbour, specifically land being used for off street car parking, should be specifically ring-fenced in earmarked reserves to fund harbour related expenditure as opposed to being held in the former Scarborough Borough Council’s General Fund (as is presented in these

accounts). Similar objections were raised to the 2016/17, 2017/18, 2018/19, 2019/20, 2020/21, 2021/22, 2022/23 and 2023/24 accounts prepared by North Yorkshire Council.

After some delay in reaching a determination on the objection, Mazars LLP (Mazars), the former Scarborough Borough Council's external auditors, issued their Statement of Written Reasons to the elector and the authority on 26 March 2021.

In providing their Statement of Reasons Mazars stated that they considered whether it is more likely than not that income from each of the car parks is revenue received in respect of the harbour undertaking and whether the former Scarborough Borough Council had failed to hold any surplus funds from the Whitby harbour undertaking in earmarked reserves for the improvement of Whitby harbour and inappropriately passed these to the General Fund. Mazars conclude however that it was not proportionate or appropriate for the time being to take this any further and therefore recommended that the former Scarborough Borough Council seeks a declaration from the Court as to the status of the land in contention within 6 months of its Statement of Reasons.

The former Scarborough Borough Council accepted this recommendation on 23 July 2021. There followed legal correspondence seeking clarification on the recommendation which led to a revised recommendation being issued by Mazars on 27 October 2021 as follows:

We recommend that the Council should seek a declaration from the Court as to the status of the land in contention, with a claim being issued by 31 December 2021. That is to say, the Council should take proceedings to seek a ruling on the land and property which comprises the statutory 'harbour undertaking', and whether all income from activities associated with that land and property is revenue received by the Council in respect of the 'harbour undertaking'. In the event that the Court decides that any revenue is received by the Council in respect of the 'harbour undertaking', the Court should be invited to give a direction as to the rectification of the accounts, including the financial years which should be rectified.

The former Scarborough Borough Council made an application to the High Court on 31 December 2021, in accordance with the external auditors' recommendations, and the hearing took place in March 2024. The parties are currently awaiting the judgement. Further information is included within Note 40 to these accounts.

Gary Fielding
Corporate Director – Resources
County Hall
Northallerton
XXrd XXXX 2025

INDEPENDENT AUDITOR'S REPORT TO THE MEMBERS OF NORTH YORKSHIRE COUNCIL

Report on the audit of the financial statements

Disclaimer of opinion on the financial statements

We were appointed to audit the financial statements of North Yorkshire Council ("the Council") and its subsidiaries ('the Group') for the year ended 31 March 2024, which comprise the Council and Group significant accounting policies, the Council and Group Comprehensive Income and Expenditure Statement, the Council and Group Movement in Reserves Statement, the Council and Group Balance Sheet, the Council and Group Cash Flow Statement, notes to the financial statements, the Housing Revenue Account and Collection Fund statements. The financial reporting framework that has been applied in their preparation is applicable law and the CIPFA/LASAAC Code of Practice on Local Authority Accounting in the United Kingdom 2023/24.

We do not express an opinion on the financial statements. Because of the significance of the matter described in the Basis for Disclaimer of Opinion section of our report, we have not been able to obtain sufficient appropriate audit evidence to provide a basis for an audit opinion on these financial statements.

Basis for disclaimer of opinion

On 30 September 2024, the Accounts and Audit (Amendment) Regulations 2024 ('The Amendment Regulations') came into force. The Amendment Regulations require the Council to publish its Accountability Statements, which include the financial statements and auditor's opinion for the year ended 31 March 2024, by 28 February 2025 ('the backstop date').

The backstop date introduced by the Amendment Regulations has impeded our ability to obtain sufficient appropriate evidence upon which to form an opinion on the financial statements as there has been insufficient time to perform all necessary audit procedures.

Responsibilities of the Corporate Director - Resources for the financial statements

As explained more fully in the Statement of Responsibilities for the Statement of Accounts, the Corporate Director - Resources is responsible for the preparation of the Statement of Accounts, which includes the financial statements, in accordance with proper practices as set out in the CIPFA/LASAAC Code of Practice on Local Authority Accounting in the United Kingdom 2023/24, and for being satisfied that they give a true and fair view. The Corporate Director - Resources is also responsible for such internal control as the Corporate Director - Resources determines is necessary to enable the preparation of financial statements that are free from material misstatement, whether due to fraud or error.

The Corporate Director - Resources is required to comply with the CIPFA/LASAAC Code of Practice on Local Authority Accounting in the United Kingdom 2023/24 and prepare the financial statements on a going concern basis on the assumption that the functions of the Council will continue in operational existence for the foreseeable future. The Corporate Director - Resources is responsible for assessing each year whether or not it is appropriate for the Council and Group to prepare its accounts on the going concern basis and disclosing, as applicable, matters related to going concern.

Auditor's responsibilities for the audit of the financial statements

Our responsibility is to conduct an audit of the Council and Group's financial statements in accordance with International Standards on Auditing (UK) and to issue an auditor's report. However, because of the matter described in the Basis for Disclaimer of Opinion section of our report, we were not able to obtain sufficient appropriate audit evidence to provide a basis for an audit opinion on these financial statements. In reaching this judgement we have complied with the requirements of the Code of Audit

Practice and have had regard to the Local Audit Reset and Recovery Implementation Guidance published by the National Audit Office and endorsed by the Financial Reporting Council.

We are independent of the Council and Group in accordance with the ethical requirements that are relevant to our audit of the financial statements in the UK, including the FRC's Ethical Standard, and we have fulfilled our other ethical responsibilities in accordance with these requirements.

A further description of our responsibilities for the audit of the financial statements is located on the Financial Reporting Council's website at www.frc.org.uk/auditorsresponsibilities. This description forms part of our auditor's report.

Report on the Council's arrangements for securing economy, efficiency, and effectiveness in its use of resources

Matter on which we are required to report by exception

We are required to report to you if, in our view we are not satisfied that the Council has made proper arrangements for securing economy, efficiency and effectiveness in its use of resources for the year ended 31 March 2024.

We have nothing to report in this respect.

Responsibilities of the Council

The Council is responsible for putting in place proper arrangements to secure economy, efficiency, and effectiveness in its use of resources, to ensure proper stewardship and governance, and to review regularly the adequacy and effectiveness of these arrangements.

Auditor's responsibilities for the review of arrangements for securing economy, efficiency, and effectiveness in the use of resources

We are required under Section 20(1)(c) of the Local Audit and Accountability Act 2014 to satisfy ourselves that the Council has made proper arrangements for securing economy, efficiency, and effectiveness in its use of resources. We are not required to consider, nor have we considered, whether all aspects of the Council's arrangements for securing economy, efficiency, and effectiveness in its use of resources are operating effectively.

We have undertaken our work in accordance with the Code of Audit Practice, having regard to the guidance issued by the Comptroller and Auditor General in November 2024.

Matters on which we are required to report by exception under the Code of Audit Practice

We are required by the Code of Audit Practice to report to you if:

- we issue a report in the public interest under section 24 of the Local Audit and Accountability Act 2014;
- we make a recommendation under section 24 of the Local Audit and Accountability Act 2014; or
- we exercise any other special powers of the auditor under sections 28, 29 or 31 of the Local Audit and Accountability Act 2014.

We have nothing to report in these respects.

We are also required by the Code of Audit Practice, to give an opinion on whether other information published together with the audited financial statements, is consistent with the financial statements. Because of the matter described in the Basis for Disclaimer of Opinion section we do not express an opinion on the financial statements. We also do not express an opinion on whether other information published together with the audited financial statements is consistent with the financial statements.

Use of the audit report

This report is made solely to the Members of North Yorkshire Council, as a body, in accordance with part 5 of the Local Audit and Accountability Act 2014 and as set out in paragraph 44 of the Statement of Responsibilities of Auditors and Audited Bodies published by Public Sector Audit Appointments Limited. Our audit work has been undertaken so that we might state to the Members of the Council those matters we are required to state to them in an auditor's report and for no other purpose. To the fullest extent permitted by law, we do not accept or assume responsibility to anyone other than the Members of the Council, as a body, for our audit work, for this report, or for the opinions we have formed.

Delay in certification of completion of the audit

We cannot formally conclude the audit and issue an audit certificate until we have completed the work necessary:

- to issue our assurance statement in respect of the Council's Whole of Government Accounts consolidation pack; and
- to determine the statutory objections we received during the audit.

Mark Kirkham, Partner
For and on behalf of Forvis Mazars LLP

5th Floor
3 Wellington Place
Leeds
LS1 4AP

Xxxxxxx 2025

Independent auditor's report to the Members of North Yorkshire Council

Report on the audit of the financial statements

Opinion on the financial statements of North Yorkshire Pension Fund

We have audited the financial statements of North Yorkshire Pension Fund ('the Pension Fund') for the year ended 31 March 2024, which comprise the Fund Account for the year ended 31st March 2024, the Net Assets Statement, and notes to the financial statements, including a summary of material accounting policy information. The financial reporting framework that has been applied in their preparation is applicable law and the CIPFA/LASAAC Code of Practice on Local Authority Accounting in the United Kingdom 2023/24.

In our opinion the financial statements:

- give a true and fair view of the financial transactions of the Pension Fund during the year ended 31 March 2024, and the amount and disposition of the Pension Fund's assets and liabilities as at 31 March 2024; and
- have been properly prepared in accordance with the CIPFA/LASAAC Code of Practice on Local Authority Accounting in the United Kingdom 2023/24.

Basis for opinion

We conducted our audit in accordance with International Standards on Auditing (UK) (ISAs (UK)) and applicable law. Our responsibilities under those standards are further described in the Auditor's responsibilities section of our report. We are independent of the Council, as administering authority for the Pension Fund, in accordance with the ethical requirements that are relevant to our audit of the financial statements in the UK, including the FRC's Ethical Standard, and we have fulfilled our other ethical responsibilities in accordance with these requirements. We believe that the audit evidence we have obtained is sufficient and appropriate to provide a basis for our opinion.

Conclusions relating to going concern

In auditing the financial statements, we have concluded that the use of the going concern basis of accounting by the Corporate Director - Resources in the preparation of the financial statements is appropriate.

Based on the work we have performed, and taking into account the requirements of the CIPFA/LASAAC Code of Practice on Local Authority Accounting in the United Kingdom 2023/24, we have not identified any material uncertainties relating to events or conditions that, individually or collectively, may cast significant doubt on the Pension Fund's ability to continue as a going concern for a period of at least twelve months from when the financial statements are authorised for issue.

Our responsibilities and the responsibilities of the Corporate Director - Resources with respect to going concern are described in the relevant sections of this report.

Other information

The other information comprises the Annual Governance Statement and information included in the Statement of Accounts, other than the financial statements and our auditor's report thereon. The Corporate Director - Resources is responsible for the other information. Our opinion on the financial statements does not cover the other information and, except to the extent otherwise explicitly stated in our report, we do not express any form of assurance conclusion thereon.

In connection with our audit of the financial statements, our responsibility is to read the other information and, in doing so, consider whether the other information is materially inconsistent with the financial statements, or our knowledge obtained in the audit or otherwise appears to be materially misstated. If we identify such material inconsistencies or apparent material misstatements, we are required to determine whether there is a material

misstatement in the financial statements or a material misstatement of the other information. If, based on the work we have performed, we conclude that there is a material misstatement of this other information, we are required to report that fact.

We have nothing to report in this regard.

Responsibilities of the Corporate Director - Resources for the financial statements

As explained more fully in the Statement of the Corporate Director - Resources' Responsibilities, the Corporate Director - Resources is responsible for the preparation of the Statement of Accounts, which includes the Pension Fund's financial statements, in accordance with proper practices as set out in the CIPFA/LASAAC Code of Practice on Local Authority Accounting in the United Kingdom 2023/24, and for being satisfied that they give a true and fair view. The Corporate Director - Resources is also responsible for such internal control as the Corporate Director - Resources determines is necessary to enable the preparation of financial statements that are free from material misstatement, whether due to fraud or error.

The Corporate Director - Resources is required to comply with the CIPFA/LASAAC Code of Practice on Local Authority Accounting in the United Kingdom 2023/24 and prepare the financial statements on a going concern basis, unless the Council is informed of the intention for dissolution of the Pension Fund without transfer of services or function to another entity. The Corporate Director - Resources is responsible for assessing each year whether or not it is appropriate for the Pension Fund to prepare its accounts on the going concern basis and disclosing, as applicable, matters related to going concern.

Auditor's responsibilities for the audit of the financial statements

Our objectives are to obtain reasonable assurance about whether the Pension Fund's financial statements as a whole are free from material misstatement, whether due to fraud or error, and to issue an auditor's report that includes our opinion. Reasonable assurance is a high level of assurance but is not a guarantee that an audit conducted in accordance with ISAs (UK) will always detect a material misstatement when it exists. Misstatements can arise from fraud or error and are considered material if, individually or in the aggregate, they could reasonably be expected to influence the economic decisions of users taken on the basis of these financial statements.

The extent to which our procedures are capable of detecting irregularities, including fraud is detailed below.

Irregularities, including fraud, are instances of non-compliance with laws and regulations. We design procedures in line with our responsibilities, outlined above, to detect material misstatements in respect of irregularities, including fraud. Based on our understanding of the Pension Fund, we identified that the principal risks of non-compliance with laws and regulations related to the Public Service Pensions Act 2013, the Local Government Pension Scheme Regulations 2013 (as amended) and the Local Government Pension Scheme (Management and Investment of Funds) Regulations 2016, and we considered the extent to which non-compliance might have a material effect on the financial statements.

To help us identify instances of non-compliance with these laws and regulations, and in identifying and assessing the risks of material misstatement in respect to non-compliance, our procedures included, but were not limited to:

- inquiring with management and the Audit Committee, as to whether the Pension Fund is in compliance with laws and regulations, and discussing their policies and procedures regarding compliance with laws and regulations;
- communicating identified laws and regulations throughout our engagement team and remaining alert to any indications of non-compliance throughout our audit; and
- considering the risk of acts by the Pension Fund which were contrary to applicable laws and regulations, including fraud.

We evaluated the Corporate Director - Resources' incentives and opportunities for fraudulent manipulation of the financial statements (including the risk of override of controls) and determined that the principal risks were related to posting manual journal entries to manipulate financial performance, management bias through judgements and assumptions in significant accounting estimates, and significant one-off or unusual transactions.

Our audit procedures in relation to fraud included but were not limited to:

- making enquiries of management and the Audit Committee on whether they had knowledge of any actual, suspected or alleged fraud;
- gaining an understanding of the internal controls established to mitigate risks related to fraud;
- discussing amongst the engagement team the risks of fraud; and
- addressing the risks of fraud through management override of controls by performing journal entry testing, testing of accounting estimates and testing any unusual transactions.

There are inherent limitations in the audit procedures described above and the primary responsibility for the prevention and detection of irregularities including fraud rests with management and the Audit Committee. As with any audit, there remained a risk of non-detection of irregularities, as these may involve collusion, forgery, intentional omissions, misrepresentations or the override of internal controls.

We are also required to conclude on whether the Corporate Director - Resources use of the going concern basis of accounting in the preparation of the financial statements is appropriate. We performed our work in accordance with Practice Note 10: Audit of financial statements and regularity of public sector bodies in the United Kingdom, and Supplementary Guidance Note 01, issued by the National Audit Office in November 2024.

A further description of our responsibilities for the audit of the financial statements is located on the Financial Reporting Council's website at www.frc.org.uk/auditorsresponsibilities. This description forms part of our auditor's report.

Use of the audit report

This report is made solely to the Members of North Yorkshire Council, as a body and as administering authority for the North Yorkshire Pension Fund, in accordance with part 5 of the Local Audit and Accountability Act 2014 and as set out in paragraph 44 of the Statement of Responsibilities of Auditors and Audited Bodies published by Public Sector Audit Appointments Limited. Our audit work has been undertaken so that we might state to the Members of the Council those matters we are required to state to them in an auditor's report and for no other purpose. To the fullest extent permitted by law, we do not accept or assume responsibility to anyone other than the Members of the Council, as a body, for our audit work, for this report, or for the opinions we have formed.

Mark Kirkham, Partner
For and on behalf of Forvis Mazars LLP

Forvis Mazars
5th Floor, 3 Wellington Place
Leeds
LS1 4AP

Xxxxxxx 2025

STATEMENT OF RESPONSIBILITIES FOR THE STATEMENT OF ACCOUNTS

The Authority is required to:

- (a) make arrangements for the proper administration of its financial affairs and to ensure that one of its officers has the responsibility for the administration of those affairs. In this Authority, that officer is the Corporate Director – Resources;
- (b) manage its affairs to secure economic, efficient and effective use of resources and to safeguard its assets; and
- (c) approve the Statement of Accounts.

The Corporate Director – Resources is responsible for the preparation of the Authority's Statement of Accounts in accordance with proper practices set out in the CIPFA/LASAAC Code of Practice on Local Authority Accounting in the United Kingdom ('the Code').

In preparing this Statement of Accounts, the Corporate Director – Resources has:

- (a) selected suitable accounting policies and then applied them consistently;
- (b) made judgements and estimates that were reasonable and prudent; and
- (c) complied with the local authority Code.

The Corporate Director – Resources has also:

- (a) kept proper accounting records which were up to date;
- (b) taken reasonable steps for the prevention and detection of fraud and other irregularities;
- (c) assessed the Authority's and the Group's ability to continue as a going concern, disclosing, as applicable, matters related to going concern;
- (d) used the going concern basis of accounting on the assumption that the functions of the Authority and the Group will continue in operational existence for the foreseeable future; and
- (e) maintained such internal control as they determine is necessary to enable the preparation of financial statements that are free from material misstatement, whether due to fraud or error.

CERTIFICATE OF THE CORPORATE DIRECTOR – RESOURCES

I certify that the Statement of Accounts 2023/24 presents a true and fair view of the financial position of the Council and the North Yorkshire Pension Fund at the accounting date and their income and expenditure for the year ended 31st March 2024.

Gary Fielding
Corporate Director – Resources
XXrd XXXX 2025

Co-signed by,
Richard Flinton
Chief Executive
XXrd XXXX 2025

CERTIFICATE OF THE AUDIT COMMITTEE

I confirm that these Accounts were approved by the Audit Committee on XXrd XXXX 2025 following completion of the External Audit.

Chair of the Audit Committee
(to be signed at the XXrd XXXX 2025 Audit Committee Meeting)

STATEMENT OF ACCOUNTING POLICIES

1. General

The purpose of this statement is to explain the basis for the recognition, measurement and disclosure of transactions and other events in the Accounts.

The authority is required to prepare an annual statement of accounts by the Accounts and Audit Regulations 2015. These Accounts have been prepared in accordance with *The Code of Practice on Local Authority Accounting in the United Kingdom 2023/24 (The Code)*: issued by the Chartered Institute of Public Finance and Accountancy (CIPFA). The Code has adopted International Financial Reporting Standards (IFRS) for financial statements produced since 2010/11. The accounting policies adopted have been used consistently throughout the current and prior period unless stated otherwise. Any significant non-compliance with The Code is disclosed as part of the relevant financial statement.

The accounting convention adopted in the statement of accounts is principally historical cost, modified by the revaluation of certain categories of property, plant and equipment and financial instruments.

The Code requires that a Local Authority's Statement of Accounts are prepared on a Going Concern basis. This means that the accounts are based on the assumption that the Council will continue in operational existence for the foreseeable future.

2. Property, Plant and Equipment

Recognition

All expenditure on the acquisition, creation or enhancement of Fixed Assets is capitalised on an accruals basis in the Accounts. Expenditure is capitalised, provided that the asset yields benefits to the Council, for a period of more than one year, and it meets the accepted definition of capital expenditure in line with IAS 16 Property, Plant and Equipment. This excludes expenditure on routine repairs and maintenance which is charged direct to revenue. A de-minimis level of £20k has been adopted by the Council in relation to capital expenditure.

Measurement

Assets are initially measured at cost, comprising all expenditure directly attributable to bringing the asset into working condition for its intended use. Borrowing costs incurred whilst assets are under construction are not capitalised. Assets are valued on the basis required by The Code and in accordance with the Appraisal and Valuation Standard issued by The Royal Institution of Chartered Surveyors (RICS). Asset Valuations are carried out on an agreed on-going basis by an external land and property consultancy organisation.

Assets are classified into the groupings required by The Code with assets being valued on the following basis:-

- Land and Buildings (other property) are included in the Balance Sheet at Current Value, net of any subsequent depreciation. Current value is determined as the amount that would be paid for the asset in its existing use (existing use value) for assets for which there is an active market (e.g. offices) and Depreciated Replacement Cost (DRC) for assets for which there is not an active market (e.g. schools). Where there is an active market, current value is defined as the price that would be received to sell an asset in an orderly transaction between market participants at the measurement date. Land and Buildings are re-valued sufficiently regularly to ensure that their carrying amount is not materially different from their current value at the year end, but as a minimum every five years;

- Council dwellings are included in the Balance Sheet at their existing use value for social housing (EUV-SH);
- Surplus assets are not used for direct service provision but do not yet meet the strict criteria to be classified as assets held for sale. The current value measurement basis is fair value, based on the price that would be received to sell an asset in its highest and best use in an orderly transaction between market participants at the measurement date;
- The vehicles, plant, furniture and equipment recognised were either purchased outright and are all valued at depreciated historical cost as a proxy for current value due to the assets having short useful lives or low values (or both), or leased in as finance leases under sale and leaseback arrangements and included at the present value of the minimum lease payments;
- Assets under the course of construction are measured at historic cost.

A full Revaluation of Property is undertaken on a five year “rolling programme”. A desk top review of property not being revalued in any given year is also undertaken annually to ensure valuations reflect a true and current view of the carrying value of assets at the Balance Sheet date.

Council Dwellings are fully revalued as part of a five-year programme to comply with Resource Accounting for the Housing Revenue Account. In the intervening years the portfolio is subject to annual 'desk top reviews' with material changes being reflected in the year in which they occur. The next full revaluation is due as at April 2025

A Revaluation Reserve for those Assets recorded at current value is held in the Balance Sheet made up of unrealised revaluation gains relating to individual Assets, with movements in valuations being managed at an individual asset level. Any decreases in value of an asset are recorded against the revaluation reserve to the extent that a balance of accumulated gains is recorded against the individual asset. Where the decrease in value is in excess of any balance held within the Revaluation Reserve the reduction is then charged to the relevant service line within the Comprehensive Income and Expenditure Statement.

The Revaluation Reserve contains revaluation gains recognised since 1st April 2007 only, the date of this reserve’s formal implementation. Gains arising before that date were subsequently consolidated into the Capital Adjustment Account. Movement in the valuations of properties do not impact upon the General Working Balance and are not a charge or credit to Council Tax.

Impairment

Assets are assessed at each year end as to whether there is any indication that an asset may be impaired. Where indications exist and any possible differences are estimated to be material, the recoverable amount of the asset is estimated and, where this is less than the carrying amount of the asset, an impairment loss is recognised for the shortfall.

Where impairment losses are identified, they are accounted for by:-

- where there is a balance of revaluation gains for the asset in the Revaluation Reserve, the carrying amount of the asset is written down against that balance (up to the amount of the accumulated gains); or,
- where there is no balance in the Revaluation Reserve or an insufficient balance, the carrying amount of the asset is written down against the relevant service line(s) in the Comprehensive Income and Expenditure Statement.

Where an impairment loss is reversed subsequently, the reversal is credited to the relevant service line(s) in the Comprehensive Income and Expenditure Statement, up to the amount of the original loss, adjusted for depreciation that would have been charged if the original loss had not been recognised.

Disposal and Non-Current Assets Held for Sale

When it becomes probable an Asset will be sold rather than the Council recovering the economic value through its continuing use, it is reclassified as an Asset Held for Sale. Assets Held for Sale are marketed with the expectation of disposal within 12 months of the financial period end.

The asset is revalued before reclassification and then measured at current value less costs to sell. Where there is a subsequent decrease to current value less costs to sell, the loss is charged to Other Operating Expenditure in the Comprehensive Income and Expenditure Statement. Gains in current value are recognised only up to the amount of any previous losses recognised in the Surplus or Deficit on Provision of Services. Depreciation is not charged on Assets Held for Sale.

Receipts from the disposal of Assets are accounted for on an accruals basis. When an asset is disposed of, the value of the asset in the Balance Sheet is written off to the Other Operating Expenditure line of the Comprehensive Income and Expenditure Statement, as is the disposal receipt. These amounts are not a charge or receipt to Council Tax as the cost of Fixed Assets is fully provided for under separate arrangements for capital financing. The asset value written off is appropriated to the Capital Adjustment Account, the capital receipt to the Usable Capital Receipts Unapplied Reserve, via the Movement in Reserves Statement. Any revaluation gains that have accumulated in the Revaluation Reserve are transferred to the Capital Adjustment Account.

Capital Receipts have been used to finance capital expenditure based on the policy of the Council. A proportion of receipts relating to Housing Revenue Account dwellings (buildings) is payable into a Government pool, based on a central government formula.

Depreciation

Depreciation is provided for on all Property, Plant and Equipment with a finite useful life (this can be determined at the time of acquisition or revaluation) according to the following policy:-

- Property assets are split into three specific components; Land (which is not depreciated), the Main Structure of the Building and the Mechanical and Electrical Services of the Building. Each component is depreciated separately at rates representative of their estimated remaining useful lives. This is normally between ten and fifty years.
- Vehicles, Plant, Furniture and Equipment are depreciated over a number of years depending on the nature of the asset. This is normally between four to six years.

Depreciation is calculated on a straight line basis with no residual value being assumed. Depreciation has been charged in the year of asset acquisition and also in the year of revaluation.

Depreciation is charged to the Comprehensive Income and Expenditure Statement but does not impact on Council Tax and is written off to the Capital Adjustment Account via the Movement in Reserves Statement. Where non-current assets have been re-valued the excess depreciation, above the historic cost depreciation, is transferred from the Revaluation Reserve to the Capital Adjustment Account.

2.1 Highways Infrastructure Assets

Highways infrastructure assets include carriageways, footways and cycle tracks, structures (eg bridges), street lighting, street furniture (eg illuminated traffic signals, bollards), traffic management systems and land which together form a single integrated network.

Recognition

Expenditure on the acquisition or replacement of components of the network is capitalised on an accrual basis, provided that it is probable that the future economic benefits associated with the item will flow to the authority and the cost of the item can be measured reliably.

Measurement

Highways infrastructure assets are generally measured at depreciated historical cost. However, this is a modified form of historical cost – opening balances for highways infrastructure assets were originally recorded in balance sheets at amounts of capital undischarged for sums borrowed as at 1 April (1994 England and Scotland) (1996 Wales), which was deemed at that time to be historical cost.

Where impairment losses are identified, they are accounted for by the carrying amount of the asset being written down to the recoverable amount.

Depreciation

Depreciation is provided on the parts of the highways network infrastructure assets that are subject to deterioration or depletion and by the systematic allocation of their depreciable amounts over their useful lives. Depreciation is charged on a straight-line basis.

Annual depreciation is the depreciation amount allocated each year. Infrastructure is depreciated at rates representative of their estimated remaining useful lives, covering periods of 5 to 120 years.

Disposals and derecognition

When a component of the network is disposed of or decommissioned, the carrying amount of the component in the Balance Sheet is written off to the “Other operating expenditure” line in the Comprehensive Income and Expenditure Statement, also as part of the gain or loss on disposal (i.e. netted off against the carrying value of the asset at the time of disposal).

The written off amounts of disposals are not a charge against Council Tax, as the cost of non-current assets is fully provided for under separate arrangements for capital financing. Amounts are transferred to the Capital Adjustment Account from the General Fund Balance in the Movement in Reserves Statement.

3. Heritage Assets

Heritage Assets are non-current assets that are intended to be preserved in trust for future generations because of their historical, artistic, scientific, technological, geophysical or environmental qualities. They are held and maintained principally for their contribution to knowledge and culture.

It is anticipated that any acquisition of Heritage Assets will be made by donation. Where an item is donated and it is deemed appropriate, valuations will be sought from an independent external valuer.

Heritage Assets are measured at valuation where available and the asset is recognised within the Balance Sheet. Valuations are reviewed with sufficient frequency to ensure measurement remains current.

Where the Council considers that obtaining full valuations for assets would involve a disproportionate cost in comparison to the benefits to the users of the financial statements the asset is not recognised in the Balance Sheet, but included in the accounts as a disclosure. When reported on the Balance Sheet, Heritage Assets are recognised and measured in accordance with the Council's accounting policies on Property, Plant & Equipment, and for property they are valued in accordance with the property Royal Institution of Chartered Surveyors (RICS) guidance. Other Heritage Assets, where a market value exists, the assets are valued at current market value and where no market value exists they are recognised at their insurance valuation.

Where Heritage Assets are held within the Balance Sheet, the carrying amounts will be reviewed

where there is evidence of impairment i.e. where an item has suffered physical deterioration or breakage or where doubts arise to authenticity. Any impairment is recognised in accordance with the Council's general policies on impairment.

If it is agreed to dispose of any Heritage Assets the proceeds are accounted for in accordance with the Council's general provisions relating to the disposal of Property, Plant and Equipment. Disposal proceeds are disclosed separately in the notes to the financial statements and are accounted for in accordance with statutory accounting requirements for capital receipts.

Heritage Assets are not subject to depreciation as they are considered to have indefinite lives.

4. Investment Property

Investment Properties are those that are used solely to earn rentals and/or for capital appreciation. The definition is not met if the property is used in any way to facilitate the delivery of services or production of goods or is held for sale.

Investment properties are measured initially at cost and subsequently at fair value, being the price that would be received to sell such an asset in an orderly transaction between market participants at the measurement date. Properties are not depreciated but are revalued annually according to market conditions at the year end. Gains and losses on revaluation are posted to the Financing and Investment Income and Expenditure line in the Comprehensive Income and Expenditure Statement. The same treatment is applied to gains and losses on disposal. However, revaluation and disposal gains and losses are not permitted by statutory arrangements to have an impact on the General Working Balance. The gains and losses are therefore transferred out of the General Working Balance in the Movement in Reserves Statement and allocated to the Capital Adjustment Account.

Rentals received in relation to Investment Properties are credited to the Financing and Investment Income line and result in a gain for the General Working Balance. As a non-financial asset an investment property shall be measured at highest and best use.

5. Intangible Assets

Intangible Assets represent Non-Current Assets that do not have physical substance, but are identifiable and are controlled by the Council through custodial or legal rights. All purchased Intangible Assets are capitalised at historical cost in line with The Code.

Following initial capitalisation, Intangible Assets are carried at its cost less any accumulated amortisation and any accumulated impairment loss.

In line with other Non-Current Assets, their useful economic life is determined based on the length of time that the benefit will accrue to the Council. Based on the best estimate of the useful economic life, the intangible asset is charged to the relevant service lines within the Comprehensive Income and Expenditure Statement over this period. This is for a period of up to twenty-five years on a straight line basis.

6. Charges to Revenue for non-current assets

Service Revenue Accounts, Support Services and trading accounts are charged with the following amounts to record the real cost of holding Fixed Assets throughout the year:-

- depreciation attributable to the assets used by the relevant service;

- Revaluation losses where there are no accumulated gains in the Revaluation Reserve for the impacted asset against which said losses can be written off;
- impairment losses attributable to non-current assets used by the service; and
- amortisation of intangible assets attributable to the service.

The Council does not raise Council Tax to cover depreciation, impairment loss or amortisations. The Council does, however, make an annual contribution from revenue to reduce its borrowing requirement (equal to approximately 4% of the Capital Financing Requirement). Depreciation, impairment losses, amortisation and gains or losses on the disposal of assets are therefore written out of the General Working Balance via the Movement in Reserves Statement, by way of an adjusting transaction within the Capital Adjustment Account.

7. Revenue Expenditure Funded from Capital under Statute

Revenue Expenditure Funded from Capital under Statute represents expenditure which may be properly capitalised, but which does not result in the creation of any Fixed Asset to the Council. In line with the guidance contained in The Code, this expenditure is written off to the relevant service within the Comprehensive Income and Expenditure Statement in the year the expenditure is incurred, because the Council does not control the economic benefits arising from this expenditure. Any statutory provision that allows capital resources to meet the expenditure shall be accounted for by debiting the capital adjustment account and crediting the General Fund balance and showing as a reconciling item in the Movement in Reserves Statement.

8. Long Term Investments

The Council has equity instruments designated at Fair Value through Other Comprehensive Income (FVOCI) which are its investments in non-consolidated subsidiaries and joint ventures. The Council has made an irrevocable election to designate these equity instruments as FVOCI on the basis that these are held for non-contractual benefits, not held exclusively for trading but for strategic purposes. These assets were transferred to the new category on 1 April 2018. The fair value of these long term investments is based on the principle that they do not have a quoted market price in an active market and there are no future plans to sell these investments in the Council's companies and joint ventures.

Other long term investments, in the form of simple deposits with banks / building societies, are valued at amortised cost using the effective interest rate method, in accordance with IFRS 9.

9. Accruals of Income and Expenditure and Revenue Recognition

The Accounts of the Council are, in general, maintained on an accruals basis in accordance with recognised accounting policies. The Accounts reflect sums due to or incurred by the Council during the year, whether or not the amount has actually been received or paid in the year. Appropriate provision has been made, therefore, for Creditors and Debtors at 31st March 2024.

Activity is accounted for in the year that it takes place, not simply when cash payments are made or received.

Revenue is defined as income arising as a result of the Council's normal operating activities and where income arises from contracts with service recipients it is recognised when or as the Council has satisfied a performance obligation by transferring a promised good or service to the service recipient.

Revenue is measured as the amount of the transaction price which is allocated to that performance obligation.

Interest receivable on investments and payable on borrowings is accounted for respectively as income and expenditure on the basis of the effective interest rate for the relevant financial instrument rather than the cash flows fixed or determined by the contract unless the difference is immaterial.

Supplies are recorded as expenditure when they are consumed - where there is a gap between the date supplies are received and their consumption, they are carried as inventories on the Balance Sheet.

Expenses in relation to services received (including services provided by employees) are recorded as expenditure when the services are received rather than when payments are made.

Where revenue and expenditure have been recognised but cash has not been received or paid, a Debtor or Creditor for the relevant amount is recorded in the Balance Sheet. Where debts may not be settled, the balance of Debtors is written down and a charge made to revenue for the income that might not be collected.

10. Grants

Revenue grants are accrued and credited to income in the period in which the conditions of the grant have been complied with and there is reasonable assurance that the grant or contribution will be received. Where this is in advance of the related expenditure being incurred an Earmarked Reserve is credited to reflect the expenditure commitments in future years. Where the grant or contribution is for capital purposes then the grant income is recognised in the year it is received, although this is subject to any outstanding conditions having been met. Capital Grant income recognised in the Comprehensive Income and Expenditure Statement in advance of the related expenditure is transferred to the Capital Grants Unapplied Reserve. Amounts in the Capital Grants Unapplied Reserve are transferred to the Capital Adjustment Account once they have been applied to fund capital expenditure.

Monies advanced as grants and contributions for which conditions have not been satisfied are carried on the Balance Sheet as Creditors (Income in Advance).

This accounting treatment for grants is in accordance with IAS 20 Accounting for Government Grant.

11. VAT

Income and Expenditure transactions exclude any amounts relating to VAT as all VAT collected is payable to HM Revenue & Customs and all VAT paid is recoverable from them.

12. Leases

The Council, as lessee, has entered into leasing arrangements of both an Operating and Finance Lease nature. Where under IAS 17 Leases it is judged that substantially all of the risks and rewards incidental to the ownership of an asset have been transferred, then the lease is classified as a Finance Lease. A Finance Lease gives rise to the recognition of the Fixed Asset on the Balance Sheet together with a corresponding liability for future payments. Rental payments made under a Finance Lease are apportioned between a charge to write down the lease liability within the Balance Sheet and an element for finance charges, this is based upon the original rent payable on the lease agreement.

The Council acts as the lessor on a number of properties under Operating Lease arrangements (a lease which is not classified as a Finance Lease as described above). Rental income is credited to the cost of services on a straight-line basis over the period of the lease.

The Council has reviewed its operational contractual arrangements to determine whether any embedded leasing of assets exists within these types of arrangements.

13. Private Finance Initiative (PFI) and Service Contracts

PFI contracts are fixed term agreements whereby the Council receives a service from a PFI contractor and the responsibility for making available the Fixed Assets needed to provide the services passes to the PFI contractor. These Fixed Assets are deemed to be owned by the Council because:-

- the Council control the services that are provided under its PFI schemes for the duration of the fixed term contract; and
- ownership of the Assets pass to the Council at the end of the contract for no additional charge.

If the PFI arrangement meets the above two criteria, it is the Accounting Policy of the Council to carry the Assets used under this type of contract onto its Balance Sheet. In addition the Council recognises a liability for amounts due to the PFI operator to pay for those assets for the duration of the PFI Contract.

The Assets associated with PFI Contracts, which are recognised on the Balance Sheet are depreciated and revalued in the same way as all other Property, Plant and Equipment directly owned by the Council.

The amounts payable to the PFI contractor on an annual basis for the provision of services are referred to as Unitary Charges. The Unitary Charge is split into the following elements:-

- payment for the provision of day-to-day services during the year. These are charged to the relevant directorate service headings in the Comprehensive Income and Expenditure Statement;
- payment towards reducing the liability associated with the cost of the Asset. This is included within the annual Minimum Revenue Provision which the Council sets aside to repay external debt and liabilities; and
- interest charges on the outstanding Balance Sheet liability which are charged against Interest Payable in the Comprehensive Income and Expenditure Statement.

14. Financial Instruments

A Financial Instrument is defined as: "any contract that gives rise to a financial asset of one entity and a financial liability or equity instrument of another". Although this covers a wide range of items, the main implications are in terms of investments and borrowings.

As reflected in The Code, the accounting standard on Financial Instruments, IFRS 9 covers the concepts of recognition, measurement, presentation and disclosure.

A financial asset or liability should be recognised on the Balance Sheet when, and only when, the holder becomes a party to the contractual provision of the instrument.

Financial Assets

There are three main classes of financial assets held by the Council which are measured at:

- Amortised cost
- Fair value through profit and loss (FVPL), and
- Fair value through other comprehensive income (FVOCI)

The Council largely holds investments to collect contractual cashflows i.e. payments of interest and principal. Most of the Councils financial assets are therefore classified as amortised cost, except for those that are not solely payment of principal and interest.

Financial Assets Measured at Amortised Cost

Financial assets measured at amortised cost are recognised on the Balance Sheet when the Council becomes a party to the contractual provisions of a financial instrument and are initially measured at fair value. They are subsequently measured at their amortised cost. Annual credits to the Financing and Investment Income and Expenditure line in the Comprehensive Income and Expenditure Statement (CIES) for interest receivable are based on the carrying amount of the asset multiplied by the effective rate of interest for the instrument. For most of the financial assets held by the Council, this means that the amount presented in the Balance Sheet is the outstanding principal receivable (plus accrued interest) and interest credited to the CIES is the amount receivable for the year in the loan agreement.

Any gains and losses that arise on de-recognition of an asset are credited or debited to the Financing and Investment Income and Expenditure line in the CIES.

Financial Assets Measured at Fair Value through Profit or Loss (FVPL)

Financial assets that are measured at FVPL are recognised on the Balance Sheet when the Council becomes a party to the contractual provisions of a financial instrument and are initially measured and carried at fair value. Fair value gains and losses are recognised as they arrive in the Surplus or Deficit on the Provision of Services. The Councils current investments that fall under FVPL are in property funds and are measured at market price, as quoted market prices exist for this type of investment. As these gains or losses impact on the General Fund balance, a statutory override has been agreed with the Department for Levelling Up, Housing and Communities (DLUHC), so any loss or gain is reversed and recorded in the Financial Instruments Revaluation Reserve, unless funded from capital in which case through the Capital Adjustments Account. Any gain or loss will only be realised when the investments are sold.

IFRS 9 Financial Instruments sets out that investments in equity should be classified as fair value through profit and loss unless there is an irrevocable election to recognise changes in fair value through other comprehensive income. The Council will assess each investment that falls in to this category on an individual basis and assign an IFRS 9 category (amortised cost, FVPL or FVOCI). The assessment will be based on the underlying purpose for holding the financial instrument.

Financial Assets Measured at Fair Value through Other Comprehensive Income (FVOCI)

The Council has equity instruments designated at Fair Value through Other Comprehensive Income (FVOCI) which are its investments in non-consolidated subsidiaries and joint ventures. The Council has made an irrevocable election to designate these equity instruments as FVOCI on the basis that these are held for non-contractual benefits, not held exclusively for trading but for strategic purposes. These assets were transferred to the new category on 1 April 2018. The fair value of these long term investments is based on the principle that they do not have a quoted market price in an active market and there are no future plans to sell these investments in the Council's companies and joint ventures. Dividend income is credited to Financing and Investment Income and Expenditure in the Comprehensive Income and Expenditure Statement when it becomes receivable by the Council. If there is a change in fair value, this is posted to Other Comprehensive Income and Expenditure and is balanced by an entry in the Financial Instruments Revaluation Reserve. When the asset is de-recognised, the cumulative gain or loss previously recognised in Other Comprehensive Income and Expenditure is transferred from the Financial Instruments Revaluation Reserve and recognised in the Surplus or Deficit on the Provision of Services.

Financial Liabilities

Financial liabilities are recognised on the Balance Sheet when the Council becomes a party to the contractual provisions of a financial instrument and are initially measured at fair value and are carried at their amortised cost. Annual charges to the Financing and Investment Income and Expenditure line in the Comprehensive Income and Expenditure Statement (CIES) for interest payable are based on the carrying amount of the liability, multiplied by the effective rate of interest for the instrument. The effective interest rate is the rate that exactly discounts estimated future cash payments over the life of the instrument to the amount at which it was originally recognised. For the borrowings that the Council has, this means that the amount presented in the Balance Sheet is the outstanding principal repayable (plus accrued interest); and interest charged to the CIES is the amount payable for the year according to the loan agreement. Gains and losses (discounts and premiums) on the repurchase or early settlement of borrowing are credited and debited to the Financing and Investment Income and Expenditure line in the CIES. If the Council decides to write off these gains or losses on early repurchase / settlement then this can be done over 10 years or over the life of the new loan or over a shorter more prudent time scale. The CIES is charged with one year related costs with the rest being taken to the Financial Instruments Adjustment Account in the Balance Sheet via the Movement in Reserves Statement - General Working Balance. The accounting policy is to charge gains and losses to Net Operating Expenditure in the year of repurchase / settlement.

However, where repurchase has taken place as part of a restructuring of the loan portfolio that involves the modification or exchange of existing instruments, the premium or discount is respectively deducted from or added to the amortised cost of the new or modified loan and the write-down to the CIES is spread over the life of the loan by an adjustment to the effective interest rate. Please note that this situation has not occurred and is not reflected in the current Statement of Accounts and is unlikely to occur in the future.

Expected Credit Loss Model

The Council recognises expected credit losses on all of its financial assets held at amortised cost and these measured at Fair Value through other Comprehensive Income where relevant and where material. Expected Credit losses are measured by multiplying the total value of the investment by the financial institution's risk of default, as provided by our independent Treasury advisors.

Impairment losses are calculated to reflect the expectation that the future cash flows might not take place because the borrower or investee could default on their obligations. Credit risk plays a crucial part in assessing losses. Where risk has increased significantly since an instrument was initially recognised, losses are assessed on a lifetime basis. Where risk has not increased significantly or remains low, losses are assessed on the basis of 12-month expected losses.

Soft Loans

The Council has the power to advance loans to Voluntary Organisations at less than market rates (soft loans). When soft loans are made, a loss is recorded in the Comprehensive Income and Expenditure Statement, charged to the relevant service, for the present value of the interest that will be foregone over the life of the instrument, resulting in a lower amortised cost than the outstanding principal. Interest is credited at a marginally higher effective rate of interest than the rate receivable from the Voluntary Organisations, with the difference serving to increase the amortised cost of the loan in the Balance Sheet. Statutory provision requires that the impact of soft loans on the General Working Balance is the interest receivable for the financial year. The reconciliation of amounts debited and credited to the Comprehensive Income and Expenditure Statement to the net gain required against the General Working Balance is managed by a transfer to or from the Financial Instruments Revaluation Reserve in the Movement in Reserves Statement.

15. Inventories

Inventories have been included in the Accounts at weighted average cost price. Any obsolete and slow moving items are written off during the year and netted off against the value of the inventories shown in the Balance Sheet. No amounts are included for such items as inventories at Health and Adult Services residential homes, and inventories at special schools and outdoor education centres. It is considered that exclusion of these items does not have a material effect on the values stated.

16. Allocation of Support Services Costs

The costs of Support Services provided by Corporate Service Units have been allocated to the relevant Traded Services largely on the basis of the estimated time spent by officers. A proportion of the costs relating to the Central Services Directorate have been charged to the North Yorkshire Pension Fund in respect of the administration of the Fund.

17. Provisions, Contingent Liabilities and Contingent Assets

Provisions

Provision has been made against relevant services within the Comprehensive Income and Expenditure Statement for liabilities that have been incurred by the Council, but where the amounts or dates on which they will arise are uncertain.

Provisions are required to be recognised when the Council has a present obligation, as a result of a past event, where it is probable that a transfer of economic benefits will be required to settle the obligation and a reliable estimate can be made of the amount of the obligation, (IAS 37 Provisions, Contingent Liabilities and Contingent Assets).

When expenditure is incurred to which the provision relates, it is charged directly against the provision in the Balance Sheet and not against the Comprehensive Income and Expenditure Statement.

The estimated value and timing of settlements are reviewed at the end of each financial year. Where it becomes more likely than not that a transfer of economic benefits will not now be required (or a lower settlement than anticipated is made), the provision is reversed and credited back to the relevant service within the Income and Expenditure Statement.

Where some or all of the payment required to settle a provision is expected to be met by another third party (e.g. from an insurance claim), this is only recognised as income in the relevant service Revenue Account if it is virtually certain that reimbursement will be received if the obligation is settled.

Contingent Liabilities

A Contingent Liability arises where an event has taken place that gives the Council a possible obligation whose existence will only be confirmed by the occurrence or otherwise of uncertain future events not wholly within the control of the Council. Contingent Liabilities also arise in circumstances where a provision would otherwise be made but either it is not probable that an outflow of resources will be required or the amount of the obligation cannot be measured reliably. Contingent Liabilities are not recognised in the Balance Sheet but disclosed in a Note to the Core Financial Statements.

Contingent Assets

A Contingent Asset arises where an event has taken place that gives the Council a possible asset whose existence will only be confirmed by the occurrence or otherwise of uncertain future events not wholly within the control of the Council. Contingent Assets are not recognised in the Balance

Sheet but disclosed in a Note to the Core Financial Statements where it is probable that there will be an inflow of economic benefits or service potential.

18. Reserves

The Council maintains separate balances for the General Fund and Housing Revenue Account to or from which appropriations are made for annual surpluses or deficits.

The Council also holds reserves earmarked for specific purposes which are detailed in note 34b to 34d in the Notes to the Core Financial Statements. These reserves together with the Capital Grant Unapplied Reserve and Capital Receipts Unapplied Reserve are deemed to be distributable reserves, which can be utilised to support future expenditure.

Under arrangements for Local Management of Schools (LMS), budget allocations are made to individual establishments at the start of each financial year. Any under-spends or over-spends against budget allocations are carried forward into the following financial year's budget allocation by way of the LMS reserve.

When expenditure to be financed from a reserve is incurred, it is charged to the appropriate Service Income and Expenditure heading in that year and represents a charge against the Net Cost of Services. The reserve is then appropriated back into the General Fund Balance statement so that there is no net charge against Council Tax for the expenditure.

Non-distributable (unusable) reserves include the Revaluation Reserve, the Capital Adjustment Account, the Pension Reserve, the Accumulated Absences Reserve, Financial Instruments revaluation Reserve, DSG Adjustment Account and the Collection Fund Adjustment Account Reserve. These represent "technical non-cash" reserves which are maintained to manage the accounting processes and other statutory accounting adjustments under regulations. These reserves do not represent usable resources available to the Council or impact upon the level of local taxation and are not able to be utilised in support of service delivery.

19. Pensions

The pension liabilities of the Council are to be accounted for using IAS 19 principles. The Council participates in three different pension schemes which meet the needs of employees in particular services. The three schemes are:-

- The Local Government Pension Scheme, administered by the Council;
- The Teachers' Pension Scheme administered by Capita Teachers' Pension on behalf of the Department for Education; and
- The NHS Pension Scheme administered by the NHS Business Services Authority on behalf of the Department of Health and Social Care.

All three schemes provide members with defined benefits related to pay and service. However, the arrangements for the teachers' scheme and the NHS scheme mean that liabilities for these benefits cannot be identified specifically to the Council. These schemes are therefore accounted for as if they are defined contribution schemes and no future liability for future payments or benefits is recognised in the Balance Sheet.

The Local Government Pension Scheme

The Local Government Scheme is accounted for as a defined benefit pension scheme. In line with the accounting policies outlined in The Code, the Council has complied with the requirements of IAS 19 Employee Benefits and in particular:-

- the assets of each scheme are measured at fair value;
- the attributable liabilities of each scheme are measured on an actuarial basis;
- quoted securities and unitised securities are measured at current bid-price, unquoted securities are measured using a professional estimate;
- the scheme liabilities are discounted at a rate based upon long dated, AA rated, corporate bonds which reflects the time value of money and the characteristic of the liability;
- the deficit in the scheme is the shortfall of the value of assets over the present value of liabilities;
- the interest cost is the allowance for one year's worth of the discount on the liabilities "unwinding" as the liabilities at the start of the period are one year closer to payment;
- the current service cost is the increase in liabilities as a result of years of service earned this year – allocated in the Comprehensive Income and Expenditure Statement to the services for which the employees worked;
- remeasurement of liabilities arises from changes in financial assumptions and demographic assumptions, as well as adjustments following the detailed analysis at each triennial valuation;
- settlements and curtailments are the increase or decrease in liabilities arising from current decisions where the effect relates to years of service earned in earlier years and is charged or credited to the Net Cost of Services in the Comprehensive Income and Expenditure Statement;
- interest on assets is the expected one year's growth of the assets held at the start of the year;
- remeasurement of assets reflects the difference between actual and expected growth of assets over the year, as well as adjustments following each triennial valuation; and
- administration expenses are the costs of running the Fund attributable to the Council. In relation to retirement benefits, statutory provisions require the General Fund balance to be charged with the amount payable by the authority to the pension fund or directly to pensioners in the year, not the amount calculated according to the relevant accounting standards. In the Movement in Reserves Statement, this means that there are transfers to and from the pensions reserve to remove the notional debits and credits for retirement benefits and replace them with debits for the cash paid to the pension fund and pensioners and any such amounts payable but unpaid at the year-end. The negative balance that arises on the pensions reserve thereby measures the beneficial impact to the General Fund of being required to account for retirement benefits on the basis of cash flows rather than as benefits are earned by employees.

20. Trust Funds Administered by the Council

Trust Funds administered by the Council have not been included in the Balance Sheet, in accordance with the provisions of The Code.

21. Group Accounts

The Council has financial relationships with a number of entities and partnerships and, as a result, is required to prepare Group Accounts in addition to its main financial statements. In preparing Group Accounts the Council has followed CIPFA guidance and in general, the following policies have been applied:-

- all financial relationships within the scope of Group Accounts have been assessed;
- subsidiary company statutory accounts have been prepared under UK GAAP (FRS101), this may give rise to inconsistent accounting treatments to those applied within the Council's accounts. Where material differences in the accounting treatment applied within subsidiaries are identified the subsidiary accounts are aligned with the accounting policies of the Council prior to consolidation;
- Associates and Joint Ventures have been accounted for in line with the provisions of IAS 28 Investment in Associates and IAS 31 Interest in Joint Ventures;
- the Council has made an irrevocable election to designate these equity instruments as FVOCI on the basis that these are held for non-contractual benefits, not held exclusively for trading but for strategic purposes; and
- financial interests that do not have a material impact on the Group Accounting Statements have not been consolidated.

22. Council Tax and Non-Domestic Rates (NDR) Income

The Local Government Finance Act 2012 introduced a business rates retention scheme from 1st April 2013 that enables local authorities to retain a proportion of non-domestic rates generated in their area.

Council Tax Income

North Yorkshire Council is a billing authority and is required by statute to maintain a separate fund for the collection and distribution of amounts due in respect of council tax and non-domestic rates. The Fund's key features relevant to accounting for council tax in the core financial statements are detailed below.

In its capacity as a billing authority the Council acts as an agent: it collects and distributes Council Tax income on behalf of the major preceptors and itself. The major preceptors are North Yorkshire Police, North Yorkshire Fire and Rescue Authority and the North Yorkshire Police, Fire and Crime Commissioner.

While the Council Tax income for the year credited to the Collection Fund is the accrued income for the year, regulations determine when it should be released from the Collection Fund and transferred to the General Fund of the billing authority or paid out of the Collection Fund to major preceptors. The amount credited to the General Fund under statute is the Council's precept or demand for the year plus the Council's share of the surplus on the Collection Fund for the previous year or less its share of the deficit on the Collection fund for the previous year; and this amount may be more or less than the accrued income for the year in accordance with GAAP, although in practice the difference would usually be small.

Council Tax income included in the Comprehensive Income and Expenditure Statement for the year is the accrued income for the year. The difference between the income included in the Comprehensive Income & Expenditure Account and the amount required by regulation to be credited to the General Fund is taken to the Collection Fund Adjustment Account and included as a reconciling item in the Movement in Reserves Statement.

Since collection of Council Tax is in substance an agency arrangement, the cash collected by the Council as billing authority from Council Tax debtors belongs proportionately to the billing authority and the major preceptors. There will therefore be a debtor/creditor position between the billing

authority and each major preceptor to be recognised since the net cash paid to each major preceptor in the year will not be its share of cash collected from Council Tax payers. If the net cash paid to a major preceptor in the year is more than its proportionate share of net cash collected from Council Tax debtors/creditors in the year the Council as billing authority shall recognise a debit adjustment for the amount overpaid to the major preceptor in the year and the major preceptor shall recognise a credit adjustment for the same amount to the debtor/creditor position between them brought forward from the previous year.

If the cash paid to a major preceptor is less than its proportionate share of net cash collected in the year from Council Tax debtors/creditors the Council as billing authority shall recognise a credit adjustment for the amount underpaid to the major preceptor in the year and the major preceptor shall recognise a debit adjustment for the same amount to the debtor/creditor position between them brought forward from the previous year.

The Cash Flow Statement of the Council includes in Revenue Activities cash flows only of its own share of Council Tax net cash collected from Council Tax debtors in the year; and the amount included for precepts paid excludes amounts paid to major preceptors. The difference between the major preceptors' share of the net cash collected from Council Tax debtors and net cash paid to major preceptors as precepts and settlement of the previous year's surplus or deficit on the Collection Fund is included as a net increase/decrease in other liquid resources.

The Balance Sheet includes the Authority's share of the end of year balances in respect of council tax relating to arrears, impairment allowances for doubtful debts, overpayments and prepayments and appeals. Where debtor balances for the above are identified as impaired arising from a past event that payments due under the statutory arrangements will not be made, the asset is written down and a charge made to the taxation and non-specific grant income and expenditure line in the CIES. The impairment loss is measured as the difference between the carrying amount and the revised future cash flows.

Non-Domestic Rates (NDR) Income

With effect from 1 April 2013 the Government's localisation of business rates was introduced and the financing and accounting arrangements for NDR billing and income collection were changed. The following policy applies from 1 April 2013.

North Yorkshire Council is a billing authority and as such is required by statute to maintain a separate fund for the collection and distribution of amounts due in respect of council tax and non-domestic rates.

In its capacity as a billing authority the Council acts as an agent: it collects and distributes NDR income on behalf of the government, major preceptors and itself. The major preceptors are North Yorkshire Police, North Yorkshire Fire and Rescue Authority and the North Yorkshire Police, Fire and Crime Commissioner.

While the NDR income for the year credited to the Collection Fund is the accrued income for the year, regulations determine when it should be released from the Collection Fund and transferred to the General Fund of the billing authority or paid out of the Collection Fund to the government and major preceptors. The amount credited to the General Fund under statute is the Council's pre-determined share for the year plus the Council's share of the surplus on the Collection Fund for the previous year or less its share of the deficit on the Collection fund for the previous year; and this amount may be more or less than the accrued income for the year, although in practice the difference would usually be small.

NDR income included in the Comprehensive Income and Expenditure Statement for the year is the accrued income for the year.

The difference between the income included in the Comprehensive Income & Expenditure Account and the amount required by regulation to be credited to the General Fund is taken to the Collection Fund Adjustment Account and included as a reconciling item in the Movement in Reserves Statement.

Since collection of NDR is in substance an agency arrangement, the cash collected by the Council as billing authority from NDR debtors belongs proportionately to the billing authority, the government and the major preceptors. There will therefore be a debtor/creditor position between the billing authority and the government and each major preceptor to be recognised since the net cash paid to the government and each major preceptor in the year will not be its share of cash collected from NDR payers.

Of the net cash paid to the government and the major preceptors in the year is more or less than its proportionate share of net cash collected from NDR debtors/creditors in the year, then the Council as billing authority shall recognise either a debit or credit adjustment for the amount over or underpaid to the government and major preceptors in the year and the government and major preceptors shall recognise a credit or debit adjustment for the same amount to the debtor/creditor position between them brought forward from the previous year.

The Council's Cash Flow Statement only includes the Council's share of NDR net cash flows; and the amount included for precepts paid excludes amounts paid to the government and major preceptors. The difference between the government and major preceptors' share of the net cash collected from NDR debtors and net cash paid to the government and major preceptors is included as a net increase/decrease in other liquid resources.

The Balance Sheet includes the Authority's share of the end of year balances in respect of NDR relating to arrears, impairment allowances for doubtful debts, overpayments and prepayments and appeals. Where debtor balances for the above are identified as impaired arising from a past event that payments due under the statutory arrangements will not be made, the asset is written down and a charge made to the taxation and non-specific grant income and expenditure line in the CIES. The impairment loss is measured as the difference between the carrying amount and the revised future cash flows.

23. Cash and Cash Equivalents

Cash is represented by cash in hand and deposits with financial institutions repayable without penalty on notice of not more than 24 hours.

Cash Equivalents are short term investments that are of a highly liquid nature. The Council has deemed that deposits held within call accounts and other short term investments that have a deposit term of one month or under and are held for the purposes of meeting short term cash commitments are categorised as Cash Equivalents.

In the Cash Flow Statement, Cash and Cash Equivalents are shown net of bank overdrafts that are repayable on demand where there is a right of offset.

24. Short Term Compensated Employee Benefits

The Council in accordance with IAS 19 makes accruals for short term employee compensated absences such as untaken holiday pay and accumulated flexi time at the period end. These balances are recognised as Provisions and under statutory guidance an offsetting balance is included within the reserves section of the Balance Sheet.

Short term employee benefits are those due to be settled within 12 months of the year end. They include such benefits as wages and salaries, paid annual leave and paid sick leave, bonuses and

non-monetary benefits for current employees and are recognised as an expense for services in the year in which employees render service to the Council. An accrual is made for the cost of holiday entitlements (or any form of leave e.g. time off in lieu, flexi balances) earned by employees but not taken before the year end which employees can carry forward into the next financial year. The accrual is charged against the Provision of Services, but then reversed out through the Movement in Reserves Statement so that holiday benefits are ultimately charged to revenue in the financial year in which the holiday absence occurs.

25. Exceptional items

When items of income and expenditure are material, their nature and amount is disclosed separately, either on the face of the Comprehensive Income and Expenditure Statement or in the Notes to the Core Financial Statements, depending on how significant the items are to an understanding of the Council's financial performance.

26. Prior Period Adjustments, Changes in Accounting Policies and Estimates and Errors

Prior period adjustments may arise as a result of a change in accounting policies or to correct a material error. Changes in accounting estimates are accounted for prospectively, i.e. in the current and future years affected by the change and do not give rise to a prior period adjustment.

Changes in accounting policies are only made when required by proper accounting practices or the change provides more reliable or relevant information about the effect of transactions, other events and conditions on the Council's financial position or financial performance. Where a change is made, it is applied retrospectively (unless stated otherwise) by adjusting opening balances and comparative amounts for the prior period as if the new policy had always been applied. Material errors discovered in prior period figures are corrected retrospectively by amending opening balances and comparative amounts for the prior period.

27. Events After the Balance Sheet Date

Events after the balance sheet date are those events, both favourable and unfavourable, that occur between the end of the reporting period and the date when the Statement of Accounts is authorised for issue. Two types of events can be identified:-

- those that provide evidence of conditions that existed at the end of the reporting period - the Statement of Accounts is adjusted to reflect such events; and
- those that are indicative of conditions that arose after the reporting period - the Statement of Accounts is not adjusted to reflect such events, but where a category of events would have a material effect, disclosure is made in the notes of the nature of the events and their estimated financial effect.

Events taking place after the date of authorisation for issue are not reflected in the Statement of Accounts.

28. Jointly Controlled Operations and Jointly Controlled Assets

Jointly controlled operations are activities undertaken by the Council in conjunction with other ventures that involve the use of the assets and resources of the ventures rather than the establishment of a separate entity. The Council recognises in its Balance Sheet the assets that it controls and the liabilities that it incurs and debits and credits the Comprehensive Income and Expenditure Statement with the expenditure it incurs and the share of income it earns from the activity of the operation.

Jointly controlled assets are items of Property, Plant or Equipment that are jointly controlled by the Council and other venturers, with the assets being used to obtain benefits for the ventures. The joint venture does not necessarily involve the establishment of a separate entity. The Council accounts for only its share of the jointly controlled assets, the liabilities and expenses that it incurs on its own behalf or jointly with others in respect of its interest in the joint venture and income that it earns from the venture.

29. Schools

The Code confirms that the balance of control for Local Authority maintained schools (i.e. those categories of school identified in the School Standards and Framework Act 1998, as amended) lies with the Local Authority. The Code also stipulates that those schools' assets, liabilities, reserves and cash flows are recognised in the Local Authority financial statements (and not the Group Accounts). Therefore schools' transactions, cash flows and balances are recognised in each of the financial statements of the Council as if they were the transactions, cash flows and balances of the Council.

30. Termination Benefits

Termination benefits are amounts payable as a result of a decision by the Council to terminate an officer's employment before the normal retirement date or an officer's decision to accept voluntary redundancy in exchange for those benefits. They are charged on an accruals basis at year-end, to the appropriate service in the Comprehensive Income and Expenditure Statement at the point where either the Council can no longer withdraw the offer of those benefits or when the Council recognises costs for a restructuring. Where termination benefits involve the enhancement of pensions, the General Fund Balance is charged with the amount payable by the Council to the pension fund or pensioner in the year, not the amount calculated according to the relevant accounting standards. In the Movement in Reserves Statement, adjustments are made to and from the Pensions Reserve, to remove the notional debits and credits for pension enhancement termination benefits and replace them with debits for the cash paid to the pension fund and pensioners and any such amounts payable but unpaid at the year-end.

COMPREHENSIVE INCOME AND EXPENDITURE STATEMENT 2023/24

Year to 31st March 2024

	Expenditure	Income	Net
	£000	£000	£000
Children and Young Peoples Service	529,314	(398,172)	131,142
Environmental Services	296,860	(104,620)	192,240
Health and Adult Services	422,500	(184,329)	238,171
Resources and Central Services	261,693	(123,209)	138,484
Community Development	137,172	(63,476)	73,696
Housing Revenue Account	37,291	(40,200)	(2,909)
Corporate Miscellaneous	13,192	(26,923)	(13,731)
Cost of Services	1,698,022	(940,929)	757,093
Other Operating Expenditure			
Loss on Disposal of Property, Plant and Equipment (note 20)			10,479
Precepts of Local Precepting Authorities			<u>765</u>
			11,244
Financing and Investment Income and Expenditure			
Interest payable and similar charges (note 39b)			29,674
Interest receivable and similar income			(36,049)
Movement in fair value of financial assets			1,604
Investment Properties; revaluation and impairment (note 25)			(7,907)
(Surplus)/Deficit of trading activities (note 6)			(734)
Net interest on the net defined pension benefit liability / (asset) (note 10)			<u>(2,390)</u>
			(15,802)
Taxation and Non-Specific Grant Income			
Council Tax Income (note 7)			(425,284)
Non-Domestic Rates Income (note 8)			(126,031)
Non-Ringfenced Government Grants (note 9)			(74,753)
Capital Grants (note 9)			<u>(125,271)</u>
Taxation and Non-Specific Grant Income			<u>(751,339)</u>
(Surplus) or Deficit on Provision of Services			<u>1,196</u>

COMPREHENSIVE INCOME AND EXPENDITURE STATEMENT (continued)

	Year to 31st March 2024		
	Expenditure	Income	Net
	£000	£000	£000
(Surplus) or Deficit on Provision of Services			1,196
(Surplus) / Deficit on revaluation of Property, Plant and Equipment			0
Impairment (gains) / losses on non-current assets charged to the Revaluation Reserve			(174,937)
Remeasurements of the Net Defined Pension Benefit Liability/(asset)			<u>(1,267)</u>
Other Comprehensive Income and Expenditure			<u>(176,204)</u>
Total Comprehensive Income and Expenditure			<u><u>(175,008)</u></u>

This statement shows the accounting cost in the year of providing services in accordance with generally accepted accounting practices, rather than the amount to be funded from taxation. Authorities raise taxation to cover expenditure in accordance with statutory requirements; this may be different from the accounting cost. The taxation position is shown in both the Expenditure and Funding Analysis and the Movement in Reserves Statement.

With 2023/24 being the first year for North Yorkshire Council, prior year figures are not available for comparison.

MOVEMENT IN RESERVES STATEMENT

	General Working Balance £000 (note 34)	Housing Revenue Account £000 (note 40)	Earmarked Reserves £000 (note 34)	Major Repairs Reserve £000	Capital Receipts Unapplied Reserve £000 (note 34)	Capital Grants Reserve £000 (note 34)	Total Usable Reserves £000 (note 34)	Total Unusable Reserves £000 (note 35)	Total Authority Reserves £000
Movement in Reserves during 2023/24									
Balance at 1st April 2023	(45,529)	(21,505)	(444,172)	(4,674)	(21,700)	(80,117)	(617,697)	(2,323,532)	(2,941,229)
Total Comprehensive Expenditure and Income	1,693	(497)	0		0	0	1,196	(176,204)	(175,008)
Adjustments between accounting basis and funding basis under regulations	(19,204)	6,007	0	(4,189)	(5,485)	(39,807)	(62,678)	62,678	0
Net (Increase) / Decrease before Transfers to Earmarked Reserves	(17,511)	5,510	0	(4,189)	(5,485)	(39,807)	(61,482)	(113,526)	(175,008)
Transfers (to) / from Earmarked Reserves	7,168	(3,290)	(3,878)	0	0	0	0	0	0
(Increase) / Decrease in Year	(10,343)	2,220	(3,878)	(4,189)	(5,485)	(39,807)	(61,482)	(113,526)	(175,008)
Balance at 31st March 2024	(55,872)	(19,285)	(448,050)	(8,863)	(27,185)	(119,924)	(679,179)	(2,437,058)	(3,116,237)

This statement shows the movement from the start of the year to the end on the different reserves held by the Council, analysed into 'Usable Reserves' (ie those that can be applied to fund expenditure or reduce local taxation) and other 'Unusable Reserves'. The Movement in Reserves Statement shows how the movements in year of the Council's reserves are broken down between gains and losses incurred in accordance with generally accepted accounting practices and the statutory adjustments required to return to the amounts chargeable to Council Tax for the year. The net increase / decrease line shows the statutory General Fund balance movement in the year following those adjustments.

With 2023/24 being the first year for North Yorkshire Council, prior year figures are not available for comparison.

BALANCE SHEET AS AT 31ST MARCH 2024

1st April 2023 £000		31st March 2024 £000
2,813,369	Property, Plant and Equipment (note 18)	2,928,922
72,771	Investment Property (note 25)	75,671
10,721	Intangible Assets (note 24)	10,873
52,022	Heritage Assets (note 26)	52,019
19,960	Long Term Investments (note 29)	18,280
74,991	Long Term Debtors (note 30)	68,020
3,043,834	Long Term Assets	3,153,785
408,820	Short Term Investments (note 39a)	464,690
2,362	Inventories	2,264
208,893	Short Term Debtors (note 31)	211,363
126,665	Cash and Cash Equivalents (note 28)	94,588
4,697	Assets held for sale (note 27)	2,932
751,437	Current Assets	775,837
(62,130)	Short Term Borrowing (note 39a)	(51,506)
(218,671)	Short Term Creditors (note 32)	(174,577)
(3,650)	PFI/PPP Liability repayable within 12 months (note 12)	(4,311)
(162)	Finance Lease repayable within 12 months (note 13)	(168)
(9,813)	Provisions to be used within 12 months (note 33)	(13,584)
(12,026)	Capital Grant Receipts in Advance (note 9)	(14,969)
(306,452)	Current Liabilities	(259,115)
(7,806)	Long Term Creditors (note 23)	(15,099)
(138,961)	PFI/PPP Liability repayable in excess of 12 months (note 12)	(134,650)
(1,296)	Finance Lease repayable in excess of 12 months (note 13)	(1,132)
(13,083)	Provisions to be used in excess of 12 months (note 33)	(12,760)
(7,687)	Net Pensions Liability (note 10)	(7,357)
(367,974)	Long Term Borrowing (note 39a and 39d)	(371,113)
(10,783)	Capital Grant Receipts in Advance (note 9)	(12,159)
(547,590)	Long Term Liabilities	(554,270)
2,941,229	Net Assets	3,116,237

BALANCE SHEET AS AT 31ST MARCH 2024 (continued)

1st April 2023 £000		31st March 2024 £000
Usable Reserves		
45,529	General Working Balance (note 34a)	55,872
21,505	General Working Balance HRA (note 40)	19,285
444,172	Earmarked Reserves (note 34b)	448,050
4,674	Major Repairs Reserve (40d)	8,863
21,700	Capital Receipts Unapplied Reserve (note 34c)	27,185
80,117	Capital Grant Unapplied Reserve (note 34d)	119,924
617,697	Total Usable Reserves	679,179
Unusable Reserves		
681,258	Revaluation Reserve (note 35a)	797,307
8,005	Collection Fund Adjustment Account (note 35b)	12,137
3,403	DSG Adjustment Account (note 35g)	3,015
(537)	Financial Instruments Revaluation Reserve (note 35f)	(2,141)
(8,677)	Accumulated Absences Account (note 35c)	(6,704)
(7,687)	Pension Reserve (note 35d)	(7,357)
1,647,767	Capital Adjustment Account (note 35e)	1,640,801
2,323,532	Total Unusable Reserves	2,437,058
2,941,229	Total Reserves	3,116,237

The Balance Sheet shows the value as at the Balance Sheet date of the Assets and Liabilities recognised by the Council. The net Assets of the Council (Assets less Liabilities) are matched by the Reserves held by the Council.

Reserves are reported in two categories. The first category of Reserves are Usable Reserves, ie those Reserves that the Council may use to provide services, subject to the need to maintain a prudent level of Reserves and any statutory limitations on their use (for example the Capital Receipts Reserve that may only be used to fund Capital Expenditure or repay debt). The second category of Reserves are those that the Council is not able to use to provide services. This category of Reserves includes Reserves that hold unrealised gains and losses (for example the Revaluation Reserve), where amounts would only become available to provide services if the Assets are sold, and Reserves that hold timing differences shown in the Movement in Reserves Statement line 'Adjustments between accounting basis and funding basis under regulations'.

With 2023/24 being the first year for North Yorkshire Council, prior year figures are not available for comparison. However, consolidated opening amounts for balance sheet items are given and also disclosed further, where appropriate, in the notes to the accounts to show movements during the year.

CASH FLOW STATEMENT – YEAR ENDED 31ST MARCH 2024

	31st March 2024 £000
Net Surplus / (Deficit) on the Provision of Services - See Comprehensive Income and Expenditure Statement	(1,196)
Adjust net surplus / (deficit) on the provision of services for non cash movements	
Depreciation / Amortisation (note 34a)	149,490
Impairment and revaluations charged to the provision of services (note 34a)	50,894
Movement in Creditors (Decrease)/increase	(59,112)
Movement in Debtors Decrease/(increase)	2,443
Movement in Inventories Decrease/(increase)	98
Movement in Provisions (Decrease)/increase (note 33)	3,448
Movement in Pensions Liability	937
Carrying Amount of Non-current Assets sold (note 34a)	<u>24,463</u>
	172,661
Adjust for items included in the net deficit on the provision of services that are investing and financing activities	
Capital grants credited to the (surplus)/deficit on the provision of services (note 9)	(125,271)
Proceeds from the sale of property and other assets	<u>(8,499)</u>
	(133,770)
Net cash flows from Operating Activities	<u>37,695</u>

CASH FLOW STATEMENT (continued)

31st March
2024
£000

Net cash flows from Operating Activities **37,695**

Investing Activities

Purchase of Property, Plant and Equipment and Intangible Assets	(154,037)
Purchase of Short Term and Long Term investments	(1,506,294)
Proceeds from the Sale of Property (and other Assets)	8,499
Proceeds from Short Term and Long Term Investments	1,452,104
Other receipts for investing activities	141,757
Net cash flows from / (for) Investing Activities	(57,971)

Financing Activities

Cash receipts of Short and Long Term Borrowing	0
Other receipts from Financing Activities	(126)
Repayment of the outstanding liability of Finance Lease and similar arrangements (notes 12 and 13)	(3,808)
Repayment of Short and Long Term Borrowing	(7,867)
Other payments for Financing Activities	0
Net cash flows (from) / for Financing Activities	(11,801)

Net (Decrease) / Increase in Cash and Cash Equivalents **(32,077)**

Cash and Cash Equivalents at the beginning of the reporting period	126,665
Cash and Cash Equivalents at the end of the reporting period	94,588
	(32,077)

The Cash Flow Statement shows the changes in Cash and Cash Equivalents of the Council during the reporting period. The statement shows how the Council generates and uses Cash and Cash Equivalents by classifying Cash Flows as Operating, Investing and Financing Activities. The amount of net Cash Flows arising from Operating Activities is a key indicator of the extent to which the operations of the Council are funded by way of Taxation and Grant Income or from the recipients of services provided by the Council. Investing activities represent the extent to which cash outflows have been made for resources which are intended to contribute to the Council's future service delivery. Cash Flows arising from Financing Activities are useful in predicting claims on future Cash Flows by providers of Capital (ie borrowing) to the Council.

With 2023/24 being the first year for North Yorkshire Council, prior year figures are not available for comparison.

NOTES TO THE CORE FINANCIAL STATEMENTS

1. Prior Period Adjustments

There have been no prior period adjustments.

2. Accounting Standards that have been issued but have not yet been adopted

IFRS 16 – Leases issued in January 2016. This standard was originally expected to be adopted in the Statements of Accounts for 2020/2021 but was originally deferred and expected to be adopted in 2022/23.

However, as a result of only 9% of local authority accounts in England meeting the audit publication deadline of 30th September 2021 the Department of Levelling-up Housing and Communities asked CIPFA in December 2021 to consider ways in which the Code may ameliorate this crisis position. In response, CIPFA issued an emergency consultation on exploratory proposals for making time-limited changes to the Code and subsequently made the decision to defer the implementation of IFRS 16 until 1 April 2024. Local authorities can choose to voluntarily adopt IFRS 16 – Leases however North Yorkshire Council has not.

Other standards that have been issued but not yet adopted by the CIPFA Code of Practice include:

- Classification of Liabilities as Current or Non-current (Amendments to IAS 1) issued in January 2020. The amendments:
 - specify that an entity's right to defer settlement must exist at the end of the reporting period;
 - clarify that classification is unaffected by management's intentions or expectations about whether the entity will exercise its right to defer settlement;
 - clarify how lending conditions affect classification, and
 - clarify requirements for classifying liabilities an entity will or may settle by issuing its own equity instruments.
- Lease Liability in a Sale and Leaseback (Amendments to IFRS 16) issued in September 2022. The amendments to IFRS 16 add subsequent measurement requirements for sale and leaseback transactions;
- Non-current Liabilities with Covenants (Amendments to IAS 1) issued in October 2022. The amendments improved the information an entity provides when its right to defer settlement of a liability for at least 12 months is subject to compliance with covenants;
- International Tax Reform: Pillar Two Model Rules (Amendments to IAS 12) issued in May 2023. Pillar Two applies to multinational groups with a minimum level of turnover. The amendments introduced:
 - a temporary exception to the requirements to recognise and disclose information about deferred tax assets and liabilities related to Pillar Two income taxes, and
 - targeted disclosure requirements for affected entities.
- Supplier Finance Arrangements (Amendments to IAS 7 and IFRS 7) issued in May 2023. The amendments require an entity to provide additional disclosures about its supplier finance arrangements. The IASB developed the new requirements to provide users of financial statements with information to enable them to:

- assess how supplier finance arrangements affect an entity's liabilities and cash flows, and
- understand the effect of supplier finance arrangements on an entity's exposure to liquidity risk and how the entity might be affected if the arrangements were no longer available to it.

Any impact on the Statement of Accounts will be assessed at the time of adoption by the CIPFA Code of Practice, but based on our initial assessment we expect the adoption of the above standards to be either not relevant to the Council or that any impact will not be material except for IFRS16. The adoption of IFRS 16 from 1st April 2024 will see significant changes in the accounting for Leases and Private Finance Initiative & Public Private Partnership schemes in the 2024/25 Statement of Accounts.

3. Critical Judgements in applying Accounting Policies

In applying the accounting policies as set out at the Statement of Accounting Policies the Council has had to make critical judgements about complex transactions and those involving uncertainty about future events (sensitivity analysis relating to changes to specific critical judgements are included where appropriate) :-

- in the current economic environment there continues to be a degree of uncertainty about future levels of funding for local government. The Council continues to review the provision of services by the Authority, in response to known and forecast future funding reductions. In 2023/24 funding from Central Government (Dedicated Schools Grant, Other Specific Grants, Uniform Business Rates proceeds and Capital Grants) totalled £788.0m. A change in this funding of 1% is equivalent to £7.9m. There will be no risk to the going concern status of the council and statutory services will continue to be delivered;
- the Council, via its external valuer, has conducted an impairment review on land and property assets not being revalued in 2023/24, as set out in Disclosure Note 19 – Valuation of Non-Current Assets. As a result of this impairment review, it has been concluded no material impairment has occurred. If any material impairment had occurred, a 1% decrease in asset values would reduce the closing NBV on the Council's balance sheet by £29.3m;
- 12 schools transferred to Academy Status in 2023/24. It is the Council's policy to exclude academy schools from its Balance Sheet as it does not retain sufficient control over the schools service provision to warrant the recognition of the school as an asset. Typically the land and buildings of schools that transfer to academy status are transferred to the Academy Trust under a 125 year lease at a peppercorn rent. The value of the Council's balance sheet would have been £19.6m higher if the 12 schools had not been removed. Further schools may transfer to Academy Status in 2024/25;
- the Council does not recognise the Property of Voluntary-aided and Voluntary-controlled Schools (except where title of the land and buildings is held by the Council) located on the Balance Sheet. It has been determined that this property is held by the Trustees of the relevant schools. The voluntary aided and voluntary controlled schools had a combined NBV of £23.5m. Although the current value of these schools is not known this valuation provides an indication of the additional value that would have been recorded on the Council's balance sheet if the schools had not been removed;
- The Council irrevocably elected to carry the value of its investment in its Group Companies at amortised cost as it is not possible to revalue these investments on an annual basis because they are neither marketable or available-for-sale equity; nor is it possible to obtain a reliable market estimate of the net worth of the investments. A 1% increase in the value of these investments would equate to £45.2k.

- judgement is required to determine whether the Council can be reasonably assured that the conditions of grant and contribution income received have been met before recognising them as income in the Comprehensive Income and Expenditure Statement. Where conditions require specified expenditure to have taken place, the grant monies will not be recognised until this has happened. Equally where conditions specify that a grant or contribution must be re-paid in the event of non-expenditure, the income is not recognised until the conditions of the grant have been met; and
- The Code requires the Council to consider the classification of leases between the categories of finance and operating on an annual basis. An element of judgement is required to make the assessment in line with best practice. The Code defines a finance lease as a lease that transfers substantially all the risks and rewards incidental to ownership of an asset and the title may or may not be eventually transferred. An operating lease is defined as a lease other than a finance lease. As per disclosure note 13 – Leases, the Council currently has commitments to make payments under operating leases in future years of £23m. If 1% of the value of these commitments had been classified as finance leases, the combined total of current and long term liabilities on the Council's Balance Sheet would increase by £0.2k.

4. Assumptions Made About the Future and Other Major Sources of Uncertainty

The Statement of Accounts contains estimated figures that are based upon assumptions made by the Council about the future or that are otherwise uncertain. Estimates are made taking into account historical experience, current trends and other relevant factors.

Pension Liability

Estimation of the net liability to pay pensions depends upon a number of complex judgements relating to the discount rate used, the rate at which salaries are projected to increase, mortality rates and expected returns on pension fund assets. A firm of consulting actuaries is engaged by the Council to provide expert advice about the assumptions to be applied, these assumptions may be adjusted on a yearly basis.

A sensitivity analysis around certain assumptions has identified the following changes to the pension deficit of £7.4m would occur if alternative assumptions were to be applied:-

- a +0.1%pa increase in the discount rate to be applied would reduce the pension deficit by £38.1m;
- a +0.1%pa increase in pension payments inflation would increase the deficit by £35.7m;
- a +0.1%pa pay growth would increase the deficit by £2.4m; and
- an additional 1 year increase in life expectancy would increase the deficit by £61.9m.

Further information regarding the carrying amount of the Pension Liability as at 31 March 2024 can be found in Disclosure Note 10 - Pension Arrangements.

Property, Plant and Equipment

Assets are depreciated over the useful economic life that the asset (or components of the assets where appropriate) will be operational. The useful economic life of an individual asset is dependent upon maintaining an appropriate level of repair and maintenance expenditure on that asset. Should insufficient expenditure be incurred to properly maintain an asset then it may be the case that the useful economic life of that asset is reduced; this might give rise to an impairment or accelerated depreciation being required.

Further information regarding the carrying amount of Property, Plant and Equipment as at 31 March 2024 can be found in Disclosure Note 18 - Movement in Property, Plant and Equipment.

Valuation and Revaluations of Property Plant and Equipment

Valuation and Revaluation of Property Plant and Equipment Property (Non-Council Dwellings) is revalued over the course of a five year rolling valuation programme. Where assets are not revalued in year, they subject to an overview report, reviewing whether any indication of a material change to their valuation exists, and, where this is the case, a decision is taken by the council in consultation with its external auditors as to whether the asset/s in question are revalued in year. Assets are further reviewed annually for indicators of impairment. Judgements are required to make an assessment as to whether there is an indication for impairment. The impairment tests include whether there has been any material damage to the asset as well as an examination of capital expenditure incurred in the financial year to ascertain whether it has resulted in an increase in value or an impairment of an asset. The influence of external market factors on the value of assets are also reviewed annually. This work is undertaken by the Valuers employed by the Council. If the actual results differ from the assumptions the value of property, plant and equipment will be over or understated. This would be picked up adjusted for as part of the rolling revaluation programme.

Assets are depreciated over useful lives that are dependent on assumptions about the level of repairs and maintenance that will be incurred in relation to individual assets. If the Council fails to sustain its current maintenance programme, the useful economic life of an asset may be reduced. If the useful life of assets are reduced then depreciation increases and the carrying amount of an individual asset may fall.

The material judgement in choice of accounting policy relates to the valuation of the Council's dwellings stock. The guidance issued by the Department for Communities and Local Government permits two valuation methods: the Beacon Approach and the Discounted Cash Flow Approach. The Council has chosen the Beacon Approach which groups properties according to their type and values them accordingly at Open Market Value, then applies a multiplication factor of 41% (previously 31% prior to 2016/17) to reflect Existing Use (Social Housing), as it is felt that this more accurately reflects the value of the stock.

5. Expenditure and Funding Analysis 2023/24

	Net Expenditure Chargeable to the General Fund & HRA Balances £000	Further Movement to Earmarked Reserves £000	Net Expenditure Chargeable to the General Fund £000	Adjustments between the Funding and Accounting Basis £000	Net Expenditure in the Comprehensive Income and Expenditure Statement £000
Children and Young People's Service	108,408	(6,212)	102,196	28,946	131,142
Environmental Services	108,879	(235)	108,644	83,596	192,240
Health and Adult Services	228,842	4,259	233,101	5,070	238,171
Resources and Central Services	127,678	19,870	147,548	(9,064)	138,484
Community Development HRA	27,854	12,592	40,446	33,250	73,696
		1,321	1,321	(4,230)	(2,909)
Corporate Miscellaneous	(53,350)	(47,895)	(101,245)	87,514	(13,731)
North Yorkshire Education Services (NYES)	0	(1,018)	(1,018)	1,018	0
Net Cost of Services	548,311	(17,318)	530,993	226,100	757,093
Other Operating Income and Expenditure	0	0	0	11,244	11,244
Financing and Investment Income & Expenditure	0	0	0	(15,802)	(15,802)
Taxation and non specific income and Expenditure	(559,629)	12,446	(547,183)	(204,156)	(751,339)
(Surplus) or Deficit	(11,318)	(4,872)	(16,190)	17,386	1,196
Opening General Fund & HRA Balance			(515,880)		
Less/Plus (Surplus) or Deficit on General Fund & HRA in Year			(16,190)		
Closing General Fund Balance at 31st March 2024			(532,070)		
General Working Balance			(75,157)		
Earmarked Reserves			(448,050)		
General Fund			(8,863)		
			(532,070)		

The Expenditure and Funding Analysis demonstrates how the funding available to the Council for the year has been used in providing services in comparison with those resources consumed or earned by authorities in accordance with generally accepted accounting practices. This statement also shows how this expenditure is allocated for decision making purposes between the Council's directorates. Income and expenditure accounted for under generally accepted accounting practices is presented more fully in the Comprehensive Income and Expenditure Statement.

	Adjustments for Capital Purposes £000	Net change for the Pensions Adjustments £000	Other Differences £000	Total Adjustments £000
Adjustments from General Fund to arrive at the Comprehensive Income and Expenditure Statement amounts				
Children and Young People's Service	33,709	(580)	(4,183)	28,946
Environmental Services	107,705	285	(24,394)	83,596
Health and Adult Services	4,685	329	56	5,070
Resources and Central Services	(5,600)	443	(3,907)	(9,064)
Community Development	42,240	130	(9,120)	33,250
HRA	17,645	33	(21,908)	(4,230)
Corporate Miscellaneous	0	2,561	84,953	87,514
NYES	0	126	892	1,018
Net Cost of Services	200,384	3,327	22,389	226,100
Other Operating Income and Expenditure	10,479	0	765	11,244
Financing and Investment Income and Expenditure	0	(2,390)	(13,412)	(15,802)
Taxation and non specific income and Expenditure	0	0	(204,156)	(204,156)
Difference between General Fund surplus or deficit and Comprehensive Income and Expenditure Statement Surplus or Deficit on the Provision of Services	210,863	937	(194,414)	17,386

Segmental Income

Income received on a segmental basis is analysed below:-

	2023/24 £000
Services	
Children and Young People's Service	(387,134)
Environmental Services	(129,302)
Health and Adult Services	(190,678)
Resources and Central Services	(144,025)
Corporate Miscellaneous	(116,388)
NYES	(49,681)
Community Development	(53,406)
HRA	(42,112)
Total income analysed on a segmental basis	<u>(1,112,726)</u>

Expenditure and Income Analysed by Nature

	2023/24 £000
Expenditure	
Employee benefits expenses	564,936
Other services expenses	907,170
Depreciation, Amortisation, Impairment	219,880
Interest payments	32,031
Precepts and levies	765
Loss on the disposal of assets	<u>10,479</u>
Total expenditure	1,735,261
Income	
Fees, charges and other service income	(356,344)
Interest and investment income	(38,406)
Income from council tax, non domestic rates income	(551,315)
Government grants and contributions	(787,691)
Investment Properties	<u>(309)</u>
Total income	(1,734,065)
(Surplus) or Deficit on the Provision of Services	<u>1,196</u>

Fees, charges and other service income includes £96.9m which relates to revenue from contracts with service recipients.

Cash Flow – Operating Activities

The cash flows for operating activities, included in the above Interest payments and Income and investment Income are:-

	2023/24 £000
Interest received	(35,074)
Interest paid	29,674
Dividends received	<u>(975)</u>
Total	<u>(6,375)</u>

6. Trading Activities

The Council operates a number of trading services. Details of those services with a turnover of greater than £2m are as follows:-

Service	2023/24			
	Total Cost £000	Total Income £000	Transfer (to) / from Reserves £000	Net Surplus / (Deficit) £000
Building Cleaning Services	12,147	12,854	(707)	0
County Caterers Service	15,512	15,958	(446)	0
Maintenance and Servicing Scheme	3,310	3,520	(210)	0
NYES Digital	5,473	5,569	(96)	0
Staff Absence Scheme	2,905	3,138	(233)	0
Other Services (< £2 Million individually)	9,315	8,642	673	0
Total Results for Trading Units	<u>48,662</u>	<u>49,681</u>	<u>(1,019)</u>	<u>0</u>

During 2023/24, the Council's traded services, including insurance offered to schools, operated under the brand of North Yorkshire Education Service (NYES). This is an in-house arrangement which reflects a governance and reporting structure whereby such services are held accountable by a Board, chaired by the Council's Chief Executive.

The net surplus / deficit on each traded activity is transferred to a reserve at the end of each financial year.

Trading operations are incorporated into the Comprehensive Income and Expenditure Statement. Some trading operations are an integral part of the Council's services to the public, whilst others are support services to the Council's activities e.g. Cleaning. Where the trading activities are not integral to the Council's service obligations, the net financial position of the trading operations are identified within the Financing and Investment Income section of the Comprehensive Income and Expenditure Statement.

	31st March 2023 £000
Net (surplus)/ deficit included within Cost of Services	(395)
Net (surplus) / deficit credited to Financing and Investment Income and Expenditure	(624)
Net (surplus) / deficit on trading operations	<u>(1,019)</u>

7. Council Tax Income

Council Tax Income totalled £425.3m consisting of:-

	2023/24 £000
Receipts in year	427,730
Collection Fund Adjustment	<u>(2,446)</u>
	<u>425,284</u>

The income from Council Tax is equivalent to a basic amount of £1,759.58 for an average band D property.

8. Non-Domestic Rates

	2023/24 £000
Localised Receipts in year	91,532
Multiplier Cap	27,921
Collection Fund Adjustment	<u>6,578</u>
	<u>126,031</u>

9. Grant Income

The Council credited the following grants and contributions to the Comprehensive Income and Expenditure Statement.

Credited to Taxation and Non-specific Grant Income

Non-Ringfenced Government Grants	2023/24	
	£000	£000
Revenue Support Grant		977
Other Government Funding		
- Rural Services Delivery Grant	12,343	
- New Homes Bonus	4,332	
- Services Grant	3,435	
- Private Finance Initiative	982	
- Section 31 - NNDR	52,684	
		<u>73,776</u>
Total		<u>74,753</u>

Capital Grants	2023/24
	£000
S31 Kex Gill Grant	40,150
Local Transport Plan	28,508
Pothole Grant	15,889
Towns Fund	13,042
Other Capital Grants / Contributions	3,539
S106 Developer Contributions	7,538
Special Provision Capital Fund	7,474
School Condition Grant	3,481
Safer Roads Grant	2,960
Transforming Cities Fund Grant	<u>2,690</u>
Total	<u>125,271</u>

Revenue Grants Credited to Services	2023/24 £000
Dedicated Schools Grant	290,748
Housing Benefit Subsidy	86,640
Adult Social Care Support Grant	31,992
Public Health	23,721
Education Funding Agency	18,139
Retail Hospitality Relief	17,954
Multiplier Cap	17,806
Improved Better Care Fund Phase 1	13,912
Pupil Premium	9,744
ASC Discharge Fund / Urgent & Emergency Care Fund	9,574
Market Sustainability	9,361
Mainstream Schools Additional Grant	5,990
Household Support Grant	7,075
Teachers Pay Grant	2,132
Sustainable Warmth Grant	4,152
Universal Infant Free School Meals	3,594
Homelessness Grant	3,281
Unaccompanied Asylum Seeking Children (UASC)	3,259
Physical Education & School Sport	3,237
Homes for Ukraine	3,085
Shared Prosperity Fund	2,677
COVID-19 Test & Trace/Contain Outbreak Management Fund	2,523
Other Individual Grants <£2m	<u>30,806</u>
Total	<u>601,402</u>

The Council has received a number of grants and contributions that have yet to be recognised as income as they have conditions attached to them that will require the grant to be returned if those conditions are not met. The balances at the year-end are as follows:-

Capital Grants and Contributions Received in Advance

31st March 2024
£000

To be used within 1 year

Zero Emission Bus Regional Areas Capital Grant 2022-24	7,800
Local Electric Vehicle Infrastructure Grant	4,402
Earmarked S106/Developer Contributions	1,347
Private Contributions (Highways Schemes)	675
Other	458
District Contributions (Flood Risk Management Schemes)	187
Levelling Up Fund Grant (Catterick Garrison)	100
Total	<u>14,969</u>

To be used in excess of 1 year

Earmarked S106/Developer Contributions	10,819
Other Grants and Contributions	1,340
Total	<u>12,159</u>

Capital Grants Credited to Services

31st March 2024
£000

Disabled Facilities Grant Funded Programme	6,029
Housing Programme	3,613
School Condition Grant	2,563
Devolved Formula Capital Grant	2,305
Other	1,832
Rural Englnd Prosperity Fund	859
Towns Fund	651
Self Help Schemes (Schools)	587
S106 Developer Contributions	549
UK Shared Prosperity Fund	468
Basic Need Grant	81
Transforming Cities Fund Grant	(58)
Special Provision Capital Fund	18
Total	<u>19,497</u>

10. Pension Arrangements

As part of the terms and conditions of employment, the Council offers retirement benefits to its employees. Although these benefits will not actually be payable until employees retire, the Council has a commitment to make the payments that need to be disclosed at the time that employees earn their future entitlement. The Council participates in three different pension schemes:-

- Local Government Pension Scheme, for employees other than teachers, administered by North Yorkshire Council. This is a funded defined benefit scheme, meaning that the Council and employees pay contributions into a fund, calculated at a level intended to balance pension liabilities with investment assets;
- Teachers’ Pension Scheme, sponsored by the Department for Education (DfE). This is an unfunded defined benefit scheme, meaning that there are no investment assets built up to meet the pension liabilities, and cash has to be generated to meet actual pension payments as they eventually fall due. The Actuary is unable to individually allocate a share of assets to scheme participants; this scheme is treated on the same basis as a defined contributions scheme for the purposes of these accounts.

Any discretionary enhancements to benefits awarded by the Council remain the liability of the Council and are paid monthly in addition to the pension paid by the DfE. These costs are accounted for on a defined benefit basis and are identified separately within this note.

- NHS Pension Scheme, administered by the NHS Business Service Authority. This is an unfunded defined benefit scheme that the Council is required to account for as if it were a defined contribution scheme. This is because the Council’s obligation is limited to paying contributions as they fall due, with no obligation to pay future benefits. Contributions paid in 2023/24 were £47k. The Council estimates that contributions payable in 2024/25 will be £49k. At 31 March 2024 only 3 employees of the Council pay contributions to the NHS Pension Scheme out of an estimated 1.7million active members nationally.

The Council recognises the cost of retirement benefits in the Net Cost of Services when they are earned by employees, rather than when the benefits are eventually paid as pensions. However, the charge the Council is required to make against council tax is based on the cash payable in the

year, so the real cost of retirement benefits is reversed out (transferred) in the Movement in Reserves Statement - General Working Balance.

Further information relating to sensitivity analysis for each significant actuarial assumption is available in Disclosure Note 4 - Pensions Liability on page 52.

The following transactions have been made in the Comprehensive Income and Expenditure Statement for 2023/24:-

	Local Government Pension Scheme 2023/24 £000	Teachers' Pension Scheme 2023/24 £000	Total 2023/24 £000
Comprehensive Income and Expenditure Statement			
Net Cost of Service			
Current Service Cost	63,963	0	63,963
Past Service Cost (including curtailments)	630	0	630
Settlement Costs	0	0	0
Financing and Investment Income and Expenditure			
Net Interest Expense	(2,726)	336	(2,390)
Total post employment Benefits charged to the (Surplus) / Deficit on the Provision of Services	61,867	336	62,203
Other Post Employment Benefits charged to the Comprehensive Income and Expenditure Statement			
return on plan assets	(138,488)	0	(138,488)
experience (gain) / loss	25,760	715	26,475
actuarial (gains) / losses arising on changes in demographic assumptions	(37,288)	(217)	(37,505)
actuarial (gains) / losses arising on changes in financial assumptions	(80,406)	(66)	(80,472)
adjustment due to restriction of surplus	231,257	0	231,257
Total Post Employment Benefits charged to the Comprehensive Income and Expenditure Statement	835	432	1,267
Movement in Reserves Statement			
Reversal of Net Charge to the (Surplus) / Deficit on Provision of Services	(61,867)	(336)	(62,203)
Actual amount charged against the General Fund Balance in the Year			
Employers' contributions payable to scheme	60,168	0	60,168
Retirement benefits payable to pensioners	0	1,098	1,098
			61,266

A comparison between the Net Cost of Service and the actual amount charged against the General Fund Balance in year shows that the costs disclosed for services are £7,452k higher than the amount charged against the General Fund. This is as a result of the following:

- the Councils contributions of £60,168k to the Local Government Pension Scheme being replaced with a current service cost of £63,963k. This £3,793k adjustment equates to a 6.30% decrease in employer's pension costs;
- in addition, under IAS 19, the unfunded liability arising from enhanced teachers' pensions requires that the cost of benefits paid in the year (£1,098k) is removed from the net cost of services as it relates to periods of service prior to 2023/24;
- a past service cost including curtailments and settlements of £630k relating to decisions taken in previous financial years; and
- administration expenses of £1,931k.

Assets and Liabilities in Relation to Post-employment Benefits

Reconciliation of present value of the scheme liabilities (defined benefit obligation)

	Funded Liabilities Local Government Pension Scheme 2023/24 £m	Unfunded Liabilities Discretionary Benefits 2023/24 £m
Opening balance at 1st April	(2,381.4)	(7.7)
Current Service Cost	(64.0)	0.0
Interest Cost	(110.1)	(0.3)
Contributions by scheme participants	(20.2)	0.0
Financial Assumptions	80.4	0.1
Liability Experience	(25.8)	(0.7)
Demographic Assumptions (Gain)/Loss	37.3	0.2
Benefits Paid	102.6	1.0
Settlements / Curtailments	(0.6)	0.0
Closing Balance at 31st March	<u>(2,381.8)</u>	<u>(7.4)</u>

Reconciliation of the fair value of the scheme assets

	Funded Liabilities Local Government Pension Scheme 2023/24 £m	Unfunded Liabilities Discretionary Benefits 2023/24 £m
Opening balance at 1st April	2,409.7	0.0
Interest on Plan Assets	112.8	0.0
Remeasurement assets	138.5	0.0
Employer Contributions	60.2	1.1
Contributions by scheme participants	20.2	0.0
Settlements	0.0	0.0
Benefits Paid	(102.6)	(1.1)
Closing Balance at 31st March	<u>2,638.8</u>	<u>0.0</u>

The actual return on the scheme assets in the year was £251.3m.

The liabilities show the underlying commitments that the Council has in the long-run to pay for retirement benefits. The total net liability of £7.4m has a sustained impact on the net worth of the Council.

However, statutory arrangements for funding the deficit mean that the financial position in relation to pensions remains healthy because:-

- the deficit on the local government scheme will be made good by setting appropriate contribution rates over the remaining working life of employees, as assessed by the scheme actuary; and
- finance is only required to be raised to cover the teachers' pension enhancements when the pensions are actually due to be paid.

Basis for estimating Assets and Liabilities

Liabilities have been assessed on an actuarial basis using the projected unit method, an estimate of the pensions that will be payable in future years dependent on assumptions about mortality rates, salary levels etc. The liabilities have been assessed by AON, an independent firm of actuaries and the main assumptions used in their calculations have been:-

	31st March 2024 %
Rate of CPI inflation	2.6
Rate of increase in salaries	3.9
Rate of increase in pensions	2.6
Rate for discounting schemes liabilities	4.8
Proportion of employees opting to take a commuted lump sum (not Teachers Scheme)	50.0
	Years
Post retirement mortality assumptions	
- Male future pensioner aged 65 in 20 years time	23.0
- Female future pensioner aged 65 in 20 years time	25.6
- Male current Pensioner aged 65	22.1
- Female current Pensioner aged 65	24.6

Changes in the Local Government Pension Scheme permit employees retiring to take an increase in their lump sum payment on retirement in exchange for a reduction in their future annual pension. On the advice of our actuaries we have assumed that 50% of employees retiring will take advantage of this change to the pension scheme. When first introduced, there was a significant "one-off" reduction in the Council's liabilities which was reflected as a change in accounting policies as it affected all accrued liabilities. In subsequent years the impact of commutation is considerably smaller as it only relates to liabilities arising in the year and is included under Past Service Costs/Gains.

Assets in the North Yorkshire Pension Fund are valued at fair value, principally market value for investments. The Council's share of the assets totals £2,638.8m at 31st March 2024. The assets consist of the following categories, by proportion of the total assets held by the Fund. There are no assets in place to cover the teachers' enhanced pension liability.

The overall expected rate of return on assets is based on the strategic asset allocation of the Fund as follows:-

	31st March 2024 %
Equity investments	47.9
Government Bonds	12.4
Corporate Bonds / Other Bonds	7.3
Property	5.6
Multi Asset Credit	5.2
Other	17.3
Cash / Liquidity Assets	<u>4.3</u>
	<u>100.0</u>

Surplus / (Deficit) in the Scheme

	2023/24 £m
Present Value of defined benefit obligations	(2,389.2)
Fair Value of Scheme Assets	2,638.8
Adjustment due to restriction of surplus	<u>(257.0)</u>
Surplus/Deficit in the Scheme	<u>(7.4)</u>

Actuarial Gains and Losses

The actuarial gains / (losses) identified as movements on the Pensions Reserve in 2023/24 can be analysed into the following categories, measured as absolute amounts and as a percentage of assets or liabilities at 31st March 2024:-

	2023/24	
	£m	%
Experience adjustments on scheme assets	138.5	5.2
Experience adjustments on scheme liabilities	25.8	1.1
	<u>164.3</u>	

Further details are contained in the Statement by Consulting Actuary, copies of which are available on request from Central Services, County Hall, Northallerton, DL7 8AD.

The estimated amount of contributions expected to be paid to the Scheme during the 2024/25 financial year is £62.3m.

Teacher’s Pension Scheme

Teachers employed by the Council are members of the Teachers’ Pension Scheme, administered by Capita. It provides teachers with defined benefits upon their retirement, and the Council

contributes towards the costs by making contributions based upon a percentage of members' pensionable salaries. The policy of offering enhancements to the retirement benefits of teachers ceased in 1996/97, however, the cost of enhancements awarded prior to that date will continue to be met until those pensions cease to be paid.

In 2023/24 the Council paid £22.6m to the Teachers' Pension Agency as a contribution towards teachers' pension costs, which represents 23.6% of teachers' pensionable pay. The Council estimates that contributions payable in 2024/25 will be £23.0 million. At 31 March 2024 2,389 teachers employed by the Council are active members and contribute to the Teachers' Pension Scheme out of an estimated 713,000 active members nationally.

The scheme is a defined benefit scheme. Although the scheme is unfunded, Teachers' Pensions use a notional fund as the basis for calculating the employers' contribution rate paid by local education authorities. However, it is not possible for the Council to identify a share of the underlying liabilities in the scheme attributable to its own employees.

The Council is unable to identify the deficit of the Teachers' Pension Scheme as Central Government suspended all actuarial valuations whilst the scheme was re-designed as part of public sector pensions reform. The primary purpose of these valuations is to set the contribution rate.

The Council is responsible for the costs of any additional benefits awarded upon early retirement outside of the terms of the teachers' scheme. These benefits are fully accrued in the pensions liability as described above.

Assumptions for the Teachers' Pension Scheme are broadly in line with those for the Local Government Pension Scheme.

11. Audit Fees

In 2023/24 the Council incurred the following fees relating to external audit:-

	2023/24 £000
Fees payable to the External Auditor with regard to :-	
External audit service carried out by appointed auditor, as per the agreed scale fee - relating to 23/24 financial year	757
External audit service work carried out by appointed auditor - relating to 20/21 financial year	35
External audit service work carried out by appointed auditor - relating to 23/24 financial year	<div style="border-top: 1px solid black; border-bottom: 3px double black;">30</div>
	<div style="border-top: 1px solid black; border-bottom: 3px double black;">822</div>

12. Private Finance Initiative (Service Concessions)/Public Private Partnership

In April 2002 the Council commenced payments on a Private Finance Initiative (PFI) scheme which provides for four replacement primary schools at Barlby CP, Brotherton and Byram PS (both near Selby), Kirby Hill CE (near Boroughbridge) and Ripon Cathedral CE. The contract is for 25 years.

Brotherton and Byram CPS converted to academy status on 1st August 2015. As a result, the building value of the school has been removed from the Council Balance Sheet.

Two of the schools, Kirby Hill CEPS and Ripon Cathedral CEPS, are voluntary controlled schools. On expiry of the private finance initiative in 2027 these two school buildings will transfer to the respective Trustees of each of the schools. However, to reflect the substance of the transaction and to give consistency in approach to the PFI scheme the building values for these two schools are retained on the Council balance sheet along with that of Barlby CPS.

The associated liability for all of the schools is shown as a finance lease within the accounts.

In March 2018, the Council commenced payments on a Public Private Partnership project in conjunction with York City Council, for a Waste treatment plant provided by Amey CESPA, AWPR Ltd. The payments made by North Yorkshire Council represent 79% of the scheme, with 21% attributable to York City Council. The contract is for 25 years.

During the term of the contract, the provider is required to make facilities available in line with the agreement with approved variations adjusted through the payment mechanism where appropriate.

Upon expiry the facility will be handed to the Council in good working order. The associated asset has been recognised within Property, Plant & Equipment within the accounts, along with liabilities due over the term of the contract.

Value of PFI/PPP Assets

	2023/24		
	Schools	Waste	Total
	£000	£000	£000
Opening Balance	11,992	182,318	194,310
Adjustment	0	0	0
Depreciation	(673)	(14,730)	(15,403)
Additions	822	0	822
Revaluations	703	18,982	19,685
Disposals	0	0	0
Closing Balance	<u>12,844</u>	<u>186,570</u>	<u>199,414</u>

Forming part of the above balance are the two voluntary controlled schools which have a net book value of £6,332k. This represents the fair value of the Council's interest in the remaining term of the contract; on the expiry of the PFI arrangement in 2027, the buildings of the two voluntary controlled schools revert to the Trustees of those schools.

Value of PFI/PPP Liabilities

	2023/24		
	Schools	Waste	Total
	£000	£000	£000
Opening Balance	2,105	140,506	142,611
Payments/Repayment	(485)	(3,580)	(4,065)
Additions	0	0	0
Closing Balance	<u>1,620</u>	<u>136,926</u>	<u>138,546</u>

Payments due to be made under PFI/PPP Contracts

	Repayment of leasing liability		Payment of Interest		Lifecycle Costs		Provisions of Services		Total	
	£000	£000	£000	£000	£000	£000	£000	£000	£000	£000
Within 1 year										
Schools	529		146		0		469		1,144	
Waste	<u>3,266</u>	3,795	<u>14,564</u>	14,710	<u>1,377</u>	1,377	<u>11,685</u>	12,154	<u>30,892</u>	32,036
More than 1 year										
within 2-5 years										
Schools	676		155		111		931		1,873	
Waste	<u>14,653</u>	15,329	<u>54,436</u>	54,591	<u>9,393</u>	9,504	<u>49,941</u>	50,872	<u>128,423</u>	130,296
within 6-10 years										
Schools	0		0		0		0		0	
Waste	<u>24,704</u>	24,704	<u>58,948</u>	58,948	<u>18,196</u>	18,196	<u>70,214</u>	70,214	<u>172,062</u>	172,062
within 11-15 years										
Schools	0		0		0		0		0	
Waste	<u>50,456</u>	50,456	<u>39,005</u>	39,005	<u>12,632</u>	12,632	<u>79,839</u>	79,839	<u>181,932</u>	181,932
within 16-20 years										
Schools	0		0		0		0		0	
Waste	<u>44,262</u>	44,262	<u>8,799</u>	8,799	<u>6,910</u>	6,910	<u>67,784</u>	67,784	<u>127,755</u>	127,755
within 21-25 years										
Schools	0		0		0		0		0	
Waste	<u>0</u>	0	<u>0</u>	0	<u>0</u>	0	<u>0</u>	0	<u>0</u>	0
Total - More than 1 year										
Schools		676		155		111		931		1,873
Waste		<u>134,075</u>		<u>161,188</u>		<u>47,131</u>		<u>267,778</u>		<u>610,172</u>
		<u>134,751</u>		<u>161,343</u>		<u>47,242</u>		<u>268,709</u>		<u>612,045</u>

13. Leases

Finance Leases

The Council has a number of arrangements that are considered to be finance leases. These leases are in relation to buildings, the rental payments under these arrangements in the year were £169k.

The Council is committed to making minimum lease payments under these leases in future financial years comprising the settlement of the long term liability for the interest in the property and financing costs payable whilst the lease obligation remains outstanding.

	Finance Lease Liability 31st March 2024 £000
Long Term Liability Lease Obligation	
Within 1 year	168
Between 2 - 5 years	369
Later than 5 years	763
	<u>1,300</u>

The minimum lease payments set out in the agreements entered in to by the Council include a further £1,625k of finance costs over the remaining life of the lease. The minimum lease payments will be payable over the following periods:

	Minimum Lease Payments 31st March 2024 £000
Within 1 year	105
Between 2 - 5 years	420
Later than 5 years	2,400
	<u>2,925</u>

The following net value of assets held under finance leases are shown on the Balance Sheet.

	Finance Lease Liability 31st March 2024 £000
Property	<u>941</u>

Operating Leases

The Council utilised assets held under operating leases for Land and Buildings and Vehicles, Plant and Equipment. Payments made during the year amount to £1,586k in respect of Land and Building leases and £3,914k for Vehicles, Plant and Equipment.

The Council had commitments at the 31st March 2024 to make payments under operating leases in future financial years, comprising the following elements:-

	31st March 2024 £000
Within 1 year	5,078
Between 2 - 5 years	9,239
Later than 5 years	8,683
	<u>23,000</u>

The capital value of these operating leases is not shown on the Balance Sheet.

The Council acted as lessor and sub-lessor for various properties under cancellable agreements, these primarily comprise of County Farms and highway maintenance depots operated under a service agreement with NY Highways Limited.

Rental receipts for Land and Buildings received during the year amount to £2,061k.

14. Related Party Transactions

The Accounting Code of Practice requires the disclosure of all material transactions undertaken by the Council with a related party during the year. IAS 24 Related Party disclosures was introduced to ensure that financial statements highlight any material transactions between an organisation and its related parties. These are bodies or individuals that have the potential to control or influence the Council or to be controlled or influenced by the Council.

Members of the Council have direct control over the Council's financial and operating policies. During 2023/24, the occupation of a building rent-free was provided to one organisation in which one member had interests. Funding was provided to a community benefit society for community support and health and wellbeing in which one member had interests. £33k was provided to one organisation in which a member's spouse had an interest; this organisation also occupies a building on a peppercorn rent from the Council; the same members's spouse also has an interest in a community library which is leased from the Council. One member had an interest in an organisation that received £500 from renting it's car park to the Council. £41k was also paid to one business for services provided to the Council in which one member is a partner; the same member had interests in a community group that received £441k of funding from the Council and is a governor of a schools federation that received £16k of funding. The spouse of one councillor is an employee of the Council. Expenditure was also incurred on the security and protection of members. Contracts were entered into in full compliance with the Council's constitution. In these instances, the payments were made with proper consideration of declarations of interest. The relevant members did not take any part in any discussion or decision relating to the funding. Details of all relationships are recorded in the Register of Members' Interest.

Officers have day to day control of the running of the Council's affairs. During 2023/24 the Council provided services to an academy trust in which one Senior Officer had interests and grant funding to another organisation in which another Senior Officer had interests. It should also be noted that the Corporate Director – Resources is Treasurer to the North Yorkshire Pension Fund; the Head of Finance – External Clients and Commercial is Treasurer to the North York Moors National Park Authority.

Companies and Joint Ventures

The Council has a substantial interest in the following companies:-

- | | |
|-----------------------------------|---|
| - Align Property Partners Limited | - owning 100% of the share capital |
| - Align Property Services Limited | - owning 100% of the share capital |
| - Bracewell Homes Limited | - wholly owned company limited by guarantee (LBG) |
| - Brierley Homes Limited | - owning 100% of the share capital |
| - Brimhams Active Limited | - owning 100% of the share capital |
| - First North Law Limited | - owning 100% of the share capital |
| - Maple Park (Hambleton) LLP | - owning 99% of the share capital |
| - NY Highways | - owning 100% of the share capital |
| - NYnet Limited | - owning 100% of the share capital |
| - Veritau Limited | - owning 50% of the share capital |
| - Yorwaste Limited | - owning 78% of the issued share capital. |

The transactions between the Council and those companies where a material group relationship has been identified are eliminated in the Group Accounts financial statements.

There is also a group relationship with Yorkshire Purchasing Organisation (YPO) but, as there is not a significant level of control nor material expenditure, no consolidation adjustments have been undertaken within the Group Account statements on the grounds of it being a simple investment.

Please note that no comparative figures for the previous year are provided as North Yorkshire Council was only created on 1 April 2023.

Align Property Partners Limited:

The total value of services provided by Align Property Partners Limited in 2023/24 to the Council was £5,875k and at 31st March 2024 the trading creditor balance was £443k.

The Council provided services to Align Property Partners Limited totalling £513k of which £3k was outstanding as at 31st March 2024.

The Council provided a loan facility to Align Property Partners Limited of up to £500k of which £Nil was taken up at 31st March 2024.

Align Property Partners Limited paid the Council a dividend of £750k in 2023/24.

Align Property Services Limited:

The total value of services provided by Align Property Services Limited in 2023/24 to the Council was £165k and at 31st March 2024 the trading creditor balance was £44k.

The Council provided services to Align Property Services Limited totalling £216k of which £75k was outstanding as at 31st March 2024.

The Council provided a loan facility to Align Property Services Limited of up to £495k of which £495k was taken up at 31st March 2024.

Align Property Services Limited paid the Council a dividend of £Nil in 2023/24.

Bracewell Homes Limited:

The Council provided services to Bracewell Homes Limited totalling £40k of which £Nil was outstanding as at 31st March 2024.

The Council provided a loan facility to Bracewell Homes Limited of up to £10m of which £700k was taken up as at 31st March 2024 and therefore £111k interest was paid to the Council in 2023/24.

Brierley Homes Limited:

The total value of services provided by Brierley Homes Limited in 2023/24 to the Council was £Nil. The Council provided services to Brierley Homes Limited totalling £278k of which £218k was outstanding as at 31st March 2024.

The Council provided a loan facility to Brierley Homes Limited of up to £25m of which £16m was taken up as at 31st March 2024 and therefore £1,404k interest was paid to the Council in 2023/24.

Brimhams Active Limited:

The Council paid £2,500k to Brimhams Active Limited as a management fee for the provision of leisure services and charged £1,500k to the company for the provision of support services.

First North Law Limited:

The total value of services provided by First North Law Limited in 2023/24 to the Council was £Nil and at 31st March 2024 the trading creditor balance was £Nil. The Council provided services to First North Law Limited totalling £100k of which £31k was outstanding as at 31st March 2024.

The Council provided a loan facility to First North Law Limited of up to £250k of which £65k was taken up as at 31st March 2024 and therefore £6k interest was paid to the Council in 2023/24.

Maple Park Limited:

In 2023/24, the Council recharged £228k to Maple Park LLP to cover the time spent by the Council's operational staff working at the crematorium. The Council provided additional services to Maple Park LLP totalling £18k. The company reported a net profit of £356k of which 99% was passed to the Council.

NYnet Limited:

The total value of services provided by NYnet Limited in 2023/24 to the Council was £1,593k, and at 31st March 2024 the trading creditor balance was £33k.

The Council provided services to NYnet Limited totalling £62k in 2023/24, of which £1k was outstanding as at 31st March 2024.

The Council provided a loan facility to NYnet Limited of up to £10m in 2023/24 of which the closing balance as at 31st March 2024 was £7.9m. Interest accrued in year of £Nil on this loan.

£22.2m due to the Council from NYnet which relates to unspent funding is included in outstanding Creditors as at 31st March 2024.

NY Highways Limited:

The total value of services provided by NY Highways Limited in 2023/24 to the Council was £59.2m, and at 31st March 2024 the trading creditor balance was £5.5m. The Council provided services to NY Highways Limited totalling £8.2m, of which £3.7m was outstanding as at 31st March 2024.

The Council provided a loan facility to NY Highways Limited of up to £11m during 2023/24 of which £9.46m was taken up at 31st March 2024. Interest was received from NY Highways Limited by the Council of £1.2m in 2023/24.

Veritau Limited:

The total value of services provided by Veritau Limited in 2023/24 to the Council was £1,801k and at 31st March 2024 the trading creditor balance was £11,941k.

The Council provided services to Veritau Limited totalling £25k and at 31st March 2024, £Nil was outstanding.

Yorwaste Limited:

The total value of services, including landfill tax provided by Yorwaste Limited in 2023/24 to the Council was £35,952k and as at 31st March 2024 the trading creditor balance was £2,848k.

The Council provided services to Yorwaste Limited totalling £10,867k of which £437k was outstanding as at 31st March 2024.

The Council provided a loan to Yorwaste Limited of £3,700k of which interest was received by the Council of £334k.

Yorwaste Limited paid the Council a dividend of £Nil in 2023/24.

Yorkshire Purchasing Organisation (YPO):

The Council made payments to YPO in 2023/24 totalling £3.5m.

A dividend of £267k in relation to YPO's 2023 trading activities is reflected in the Council's 2023/24 Accounts.

Other Related Party Transactions

The UK government exerts significant influence through legislation and grant funding. The following material transactions, (over £1m), with other related parties arose, which are not disclosed elsewhere in the Statement of Accounts:-

Revenue and Capital contributions received towards jointly funded schemes; NHS bodies within North Yorkshire totalling £39.1m and made payments totalling £2.0m.

The Council provided the North Yorkshire Pension Fund administrative and support services totalling £2.1m in 2023/24.

15. Pooled Funds

Under Section 75 of the Health Act 2006, the Council has undertaken joint working arrangements with appropriate NHS bodies. Pooled funds enable the Council to address specific local health issues.

The formation of a Pooled Fund does not create a separate legal entity. The Council is involved in three distinct areas of pooled funds - the Intermediate Care (Whole Systems) Pooled Fund, Equipment Pooled Fund and the Better Care Pooled Fund. Where the Council acts as the 'host', the Council has responsibility for the financial administration of the pool. All contributions by the Council toward pooled funds have been included within the Net Cost of Services in the Comprehensive Income and Expenditure Statement.

The Intermediate Care (Whole Systems) Pooled Fund and Equipment Pooled Fund have not been itemised below as their values do not materially impact on the overall position.

The Better Care Fund (BCF)

The BCF formally operated for the first time in 2015/16 involving the Council and Integrated Care Boards (ICBs) that operate within the North Yorkshire Area. The aim of the fund is to create closer integration between health and social care to improve outcomes for patients, service users and carers. The Council is the host for the pooled fund for all areas of the County.

The Improved Better Care Fund (IBCF) was first announced in the 2015 Spending Review and is paid as a direct grant to local government, with a condition that it is pooled into the local BCF plan. The IBCF grant allocations were increased in the 2017 Spring Budget. According to the grant determination, the funding can be spent on three purposes:

- Meeting adult social care needs;
- Reducing pressures in the NHS, including supporting more people to be discharged from hospital when they are ready; and
- Ensuring that the local social care provider market is supported.

There is no requirement to spend across all three purposes, or to spend a set proportion on each. The table below shows committed funds against planned IBCF and BCF schemes. Any unspent but committed funds at the year-end have been held as a reserve.

	ICBs	NYC	DLUHC	Total
	£000	£000	£000	2023/24 £000
Contributions	52,277	2,429	22,443	77,149
Expenditure				
Schemes/Additional Costs	30,576	0	0	30,576
Protection of Social Care	18,184	0	0	18,184
Disabled Facilities Grant	0	5,115	0	5,115
Improve BCF Schemes	0	17,328	0	17,328
Discharge Fund	3,517	2,429	0	5,946
Winter Pressures Grant	0	0	0	0
Total Expenditure	<u>52,277</u>	<u>24,872</u>	<u>0</u>	<u>77,149</u>

16. Members Allowances

The total amount of members allowances including travel and other expenses paid during the year was £1,934k.

17. Disclosure of Remuneration

Regulations require the Council to disclose the number of staff receiving payments, including taxable benefits, of more than £50k in the relevant financial year.

The number of employees who receive remuneration of over £50k are as follows. Please note that these figures include (i) teachers employed directly by a school's governing body rather than by the local authority (ii) the senior employees as identified at the end of this note:-

Band (£)	2023/24		Total
	Teachers	Other	
50,000 - 54,999	133	204	337
55,000 - 59,999	69	78	147
60,000 - 64,999	62	61	123
65,000 - 69,999	42	33	75
70,000 - 74,999	34	30	64
75,000 - 79,999	12	18	30
80,000 - 84,999	11	3	14
85,000 - 89,999	3	5	8
90,000 - 94,999	3	4	7
95,000 - 99,999	3	12	15
100,000 - 104,999	4	3	7
105,000 - 109,999	1	6	7
110,000 - 114,999	1	5	6
115,000 - 119,999	0	2	2
120,000 - 124,999	1	0	1
125,000 - 129,999	0	0	0
130,000 - 134,999	0	0	0
135,000 - 139,999	0	1	1
140,000 - 144,999	0	0	0
145,000 - 149,999	0	1	1
150,000 - 154,999	0	0	0
155,000 - 159,999	0	2	2
160,000 - 164,999	0	0	0
165,000 - 169,999	0	2	2
170,000 - 174,999	0	0	0
175,000 - 179,999	0	0	0
180,000 - 184,999	0	0	0
185,000 - 189,999	0	0	0
190,000 - 194,999	0	0	0
195,000 - 199,999	0	0	0
200,000 - 204,999	0	0	0
205,000 - 209,999	0	1	1
	<u>379</u>	<u>471</u>	<u>850</u>

The Regulations also require the Council to disclose the individual remuneration details of senior employees, under the following categories:

- salary, fees and allowances;
- bonuses;
- expenses allowance;
- compensation for loss of employment;
- employer's pension contribution; and
- any other emoluments.

The regulations also require that persons whose salary is in excess of £150k per annum must be identified by name and that certain senior employees whose salary is £50k or more per year but less than £150k, must be listed individually by way of job title. Unless otherwise stated, none of the senior officers received fees, bonuses or compensation for loss of employment or any other emoluments in 2023/24. Details of Members Allowances and Expenses are published annually on the 'Councillor Allowances' page of the NYC website.

Role	Salary, Fees and Allowances	2023/24		Total Remuneration
		Expense Allowances	Pension Contributions	
Chief Executive - Richard Flinton	205,897	0	25,873	231,770
Corporate Director - Resources - Gary Fielding	169,379	0	20,935	190,314
Corporate Director - Environmental Services - Karl Battersby	169,379	0	20,935	190,314
Corporate Director - Health and Adult Services - Richard Webb	155,296	0	19,515	174,811
Corporate Director - Children and Young People's Services - Stuart Carlton	155,296	0	19,515	174,811
Corporate Director - Community Development - Nic Harne	147,151	0	18,491	165,642
Assistant Chief Executive (Legal and Democratic Services) - Barry Khan	138,656	0	17,424	156,080
Assistant Chief Executive (Local Engagement)	115,826	0	14,763	130,589
Assistant Chief Executive (Business Support & HR)	115,826	0	13,097	128,923
Director of Public Health	110,632	0	13,902	124,534
Director of Transformation	110,632	0	13,902	124,534

Page 185

18. Exit Packages / Termination Benefits

Details of the Exit Packages / Termination Benefits paid out to employees who were made redundant during the year are set out in the table below.

The table shows the total number of compulsory and other voluntary redundancies / departures and their total cost. This is broken down into incremental bands of £20k up to £100k and bands of £50k thereafter. The total costs shown include payments made to the employees plus payments made to the relevant pension funds to compensate for “strain on the fund” costs resulting from the employee’s exit and resulting pension entitlements.

The table covers all employees of the Council, including school teachers employed directly by the school’s governing body rather than by the Local Authority.

Exit Package Cost Band (£)	Number of Compulsory Redundancies 2023/24	Number of other Departures Agreed 2023/24	Total Number of Exit Packages by Cost Band 2023/24	Total Cost of Exit Packages in each Band 2023/24 £000
1-19,999	25	7	32	193
20,000-39,999	10	0	10	257
40,000-59,999	4	0	4	194
60,000-79,999	5	0	5	357
80,000-99,999	1	0	1	81
100,000-149,999	3	0	3	352
150,000-199,999	0	0	0	0
200,000-249,999	0	0	0	0
250,000-299,999	0	0	0	0
300,000-349,999	1	0	1	322
	<u>49</u>	<u>7</u>	<u>56</u>	<u>1,756</u>

19. Movement in Property, Plant and Equipment

Movements on Property, Plant and Equipment during the year 2023/24.

	Council Dwellings £000	Land and Buildings £000	Community Assets £000	Vehicles, Plant and Equipment £000	Surplus Assets £000	Assets Under Construction £000	Total £000
Cost or Valuation							
As at 1st April 2023	541,918	1,361,247	4,849	205,536	6,213	44,458	2,164,221
Additions	19,632	26,457	0	10,303	0	9,168	65,560
Disposals	(1,332)	(20,066)	0	0	0	0	(21,398)
Transfers	4,377	33,966	0	0	0	(34,772)	3,571
Revaluations / (Impairments)							
Recognised in the Revaluation Reserve	8,208	167,238	0	0	25	0	175,471
Recognised in Provision of Services	(18,841)	(97,226)	(2)	0	2	0	(116,067)
As at 31st March 2024	553,962	1,471,616	4,847	215,839	6,240	18,854	2,271,358
Depreciation and Impairments							
As at 1st April 2023	(1,950)	(79,426)	(220)	(166,840)	(131)	(14)	(248,581)
Charge for the Year	(7,849)	(49,883)	(13)	(12,058)	(41)	0	(69,844)
Disposals	0	0	0	0	0	0	0
Transfers	0	0	0	0	0	0	0
Revaluations / (Impairments)							
Recognised in the Revaluation Reserve	515	3,913	0	0	0	0	4,428
Recognised in Provision of Services	9,282	69,778	(2)	0	8	0	79,066
As at 31st March 2024	(2)	(55,618)	(235)	(178,898)	(164)	(14)	(234,931)
Balance Sheet Net Amount as at 31st March 2024	553,960	1,415,998	4,612	36,941	6,076	18,840	2,036,427

Recognised Impairment

During 2023/24 the Council recognised impairment loss of £57.5m in relation to its land and buildings and surplus assets. Impairment losses were recognised within the Comprehensive Income and Expenditure Statement under the following sections.

	2023/24 £000
Impairment losses/(gains) recognised within the (Surplus) / Deficit on Provision of Services	35,920
Impairment losses recognised in Other Comprehensive Income and Expenditure and taken to the Revaluation Reserve	21,643
	<u>57,563</u>

Movements on Infrastructure

In accordance with the Code of Practice on Local Authority Accounting this note does not include disclosure of gross cost and accumulated depreciation for infrastructure assets because historical reporting practices and resultant information deficits mean that this would not faithfully represent the asset position to the users of the financial statements.

The authority has chosen not to disclose this information as the previously reported practices and resultant information deficits mean that gross cost and accumulated depreciation are not measured accurately and would not provide the basis for the users of the financial statements to take economic or other decisions relating to infrastructure assets.

	2023/24 £000
Net book value (modified historical cost)	
As at 1st April	897,708
Additions	72,542
Derecognition	0
Depreciation	(77,758)
Impairment	0
Other movements in cost	0
Net book value as at 31st March	<u>892,492</u>

Infrastructure assets are not disclosed on the face of the Balance Sheet. Total Property, Plant and Equipment (PPE) is shown in the reconciliation table below:-

	2023/24 £000
Property Plant and Equipment Assets	2,036,432
Infrastructure Assets	<u>892,492</u>
Total PPE Assets	<u>2,928,924</u>

The authority has determined in accordance with Regulation [30M England] of the Local Authorities (Capital Finance and Accounting) (England) (Amendment) Regulations 2022 that the carrying amounts to be derecognised for infrastructure assets when there is replacement expenditure is nil.

20. Valuation of Non-Current Assets

The Council carries out a rolling programme that ensures that all Non-Current Assets that are required to be measured at current Value are revalued at least every five years.

Valuations of Land and Buildings were carried out by registered Valuers in the Council's Property Services Team and Align Property Partners, in accordance with the methodologies and bases for estimation set out in the professional standards of the Royal Institution of Chartered Surveyors. Valuations are undertaken with the approach that the valuations provided represent a true and fair value of the Assets as at 31st March 2024. The valuers have continued to exercise professional judgement and this continues to be the best information available to the Council.

In accordance with the five year rolling programme, the following asset classes were revalued in 2023/24; Special Schools, Nursery Schools, Outdoor Education Centres, General Children and Young People Services Properties, Community Centres, Waste Sites, Corporate Offices, Travellers Sites, Car Parks & Leisure Centres. This Comprises a total of £674.2m of the Council's Land and Building Portfolio as at 31st March 2024. Those properties not considered as part of the rolling programme in 2023/24 were subject to a desktop review by the Registered Valuer.

Council Dwellings are subject to a five year full inspection of the Council's Portfolio of Dwellings, with desktop reviews being performed in the intervening years. For 2023/24 a desktop review was performed, resulting in a valuation of £554.0m as at 31st March 2024.

21. Disposal of Property, Plant and Equipment

12 Schools gained Academy status during 2023/24. As a consequence the Land and Building assets of £19.6m relating to the schools were transferred to the relevant Academy Trusts and have now been removed from the Council's Balance Sheet.

In addition, the Local Authority Accounting Code of Practice requires a 'transfer of assets for no consideration' or 'loss on disposal of fixed assets' charge to be included in the Comprehensive Income and Expenditure Statement. This exceptional £19.6m loss is purely notional and does not impact on the Council's General Working Balance or Council Tax levy.

Other disposals in the year resulted in a net gain of £3.3m, of which £3.0m relates to General Fund Disposals and £0.3m relates to Housing Revenue Account Disposals.

22. Major Areas of Capital Spending

Major areas of capital spending, over £2m during 2023/24 were:-

	Actual £000
Structural Maintenance of Roads & Bridges	46,277
Housing (HRA)	21,767
Leisure	18,486
Kex Gill Realignment	13,128
Loans to Limited Companies etc	6,495
Basic Needs Schemes	6,293
Disabled Facilities Grant	6,029
Capital Maintenance Programme	5,184
Housing (Non-HRA)	4,809
Fleet	4,720
Self Help Schemes	3,542
School Condition Schemes - Modernisation	3,503
Harrogate Convention Centre	2,846
Transforming Cities Programme	2,681
T&C Roadmap 2020-25	2,322
Develved Formula Capital Grant	2,296
Coastal Protection	2,251
Industrial Unit Programme	2,214
Treadmills Development	2,112
	<hr/>
	156,955
All spending in areas below £2m	23,087
Total Capital Spending in 2023/24	<hr/> <u>180,042</u>

Committed Capital Expenditure

The Council had an approved Capital Plan for 2024/25 of £274.8m. Of this £274.8m is committed expenditure as at 1st April 2024. It should be noted, however, that this figure includes a significant element (£33.6m) relating to a number of general provisions and other schemes where legal contracts had not been exchanged by 31st March 2024.

The remaining £241.2m consisted of the following:-	Actual £000
Housing (HRA)	40,834
Structural Maintenance - Roads	32,006
Kex Gill Realignment	28,108
Harbours	17,700
Other Grant Funded Highways	17,370
Transforming Cities	16,419
Central Overheads	14,759
School Condition Programme - Modernisation	13,208
Basic Need Programme	9,702
Regeneration LUF Catterick Garrison	8,969
Regeneration Towns Fund (Scarborough)	7,487
Disabled Facilities Grant Funded Programme	4,815
Economic Development - Rural England Prosperity Fund	4,740
Structural Maintenance - Bridges	3,720
Other Funded Highways Programme	2,963
Coastal Protection	2,953
Economic Development General	2,821
Economic Development - UK Shared Prosperity Fund	2,166
Outdoor Learning Service	2,100
Regeneration General	2,006
Integrated Transport Block Provision	1,885
Flood Risk Management Programme	1,758
CYPS Strategic Priorities	1,082
Regeneration Programme for Growth (P4G Selby)	1,031
T&C Roadmap 2020-2025	561
Other Schemes (less than £100k each)	12
	<u>241,176</u>

23. Capital Expenditure, Capital Financing and the Capital Financing Requirement

The total amount of capital expenditure incurred in the year is shown in the next table (including the value of assets acquired under Finance leases and PFI contracts), together with the resources that have been used to finance it. Where capital expenditure is to be financed in future years by charges to revenue as assets are used by the Council, the expenditure results in an increase in the Capital Financing Requirement (CFR), a measure of the capital expenditure incurred historically by the Council that has yet to be financed from Revenue. The CFR is analysed in the second part of this note.

(a) Capital Expenditure and its financing2023/24
£000**Capital Investment**

Property, Plant and Equipment and Loans	158,522
Investment Properties	0
Intangible Assets	2,024
Revenue Expenditure Funded from Capital under Statute	19,496
	<u>180,042</u>

Sources of Finance

Capital receipts	
- Sale of Property, Plant and Equipment	3,362
- Repayment of Loans to Limited Companies	5,137
Government grants and other contributions	104,961
Direct Revenue Contributions	45,695
Increase in underlying need to borrow	
- supported by Government financial assistance	0
- unsupported by Government financial assistance	20,887
	<u>180,042</u>

(b) Capital Financing Requirement (CFR)

	2023/24
	£000
Opening Capital Financing requirement	715,503
Movement in year	
Increase in underlying need to borrow	20,887
MRP	
- capital spending funded by borrowing	(15,670)
- PFI contracts	(3,650)
- Finance leases	(15)
Assets acquired under PFI contracts	0
Assets acquired under Finance leases	0
Closing Capital Financing Requirement	<u>717,055</u>
Decrease/(Increase) in Capital Financing Requirement	<u>(1,552)</u>
Closing CFR consists of	
Capital spending funded by borrowing	576,794
PFI contracts	138,961
Finance leases	1,300
CFR at 31st March	<u>717,055</u>

24. Long Term Creditors

	31st March 2024	
	£000	£000
Government Entities		
Central Government Bodies	0	
Other Local Authorities	5	
NHS Bodies	<u>0</u>	5
General Creditors		4,044
(including Public Corporations and Trading Funds)		
Income in Advance		<u>11,050</u>
Total Long Term Creditors		<u>15,099</u>

25. Intangible Assets

An intangible item may meet the definition of an asset when “access to the future economic benefits” is controlled by an authority through custody or legal protection. Examples of this type of Intangible Assets within the Councils Capital Plan include:-

- Health and Adult Services partnership schemes where the Council holds nomination rights to services; and
- ICT schemes.

Details of Intangible Assets in 2023/24 are as follows:-

	31st March 2024 £000	Charge to Net Cost of Service 2023/24 £000	Capitalised 2023/24 £000	1st April 2023 £000
Extra Care and Older Peoples Resources	5,489	(450)	0	5,939
Housing Revenue Account Assets	440	(10)	0	450
Other	<u>4,944</u>	<u>(1,429)</u>	<u>2,024</u>	<u>4,349</u>
	<u>10,873</u>	<u>(1,889)</u>	<u>2,024</u>	<u>10,738</u>

The movement on Intangible Asset balances during the year is as follows:-

	2023/24 £000
Balance at start of year	
Gross carrying amount	39,508
Accumulated amortisation	<u>(28,770)</u>
	10,738
Additions	2,024
Amortisation	<u>(1,889)</u>
Balance at end of year	<u>10,873</u>
Comprising	
Gross carrying amount	41,532
Accumulated amortisation	<u>(30,659)</u>
	<u>10,873</u>

26. Investment Property

The Council has determined that County Farm properties and other commercial properties are classified as investment properties. The fair value for the farm properties (at market rents) has been based on the market approach using current market conditions and recent sales prices and other relevant information for similar assets in the local authority area, as market conditions are such that similar properties by nature are actively purchased and sold. Due to no one County Farm being exactly the same as another however, the level of unobservable inputs lead to these properties being categorised at Level 3 in the fair value hierarchy. Inputs to the valuation techniques in respect of assets and liabilities for which fair value is measured or disclosed in the Council's financial statements, including Investment Property, are categorised within the fair value hierarchy. Level 1 inputs are quoted prices (unadjusted) in active markets for identical assets or liabilities that the Council can access at the measurement date. Level 2 inputs are those other than quoted prices included within Level 1 that are observable for the asset or liability, either directly or indirectly. Level 3 are unobservable inputs for the asset or liability. Other commercial properties were purchased in a competitive open market and are valued annually at their fair value. There has been no change in the valuation techniques used during the year. The following table summarises the movement in the fair value of these properties over the year.

	2023/24 £000
Balance at start of year	72,776
Additions (subsequent expenditure)	15
Assets Transferred	(3,572)
Disposals	(1,294)
Net gain / (loss) from revaluations	<u>7,746</u>
Balance at end of year	<u>75,671</u>

The Council has no restriction on its ability to realise the value inherent in its investment property or its right to the remittance of income and the proceeds from disposal.

The following items of income and expenditure have been accounted for within the Financing and Investment Income section of the Comprehensive Income and Expenditure Statement, under Investment properties:-

	2023/24 £000
Rental Income from Investment Property	(309)
Direct operating expenses	148
Net (gain) / loss from revaluation	<u>(7,746)</u>
Total transactions relating to Investment Property	<u>(7,907)</u>

The Council has certain contractual obligations in relation to repairing and maintaining these investment properties.

27. Heritage Assets

Heritage Assets are non-current assets that are intended to be preserved in trust for future generations because of their historical, artistic, scientific, technological, geophysical or environmental qualities. They are held and maintained principally for their contribution to knowledge and culture.

Heritage Assets are measured at valuation and the asset should be recognised on the Balance Sheet when identified. An annual review is undertaken across the Council to identify any Heritage Assets.

The Council's Records Office hold a large number of archive collections, which are owned by the Council, which would meet the definition of Heritage Assets and should be classified as such.

A valuation of the items held by the Records Office has never been established and any valuation exercise would be costly and resource intensive. As a result, it was concluded that the cost of obtaining a full valuation of these assets would involve a disproportionate cost in comparison to the benefits to the users of the financial statements. The assets held by the records office are not, therefore, recognised in the Balance Sheet, but disclosed above for information.

	Cost/Valuation 1 Apr 2023	Additions	Revaluations	Cost/Valuation 31 Mar 2024
Museum pieces & Collections	15,242	0	0	15,242
Monuments, statues & sculptures	2,626	0	0	2,626
Civic Regalia	652	0	0	652
Royal Hall Harrogate	33,269	0	0	33,269
Other Buildings	233	0	(3)	230
	<u>52,022</u>	<u>0</u>	<u>(3)</u>	<u>52,019</u>

28. Current Assets Held for Sale

Assets held for Sale are those properties that are currently marketed and it is anticipated will be sold within 12 months of the reporting period.

	2023/24 £000
Balance at start of year	4,697
Disposals	<u>(1,765)</u>
Balance at end of year	<u>2,932</u>

29. Cash and Cash Equivalents

Cash and Cash Equivalents represents balances held within bank current accounts and short term investments that are of a highly liquid nature and the balance is made up of the following elements:-

	31st March 2024 £000
Bank current accounts and cash held by the Council	16,658
Short term / call deposits	<u>77,930</u>
Total Cash and Cash Equivalents	<u>94,588</u>

30. Long Term Investments

The Council holds long term investments in local authority owned companies as follows:-

	Shareholding %	£	Dividends £000
Bracewell Homes Limited	LBG	n/a	0
Brierley Homes Limited	100	100	0
Brimhams Active Limited	100	1	0
Central Northallerton Development Co Limited	50	2	0
First North Law Limited	100	100	0
Maple Park (Hambleton) Limited	99	1	0
NYnet Limited	100	1	0
Veritau Limited	50	1	0
Yorwaste Limited	78	3,517,524	0

These companies' Profit and Loss Accounts are not included as part of the Comprehensive Income and Expenditure Statement. However, any dividend income received is included as part of the Council's income for 2023/24. Similarly, these companies' Assets and Liabilities are not included in the Council's Balance Sheet on page 46 and 47.

The Council has determined, however, that it has a group relationship with the following three companies and they have therefore been incorporated into its Group Accounts on pages 124 to 139.

Brief details of these Companies are as follows:-

Name :- NYnet Limited
Business :- The provision of broadband infrastructure in North Yorkshire

Name :- Yorwaste Limited
Business :- The management, transport and disposal of waste

Name :- NY Highways Limited
Business :- The construction, maintenance and repair of highways

	NYnet Limited 31st March 2024 £000	Yorwaste Limited 31st March 2024 £000	NY Highways 31st March 2024 £000
Net Assets / (Liabilities)	(8,840)	8,211	(909)
Loans from NYC	0	3,700	9,460
Dividend Payable	0	0	0
Profit / (Loss) for the year :-			
Before Tax and Dividends	49	1,352	113
After Tax and Dividend	47	780	113

Copies of these companies' Draft Accounts are held by Central Services, County Hall, Northallerton, North Yorkshire, DL7 8AD.

The investments the Council have are as follows:-

	31st March 2024 £000
Funds and Other Local Authorities	
Property Funds	<u>13,731</u>
	13,731
Investments with Subsidiary Companies	
Yorwaste Limited	3,518
Align Property Partners Limited	500
NY Highways Limited	500
Veritau North Yorkshire Ltd	<u>31</u>
	4,549
Total Long Term Investments	<u>18,280</u>

31. Long Term Debtors

	31st March 2024 £000
Car Loans	26
Loans to Subsidiary Companies	30,413
Other Loans	3,067
Loans to Housing Association	33,600
Long Term Payments in Advance	184
Long Term Debtors	<u>730</u>
	68,020
Less: Expected Loss Provision	<u>0</u>
	<u>68,020</u>

Loan balances are increased by any new loans and reduced as a loan is repaid.

32. Short Term Debtors

	31st March 2024	
	£000	£000
Government Entities		
Central Government Bodies	27,541	
Other Local Authorities	8,481	
NHS Bodies	<u>22,989</u>	59,011
General Debtors (including Public Corporations and Trading Funds)		133,598
Payments in Advance		<u>36,569</u>
		229,178
Less: Expected Loss Provision		<u>(17,815)</u>
Total Short Term Debtors		<u>211,363</u>

33. Short Term Creditors

	31st March 2024	
	£000	£000
Government Entities		
Central Government Bodies	24,810	
Other Local Authorities	9,139	
NHS Bodies	<u>1,148</u>	35,097
General Creditors		92,163
(including Public Corporations and Trading Funds)		
Income in Advance		<u>47,317</u>
Total Short Term Creditors		<u>174,577</u>

34. Provisions

	Changes during the year				To be used			Total
	Balance as at 1st April 2023	Provision Made	Provision Used	Provision Written Down	Balance as at 31st March 2024	Within 1 year	In excess of 1 year	
	£000	£000	£000	£000	£000	£000	£000	
Insurance	7,269	3,735	(1,035)	0	9,969	3,323	6,646	9,969
Highways Advance Payments	6,825	2,992	(3,785)	0	6,032	0	6,032	6,032
Alterations & Appeals	8,577	36,059	(34,518)	0	10,118	10,118	0	10,118
Other	225	0	0	0	225	143	82	225
	<u>22,896</u>	<u>42,786</u>	<u>(39,338)</u>	<u>0</u>	<u>26,344</u>	<u>13,584</u>	<u>12,760</u>	<u>26,344</u>

Page 199

Alterations & Appeals

This provision is to cover the future loss of income following business rate appeals. It is an estimate of the amount that businesses have been overcharged up to 31 March 2024. The estimate has been calculated in two parts. Firstly, in relation to the 2010 rating list, by using the Valuation Office ratings list of appeals and historical analysis of successful appeals. Secondly, in relation to the 2017 rating list, by using the allowance included within the business rates multiplier for appeals and multiplying it by the rateable value, and then adjusting for the amendments that have so far been made to. The uncertainty about the amount and timing of any resulting economic benefits or service potential is due to the unknown nature of the number of appeals the council will receive, how many appeals will be successful, the rateable value of the businesses appealing and how many years an appeal relates to.

Highways Advance Payments

Where building work is undertaken which fronts onto a private street, a deposit under the Advance Payment Code is required from developers in respect of the cost of necessary street works. A provision is maintained in the Accounts representing deposits held where the liability of the developer has not yet been discharged. The uncertainty about the amount and timing of any resulting economic benefits or service potential is due to the length of time a developer takes to complete street works, if the works are not completed to the council's standards or if the developer ultimately decides not to progress with a development.

Insurance (Claims & Liability)

Self-funding arrangements for employer's, public liability and motor claims have been established and an insurance provision has been created for this purpose. The Council is unable to accurately determine when the longer term (to be used in excess of one year) provision will be utilised. The uncertainty

about the amount and timing of any resulting economic benefits or service potential is due to the unknown nature of any potential employer's, public liability or motor claim. It is not possible to predict the events that could lead to these claims.

Municipal Mutual Insurance (MMI) was the predominant insurer of public sector bodies, including the Council, until it stopped underwriting operations in 1992. The 1993 implementation of a 'scheme of arrangement' means that these public bodies have an exposure to MMI. Due mainly to subsequent much higher than expected levels of industrial disease type claims, MMI's deteriorating solvency position led to insolvent liquidation. As a result the Council was liable for an initial 15% levy of claims paid since 1993, which was settled in 2013/14. In addition the Council is liable to pay a 15% contribution towards all future liability claim payments and thus a residual provision is required which is based on an external review of the historical claims experience.

35. Usable Reserves

Supplementary to the Movement in Reserves Statement the following tables identify detail of the adjustments between the accounting basis and funding basis under regulations by reserve. The reserves are grouped by usable reserves and unusable reserves.

(a) General Working Balance	2023/24 £000
General Working Balance at Start of Period	(67,034)
Comprehensive Income and Expenditure charged to the General Balance	<u>1,196</u>
Adjustments between accounting basis and funding basis under regulations	
Reversal of items debited or credited to the Comprehensive Income and Expenditure Statement	
Capital Adjustment Account	
Amortisation of Intangible Assets	(1,889)
Charges for depreciation and impairment of non current assets	(147,601)
Revaluation losses on Property, Plant and Equipment	(36,997)
Impairment from Non Enhancing Capital Expenditure	(21,643)
Movements in the value of Investment Properties	7,746
Capital Grants and Contributions	144,767
Revenue Expenditure Funded from Capital under Statute	(19,496)
Carrying Value of non current assets written off on disposal	(24,463)
Pension Reserve	
Reversal of items relating to retirement benefits debited or credited to the Comprehensive Income and Expenditure Statement	(62,203)
Collection Fund Adjustment	
Amount by which council tax income credited to the Comprehensive Income and Expenditure Statement is different from council tax income calculated for the year in accordance with statutory requirements	4,132
Accumulating Short Term Compensated Absences Account	
Amount by which staff remuneration charged to the Comprehensive Income and Expenditure Statement on an accrual basis is different from that chargeable in the year in accordance with statutory requirements	1,973
Major Repairs Reserve	4,189
Financial Instruments	
Amount by which Financial Instruments held under Fair Value through Profit & Loss are subject to DLUHC statutory over-ride	(1,604)
DSG Adjustment Account	(388)
Inclusion of items not debited or credited to the Comprehensive Income and Expenditure Statement	
Capital Adjustment Account	
Statutory Provision for the financing of capital investment	19,335
Capital Expenditure charged against the General Working Balance	45,695
Transfer of sale proceeds credited as part of the gain / loss on disposal to the Comprehensive Income and Expenditure Statement	8,499
Pension Reserve	
Employer pension contributions payable in the year	61,266
Capital Receipts Reserve	5,485
Total of adjustments between accounting basis and funding basis under regulations	(13,197)
Transfers to / (from) Earmarked Reserves	<u>3,878</u>
General Working Balance at Period End	(75,157)

(b) Earmarked Reserves

	Balance 31st March 2023 £000's	Movement in year 2023/24 £000's	Balance 31st March 2024 £000's
Earmarked for Schools			
Local Management of Schools	13,913	2,199	16,112
	<u>13,913</u>	<u>2,199</u>	<u>16,112</u>
Retained for Specific Initiatives			
Strategic Resources	93,511	39,556	133,067
Superfast Broadband	26,954	4,900	31,854
LGR Reserve	32,185	(6,139)	26,046
Brexit Renamed Capital Supply Chain	10,588	11,150	21,738
Programme for Growth	13,683	6,942	20,625
Hight Needs Reserve	16,297	2,500	18,797
Capital Development Reserve	16,763	(2,021)	14,742
HAS Market Shaping	16,965	(2,577)	14,388
Insurance	12,600	1,252	13,852
Equalisation (CTax & BR)	42,172	(31,172)	11,000
Other Resource & Central Service Reserves <£2m	20,879	(10,300)	10,579
Council Investment	13,955	(4,938)	9,017
Other Corporate Reserves <£2m	16,918	(7,951)	8,967
Other Community Development Reserves <£2m	8,190	(458)	7,732
Other Environment Reserves <£2m	9,640	(427)	9,213
Section 106 Commuted Sums	5,964	1,270	7,234
NY2020 Programme Support	7,265	(789)	6,476
Council Taxpayers Reserve	13,299	(7,442)	5,857
Risk Management Reserve	5,000	0	5,000
Outdoor Learning Service Project	66	4,000	4,066
Commercial Investments Depreciation Fund	3,900	0	3,900
Other CYPS Reserves <£2m	1,791	2,024	3,815
Capital Fund	2,896	535	3,431
LA Provision for Schools Deficits	1,984	885	2,869
Extra Care	2,763	0	2,763
PFI Scheme	2,944	(196)	2,748
Stronger Communities	2,413	0	2,413
Highways Advance Payments	2,380	0	2,380
Service Improvements	2,392	(120)	2,272
	<u>406,357</u>	<u>484</u>	<u>406,840</u>
Reserves of Trading and Service Units NYES			
Trading Reserves	4,639	233	4,872
Insurances	3,611	425	4,036
	<u>8,250</u>	<u>658</u>	<u>8,908</u>
Revenue Grants and Contributions Reserve			
CYPS Miscellaneous Grants	5,418	804	6,222
Public Health	6,474	(1,348)	5,126
Civil Parking Enforcement	1,072	1,506	2,578
Other Individual Reserves <£2m	2,689	(425)	2,264
	<u>15,653</u>	<u>537</u>	<u>16,190</u>
Total Earmarked Reserves	<u>444,172</u>	<u>3,878</u>	<u>448,050</u>

Strategic Resources Reserve - This reserve is funded from in-year revenue surpluses beyond those required to top up the General Fund Working Balance and windfall resources. It is used to fund revenue budget shortfalls and, subject to available resources, specific projects.

LGR Reserve - this reserve supports the additional transitioning and transformation costs for the new unitary council.

Brexit / Capital Supply Chain Management - this reserve was initially created to help manage the council's uncertain financial risks in a post EU environment. These included risks that suppliers of services with significant exposure to workers from the EU and / or currency fluctuations will seek to recover additional costs from customers including the Council. The council continues to experience issues with its supply chain.

Superfast Broadband - this reserve supports the creation and development of superfast broadband across North Yorkshire, especially in hard to reach, rural communities.

Programme for Growth - a legacy reserve from Selby District Council funded from renewable energy business rates and provides resources for pre-agreed capital or 'one-off' revenue projects to support delivery of the Council's plan.

(c) Capital Receipts Unapplied Reserve

The Capital Receipts Unapplied Reserve records balances of monies received from capital disposals that can be retained for qualifying capital purposes, expenditure of a capital nature or repayment of long term loans.

	31st March 2024 £000
Opening Balance	21,700
Transfer of sale proceeds credited as part of the gains/loss on disposal to the Comprehensive Income and Expenditure Statement	13,984
Use of the Capital Receipts Unapplied Reserve to finance new expenditure	<u>(8,499)</u>
Closing Balance	<u>27,185</u>

(d) Capital Grants Unapplied Reserve

The Capital Grants Unapplied Reserve is required under IFRS and IAS 20 Accounting for Government Grants. The reserve holds the balances of capital grants received where the conditions of use have been met but the actual expenditure has not been incurred. This reserve is classified as a usable reserve as the balances held within this account can be utilised to fund future expenditure of a capital nature.

	2023/24 £000
Opening Balance	80,117
Adjustments between accounting basis and funding basis under regulation	
Capital Grants and Contributions Unapplied credited to the Comprehensive Income and Expenditure Statement	144,767
Application of Capital Grants and Contributions within the period and adjusted through the Capital Adjustment Account	(104,960)
Closing Balance	<u>119,924</u>

36. Unusable Reserves

(a) Revaluation Reserve

The Revaluation Reserve records the unrealised gains from the revaluation of Property, Plant and Equipment.

	2023/24 £000
Opening Balance	681,258
Asset Revaluation within Other Comprehensive Income and Expenditure Statement	179,899
Adjustment between current value depreciation and historic cost depreciation	(49,088)
Write out of revaluation on disposal; Property, Plant and Equipment	<u>(14,762)</u>
Closing Balance	<u>797,307</u>

The revaluation reserve is built up from individual balances for each asset within the Property, Plant and Equipment categories of assets. No individual asset will have a negative revaluation balance even if the overall reserve is in surplus.

The Reserve contains only revaluation gains accumulated since 1st April 2007, the date that the reserve was created; prior to this date the Capital Adjustment Account was used to record revaluation gains.

Revaluations arising on investment properties are (under IFRS) charged to the Surplus or Deficit on Provision of Services section of the Comprehensive Income and Expenditure Statement as and when they arise. Revaluation values for investment properties are therefore not held within the revaluation reserve.

(b) Collection Fund Adjustment Account

The Council Tax and Non-Domestic Rates Collection Fund Adjustment Account holds the movement between the Council Tax and Non-Domestic Rates income in the Comprehensive Income and Expenditure Statement and the amount required by regulation to be credited to the General Fund. This is included as a reconciling item in the statement of Movement in Reserves. This is an unusable reserve for the Authority.

	Council Tax £000	NNDR £000	Total £000
Balance brought forward	8,063	(58)	8,005
Movement in year	<u>(2,446)</u>	<u>6,578</u>	<u>4,132</u>
Balance carried forward	<u>5,617</u>	<u>6,520</u>	<u>12,137</u>

(c) Accumulated Absences Account

The Accumulated Absences Account is used to accrue for short term compensated absences such as holiday pay earned but not taken. This accrual is under statutory provision and does not represent a charge to the General Working Balance; this reserve holds the balance of the accrual within the unusable reserves section of the Balance Sheet.

	2023/24 £000
Balance Brought Forward	(8,677)
Movement in Year	<u>1,973</u>
Closing Balance	<u>(6,704)</u>

(d) Pension Reserve

The Pension Reserve absorbs the timing differences arising from the different arrangements for accounting for post-employment benefits and for funding benefits in accordance with statutory provisions. The Council accounts for post-employment benefits in the Comprehensive Income and Expenditure Statement as the benefits are earned by employees; however, statutory arrangements require benefits earned to be financed as the Council makes contributions to the pension fund.

The debit balance on the Pensions Reserve therefore shows a substantial shortfall in the benefits earned by past and current employees and the resources the Council has set aside to meet them.

	2023/24 £000
Opening Balance (adjusted by Actuary to reflect LGR)*	(7,687)
Remeasurements of the Net Defined Benefit Liability (Actuarial gains / (losses) on pension assets/liabilities)	1,267
Reversal of items relating to retirement benefits debited or credited to the Comprehensive Income and Expenditure Statement	(62,203)
Employers pension contributions payable in year	<u>61,266</u>
Closing Balance	<u>(7,357)</u>

*The Council (Employer) became a unitary authority with effect from 1st April 2023. As agreed with the Employer the start position as at 31 March 2023 is the sum of the assets and liabilities of the eight councils that make up the unitary authority.

(e) Capital Adjustment Account

The Capital Adjustment Account records the historic cost of acquiring, creating or enhancing Fixed Assets, (including depreciation and impairment), over the life of those assets as well as the resources set aside to finance them.

	2023/24 £000
Opening Balance	1,647,767
Adjustments between accounting basis and funding basis under regulations	
Amortisation of Intangible Assets	(1,889)
Charges for depreciation and impairment of non current assets	(147,601)
Revaluation losses on Property, Plant and Equipment	(36,997)
Impairment from Non Enhancing Capital Expenditure	(21,643)
Movements in the value of Investment Properties	7,746
Capital Grants and Contributions	104,960
Revenue Expenditure Funded from Capital under Statute	(19,496)
Carrying Value of non current assets written off on disposal	(24,463)
Statutory Provision for the financing of capital investment	19,335
Capital Expenditure charged against the General Working Balance	45,695
Transfer of sale proceeds credited as part of the gain / loss on disposal to the Comprehensive Income and Expenditure Statement	8,499
Re-payment of long term loans	(4,962)
Other Reserve Movements	
Adjustment between current value depreciation and historic cost depreciation	49,088
Write out of revaluation on disposal; Property, Plant and Equipment	<u>14,762</u>
Closing Balance	<u>1,640,801</u>

(f) Financial Instruments Revaluation Reserve

The Financial Instruments Revaluation Reserve contains the gains made by the Council arising from increases in the value of its investments that are measured at fair value through other comprehensive income. The balance is reduced when investments with accumulated gains are:

- Revalued downwards or impaired and the gains are lost; or
- Disposed of and the gains are realised.

	2023/24 £000
Opening Balance	(537)
Financial Instruments held under Fair Value through Profit & Loss subject to DLUHC Statutory Over-Ride*	(1,604)
Closing Balance	<u>(2,141)</u>

*The DLUHC introduced a statutory over-ride to protect the General Fund balance from any fluctuations in fair value movements in quoted investment funds. In the Council's case this relates to its investments in two Pooled Investment Property Funds. This over-ride expires on 31st March 2023 but was extended until 31 March 2025 and without this override all fair value movements will then impact on the General Fund Balance.

(g) Dedicated Schools Grant Adjustment Account

	2023/24 £000
Opening Balance	3,403
Previous Year's Schools Fund deficit transferred from Earmarked Reserves	
In year DSG	<u>(388)</u>
Closing Balance	<u>3,015</u>

The Dedicated Schools Grant Adjustment Account is a reserve introduced in November 2020 by the laying of a new statutory instrument by DLUHC to amend the Local Authorities (Capital Finance & Accounting Regulations) 2003. The statutory instrument establishes new accounting practices relating to treatment of local authorities' schools budget deficits, requiring any such deficit to be recorded in a specific account established solely for the purpose of recording deficits relating to its schools' budget.

37. Material Contingent Liabilities

There have been no material contingent liabilities identified by the Council in 2023/24.

38. Events after the Balance Sheet Date

Under IAS 10 Events after the Reporting Period, the Council is required to disclose the date that the financial statements are authorised for issue. This establishes the date after which events will not have been recognised in the Statement of Accounts.

The Statement for 2023/24 was authorised for issue on xx February 2025 by the Corporate Director – Resources. The Statement of Accounts have been amended following audit.

Since the Balance Sheet date, 6 schools have converted to Academy status. Land and Building asset values totalling £21.8m will be transferred off the Council's balance sheet in 2024/25 and the Council will no longer receive Dedicated School Grant of around £6.4m. Schools converting to Academies after the balance sheet date is a non-adjusting event.

In June 2023 the High Court ruled in the case of Virgin Media Limited v NTL Pension Trustees. The ruling was that certain pension scheme rule amendments were invalid if they were not accompanied by the correct actuarial confirmation. The High Court ruling has since been appealed. In a judgment delivered on 25 July 2024, the Court of Appeal unanimously upheld the decision of the High Court.

The current position in relation to local government pension schemes (LGPS) is that actuarial confirmations for all amendments have not yet been located. The most recent update was in July 2024 from Government's Actuary Department (GAD) and included the following information:

- Relevant certificates have been located in respect of the 2014 reforms.
- We believe a certificate will have been prepared in respect of the 2008 reforms, but the initial electronic search for this has meant paper files would now need to be retrieved from archive storage to try and locate this.

While it is known there is potential for additional pension liabilities to be recognised, the impact in monetary terms is not known and it is reasonable to form the view that it is not reasonably estimable. While the Court of Appeal has upheld the High Court judgement, there are further actions that could be taken regarding the case. In addition, the certificate in respect of the 2008 reforms could be located.

39. Dedicated Schools Grant

The Council's expenditure on schools is funded primarily by grant monies provided by the Education and Skills Funding Agency (ESFA), the Dedicated Schools Grant (DSG). DSG is ring-fenced and can only be applied to meet expenditure properly included in the Schools Budget, as defined in the School Finance and Early Years (England) Regulations 2021. The Schools Budget

includes elements for a range of educational services provided on an authority-wide basis and for the Individual Schools Budget, which is divided into a budget share for each maintained school. Details of the deployment of DSG receivable for 2023/24 are detailed below:-

	Central Expenditure £000	Individual Schools Budgets £000	Total £000
Final DSG for 2023/24 before Academy recoupment			533,521
Academy figure recouped for 2023/24			(239,184)
Total DSG after Academy recoupment for 2023/24			<u>294,337</u>
Plus Brought forward from 2022/23			4,761
Less Carry-forward to 2024/25 agreed in advance			<u>(4,761)</u>
Agreed initial budgeted distribution in 2023/24			294,337
In year adjustments		262	262
Final budgeted distribution for 2023/24	<u>73,248</u>	<u>221,351</u>	<u>294,599</u>
Less Actual central expenditure	73,739		73,739
Less Actual ISB deployed to schools	0	221,259	221,259
Net Carry-forward in year	<u>(491)</u>	<u>92</u>	<u>(399)</u>
Plus/Minus: Carry-forward to 2024/25 agreed in advance			<u>0</u>
Net Carry-forward to 2024/25			<u>0</u>
DSG unusable reserve at the end of 2022/23			(1,980)
Addition to DSG unusable reserve at the end of 2023/24			(399)
Total of DSG unusable reserve at the end of 2023/24			<u>(2,379)</u>
Net DSG position at the end of 2023/24			<u>(2,379)</u>

In 2023/24, £290,748k has been credited against the Education and Children's Services in the Comprehensive Income and Expenditure Statement.

The net underspend in 2023/24 of £399k on central expenditure and ISB has been added to the agreed carry forward of £1,980k, and the net surplus of £2,379k is held as a positive unusable reserve.

This is in accordance with the statutory requirements (as defined in the School and Early Years Finance (England) Regulations 2020) for 2021/22, which affect the manner in which the Council can use the general reserves held as at 31 March 2024, and the requirements of the Accounts and Audit Regulations 2015, as amended (Regulation 7 (4)).

Both the net overspend and the deficit balance have arisen due to the chronic underfunding of the schools budget by the Education and Skills Funding Agency (ESFA) since the legislative reform introduced by the Children and Families Act 2014, which has resulted in significant increases in the number of Education Health Care Plans (EHCPs) that in turn increases the demand for High Needs provision. The Council has developed a comprehensive and robust long-term Strategy for SEND 0-25; however, its implementation is greatly hindered by the continued lack of capital funding by the

Department for Education. The Council is also lacking any assurance on the future DSG monies it will receive, and this uncertainty represents significant financial risks to any recovery plan of the deficit balance over future funding periods.

40. Financial Instruments

Financial Instruments are formally defined as contracts that give rise to a financial asset of one entity and a financial liability or equity instrument of another entity. For the Council, this definition covers the instruments used in Treasury Management activities, including the borrowing and lending of money and the making of investments.

The Council has adopted the CIPFA Code of Practice on Treasury Management. This Code sets out a framework of operating procedures to reduce treasury risk and improve understanding and accountability regarding the Treasury position of the Council.

The CIPFA Code of Practice on Treasury Management requires:-

- a Treasury Management Policy Statement (TMPS) stating the Council's policies and objectives for its treasury management activities; and
- a framework of Treasury Management Practices (TMPs) setting out the manner in which the Council will seek to achieve the policies and objectives set out above and prescribing how it will manage and control those activities.

The twelve recommended TMPs are reviewed and updated as and when necessary in the light of regulatory and/or local policy changes and cover the following areas:-

- risk management;
- performance measurement;
- decision-making and analysis;
- approved instruments, methods and techniques;
- organisation, clarity and segregation of responsibilities and dealing arrangements;
- reporting requirements and management information arrangements;
- budgeting, accounting and audit arrangements;
- cash and cash flow management;
- money laundering;
- training and qualifications;
- use of external service providers; and
- corporate governance.

The Council provides treasury management services to the external bodies listed on page 112 (the external bodies listed as having temporary loans with the Council) and the loans from them represent working balances which are invested with the Council.

The Council recognises and measures financial assets at either amortised cost, at fair value through profit and loss or at fair value through other comprehensive income. IFRS 9 – Financial Instruments states that investments in equity should be recognised as fair value through profit and

loss, which would result in changes in valuation impacting upon the Council's General Fund balance and its revenue budget. To mitigate this, the CIPFA Code of Practice allows councils to elect to treat equity investments as fair value through other comprehensive income. The Council has elected to designate its shareholdings in its non-consolidated subsidiaries and a joint venture as fair value through other comprehensive income.

The Council irrevocably elected to carry the value of its investment in its subsidiary, Yorwaste Limited, at amortised cost.

The Council also holds a pooled investment in four property funds. IFRS 9 also requires any changes in valuation to be recognised as fair value through profit and loss, which again would impact upon the Council's general fund balance and revenue budget. The DLUHC has permitted a temporary (5 year) statutory override for English local authorities to mitigate the impact of these changes in valuation, commencing 1st April 2018. The DLUHC subsequently extended the statutory override by two years, therefore the expiry date is 31 March 2025. The Council will utilise the statutory override to account for any changes in the value of this investment.

(a) Categories of Financial Instruments

The following categories of financial instrument are carried in the Balance Sheet.

Financial Assets

	Long Term		Short Term	
	Investments 31st March 2024 £000	Debtors 31st March 2024 £000	Investments 31st March 2024 £000	Debtors 31st March 2024 £000
Fair Value through Profit or Loss	0	0	0	0
Amortised Cost				
Investments	3,518	0	464,690	0
Loans to Subsidiary Companies	0	22,667	0	0
Loans to Housing Associations	0	33,600	0	0
Other	0	3,973	0	0
	<u>3,518</u>	<u>60,240</u>	<u>464,690</u>	<u>0</u>
Fair Value through other Comprehensive Income - designated equity instruments	14,762	0	0	0
Fair Value through Other Comprehensive Income - other	0	0	0	0
Total Financial Assets	<u>18,280</u>	<u>60,240</u>	<u>464,690</u>	<u>0</u>
Non Financial Assets	0	0	0	211,363
Total	<u>18,280</u>	<u>60,240</u>	<u>464,690</u>	<u>211,363</u>

Financial Liabilities

	Long Term		Short Term	
	Borrowings	Creditors	Borrowings	Creditors
	31st March 2024 £000	31st March 2024 £000	31st March 2024 £000	31st March 2024 £000
Fair Value through Profit or Loss	0	0	0	0
Amortised Cost				
PWLB Loans	(253,759)	0	(2,414)	0
PWLB Loans - HRA	(98,354)	0	(1,258)	0
Market LOBO Loans	(19,000)	0	(5,056)	0
Temporary Loans from External Bodies	0	0	(42,778)	0
PFI and Finance Leases	(135,267)	0	(3,279)	0
	<u>(506,380)</u>	<u>0</u>	<u>(54,785)</u>	<u>0</u>
Total Financial Liabilities	<u>(506,380)</u>	<u>0</u>	<u>(54,785)</u>	<u>0</u>
Non Financial Liabilities	0	(15,099)	0	(174,577)
Total	<u>(506,380)</u>	<u>(15,099)</u>	<u>(54,785)</u>	<u>(174,577)</u>

(b) Income, Expense, Gains and Losses

	2023/24	
	Surplus / (Deficit) on the Provision of Services £000	Other Comprehensive Income and Expenditure £000
Net Gains / (Losses) on		
investments in equity instruments designated at fair value through other comprehensive income	1,604	0
Interest Revenue		
financial assets measured at amortised cost	(36,049)	0
Interest Expense	29,674	0

(c) Fair Values of Assets and Liabilities

The Council holds units within two Property Funds. Inputs to the valuation techniques in respect of assets and liabilities for which fair value is measured or disclosed in the Council's financial statements are categorised within the fair value hierarchy. Level 1 inputs are quoted prices (unadjusted) in active markets for identical assets or liabilities that the Council can access at the measurement date. Level 2 inputs are those other than quoted prices included within Level 1 that are observable for the asset or liability, either directly or indirectly. Level 3 are unobservable inputs for the asset or liability. Property Fund investments are held at Net Asset Value, as per the Investment Manager's Annual Statement, therefore classified as a Level 2 input.

The funding of these investments was from Capital reserves. The Council did not borrow funds to finance these investments therefore Minimum Revenue Provision (MRP) has not been adjusted. However, the performance of these investments will be monitored closely to ensure no / minimal loss, and MRP reviewed regularly and amended if indicated by the year end position.

As these gains or losses impact on the General Fund balance, the temporary statutory override, agreed with the DLUHC, will be utilised. This will result in any loss or gain being reversed and recorded in the Financial Instruments Revaluation Reserve. Any gain or loss will only be realised when the investments are sold and will be treated as a capital receipt and recognised through the Capital Adjustments Account, as these investments were funded from capital.

	2023/24	
	Nominal	Fair Value
	£000	£000
Property Funds		
Blackrock	5,505	4,760
Threadneedle	5,366	4,559
Hermes	2,000	1,778
Fidelity	3,000	2,633
Shareholding		
Align Property Partners Limited	500	500
NY Highways Limited	500	500
Veritau Limited	32	32
	<u>16,903</u>	<u>14,762</u>

Except for the Financial Assets valued at fair value above, all other financial liabilities and financial assets represented by loans and receivables are carried in the Balance Sheet at amortised costs. Their fair value can be assessed by calculating the present value of the cash flows that will take place over the remaining term of the instruments, using the following assumptions:-

- for loans from the Public Works Loan Board, (PWLB), new borrowing rates available from the PWLB have been applied and for other loans payable, current market rates were obtained from the Council's Treasury Management Advisors, Link Asset Services;
- for loans receivable, the prevailing benchmark market rates have been used to provide fair value;
- no early repayment or impairment is recognised; and
- the fair value of trade and other receivables is taken to be the invoiced or billed amount. Please note that during 2023/24 all fair value measurements above were based on level 2 inputs, with no Level 1 or 3.

The fair values calculated are as follows:-

Borrowing Activities

	31st March 2024	
	Carrying	Fair
	Amount	Value
	£000	£000
PWLB Maturity Loans	317,039	308,498
PWLB Annuity Loans	36,304	30
Market LOBO Loans	20,000	16,133
Total	<u>373,343</u>	<u>324,661</u>

The fair value of the liabilities is lower than the carrying amount because the Council's portfolio of loans includes a number of fixed rate loans where the interest rate payable is lower than the rates available for similar loans at the Balance Sheet date. This commitment to pay interest below market rates decreases the amount that the Council would have to pay if the lender requested to agree to early repayment of the loans.

The fair value of Public Works Loan Board (PWLB) loans measures the economic effect of the terms agreed with the PWLB compared with estimates of the terms that would be offered if the borrowing was undertaken at the Balance Sheet date. The difference between the carrying amount and the fair value measures the additional interest that the authority will pay over the remaining terms of the loans under the agreements with the PWLB, against what would be paid if the loans were at prevailing PWLB rates.

However, the Council has a continuing ability to borrow at concessionary rates from the PWLB rather than from the markets. A supplementary measure of the additional interest that the authority will pay as a result of its PWLB commitments for fixed rate loans is to compare the terms of these loans with the new borrowing rates available from the PWLB. If a value is calculated on this basis, the carrying amount of £373.3m would be valued at £230.7m. But, if the authority were to seek to realise the projected loss by repaying the loans to the PWLB, the PWLB would raise a penalty charge for early redemption in addition to charging a premium for the additional interest that will not now be paid.

Investment Activities

	31st March 2024	
	Carrying Amount £000	Fair Value £000
Money Market Loans more than 1 year	<u>0</u>	<u>0</u>
Financial Liabilities	<u>0</u>	<u>0</u>

In addition the financial assets representing the shareholding in Yorwaste Limited (£3,518k), Align Property Partners Limited (£500k), NY Highways Limited (£500k), First North Law Limited (£0.1k), Brierley Homes Limited (£0.1k), NYnet Limited (£1), Veritau (£1), Brimhams Active Limited (£1), Central Northallerton Development Company Limited (£2) and Maple Park (Hambleton) Limited (£1) continued to be valued at Historic Cost and have been omitted from the above. These shareholdings are valued at Historic Cost because they do not have a quoted market price in an active market and therefore their fair value cannot be measured reliably. In addition these investments are not classified as “Held for Sale” and therefore in accordance with The Code, can be accounted for at Cost.

(d) Disclosure of nature and extent of risks arising from Financial Instruments

The Council’s activities expose it to a variety of financial risks, the key risks are:

- Credit risk – the possibility that other parties might fail to pay amounts due to the Council;
- Liquidity risk – the possibility that the Council might not have funds available to meet its commitments to make payments;
- Re-financing risk – the possibility that the Council might be required to renew a financial instrument on maturity at disadvantageous interest rates or terms; and
- Market risk – the possibility that financial loss might arise for the Council as a result of changes in such measures as interest rate movements.

Overall Procedures for Managing Risk

The Council's overall risk management procedures focus on the unpredictability of financial markets and implementing restrictions to minimise these risks. The procedures for risk management are set out through a legal framework in the Local Government Act 2003 and the associated regulations. These require the Council to comply with the CIPFA Prudential Code, the CIPFA Treasury Management in the Public Services Code of Practice and Investment Guidance issued through the Act. Overall these procedures require the Council to manage risk in the following ways:-

- adopt the requirements of the Code of Practice;
- approve annually in advance, prudential indicator limits for the following three years;
- review the Council's overall borrowing limits;
 - its maximum and minimum exposures to fixed and variable rates;
 - its maximum and minimum exposures to the maturity structure of its debt;
 - its maximum annual exposures to investments maturing beyond a year; and
- approve an investment strategy for the forthcoming year setting out its criteria for both investing and selecting investment counterparties in compliance with the Government Guidance.

The Annual Treasury Management Strategy includes these procedures in order to manage the risks of the Council's financial instrument exposure. It is approved at the Council's annual council tax setting budget meeting before the beginning of the financial year.

Annual outturn reports are submitted to the Executive for Treasury Management and Prudential Indicators which set out full details of activities and performance during the preceding financial year. In addition, quarterly reports on Treasury Management matters are submitted to the Executive as part of the Council's Quarterly Performance Monitoring report and periodic meetings are held between the Corporate Director - Strategic Resources, the Chairman of the Audit Committee and the Deputy Leader to discuss issues arising from the day to day management of Treasury Management activities. The Audit Committee is responsible for scrutinising the Council's Treasury Management activities and receives regular reports and updates on Treasury Management matters.

Credit Risk

Credit risk arises from deposits with banks and financial institutions, as well as credit exposures to the Council's customers. Deposits are not made with banks and financial institutions unless they meet the minimum requirements of the investment criteria outlined in the treasury management strategy.

The Council relies on credit ratings and "ratings watch" and "outlook" notices published by the three credit rating agencies (Fitch, Moody's and Standards & Poor's) to establish the credit quality of counterparties and investment schemes. All three credit rating agencies also produce a Sovereign Rating which assesses a country's ability to support a financial institution should they get into difficulty.

No combination of ratings can be viewed as entirely fail-safe and all credit ratings, ratings watches and outlooks are monitored on a daily basis and changes made as appropriate. In addition, the Council takes into account trends within the Credit Default Swap (CDS) Market. Since they are a traded instrument they reflect the market perception of an institution's credit quality unlike credit ratings which often focus on a longer term view. The Council also monitors other sources of market

intelligence, including the financial press, for rumours and speculation which may impact on organisations which the Council may invest with.

Further details of the Council's investment criteria are included in the Annual Treasury Management Strategy, a copy of which is available on the Council's website, www.northyorks.gov.uk.

In addition, the Council has set maximum investment limits for each organisation which also reflect that institution's credit worthiness – the higher the credit quality, the greater the investment limit. These limits also reflect UK Government involvement (i.e. Government ownership or being part of the UK Government guarantee of liquidity).

These limits can be summarised as follows:-

Maximum Investment Limit	Criteria
£75m	– UK "Nationalised" Banks / UK Banks with UK Central Government Involvement
£20m - £75m	- Selected UK "Clearing Banks" and other UK based Banks and Building Societies
£20m - £40m	- High quality Foreign Banks

The Council's maximum exposure to credit risk in relation to its investments in Banks and Building Societies cannot be assessed generally as the risk of any institution failing to make interest payments or repay the principal sum will be specific to each individual institution. A risk of recoverability applies to all of the Council's deposits, however, there was no evidence at the 31st March 2023 that this was likely to occur.

The following analysis summarises the Council's potential maximum exposure to credit risk as at 31st March 2023, based on experience of default assessed by the credit rating agencies and experience of its customer collection levels over the last five financial years, adjusted to reflect current market conditions.

Amounts Arising from Expected Credit Loss

The Council has assessed all its short and long term investments and concluded that the expected credit loss is not material, therefore no allowances have been made.

A summary of the credit quality of the Council's investments at 31st March 2024 is shown below along with the potential maximum exposure to credit risk, based on experience of default and collectability.

	Amount at 31st March 2024 £000	Historical experience of default %	Historical experience adjusted for market conditions %	Estimated Maximum Exposure to default and uncollectability at 31 March 2024 £000
Deposits for less than 1 year:-				
Deposits with Local Authorities	233,561	0.0	0.0	0.0
Institutions with Fitch Rating				
Long Term AA-, Short Term F1+	20,917	0.0	0.0	0.0
Long Term AA, Short Term F1+	20,418	0.0	0.0	0.0
Long Term A+, Short Term F1+	5,188	0.0	0.0	0.0
Long Term A+, Short Term F1	148,852			
Long Term A-, Short Term F1	30,566			
Part Nationalised Banks (Fitch rating Long Term A+, Short Term F1)	5,188	0.0	0.0	0.0
	<u>464,690</u>			

The Council's exposure to credit risk can also be analysed by the Sovereign Rating of the Country in which the financial institution is domiciled as follows:-

	Fitch Sovereign Rating as at 31st March 2024	Amount at 31st March 2024 £000
UK	AA-	418,532
Singapore	AAA	20,917
Canada	AA+	<u>25,241</u>
		<u>464,690</u>

The Council does not generally allow credit for its trade debtors. Analysis of invoices raised as at 31st March 2024, which are included within the £211.4m Short Term Debtors, can be analysed by past-due and age status as follows:-

	31st March 2024 £m
Less than 1 month	29.4
1 to 2 months	13.0
3 months or more	36.4
	<u>78.8</u>

It is considered that £36.4m of the £78.8m debtors invoice balance is past its due date for payment. The Council maintains an Expected Loss Provision for debts based on both the age of the debt and the likelihood of a continued dispute or future settlement. No further assessment of the fair value has therefore been made. Amounts are carried on the Balance Sheet at their amounts outstanding and no amounts have been included in the table for the Councils exposure to default.

Liquidity Risk

The Council manages its liquidity position through the risk management procedures above (the setting and approval of prudential indicators and the approval of the treasury and investment strategy reports), as well as through a comprehensive cash flow management system, as required by the CIPFA Code of Practice. This seeks to ensure that cash is available when needed.

The Council has ready access to borrowings from the money markets to cover day to day cash flow need, whilst the PWLB and money markets provide access to longer term funds. The Council is also required to provide a balanced budget through the Local Government Finance Act 1992, which ensures sufficient monies are raised to cover annual expenditure. There is, therefore, no significant risk that it will be unable to meet its commitments under financial instruments.

The approved prudential indicators “limits for the maturity structure of debt” and the “limits placed on investments for greater than one year in duration” are the key parameters used to address liquidity risk. The maturity of debt limit is used when carefully planning new loans to be taken and (where it is economic to do so) making early loan repayments. Also the limit placed on investments is monitored when considering cash flow needs and placing funds in the longer term.

Creditors are paid in accordance with suppliers’ terms which, for liquidity risk purposes to the Council, are less than one year and are not shown in the table above. Further analysis of creditors can be found in note 32.

All investments held with banks and financial institutions are due to mature within less than one year.

Refinancing and Maturity risk

The Council maintains a significant debt and investment portfolio. Whilst the cash flow procedures above are considered against the refinancing risk procedures, longer-term risk to the Council relates to managing the exposure to replacing financial instruments as they mature. This risk relates to both the maturing of longer term financial liabilities and longer term financial assets.

The approved treasury indicator limits for the maturity structure of debt and the limits placed on investments placed for greater than one year in duration are the key parameters used to address this risk. The Council approved treasury and investment strategies address the main risks and the treasury team address the operational risks within the approved parameters. This includes:

- monitoring the maturity profile of financial liabilities and amending the profile through either new borrowing or the rescheduling of the existing debt; and
- monitoring the maturity profile of investments to ensure sufficient liquidity is available for the Council day to day cash flow needs, and the spread of longer term investments provides stability of maturities and returns in relation to the longer term cash flow needs.

The maturity analysis of financial liabilities (borrowing) is as follows:-

	31st March 2024 £000
Less than one year	
Public Works Loan Board	(3,672)
Market LOBO Loans	(5,056)
Temporary Loans from External Bodies	
- NYnet Limited	(14,037)
- Peak District National Park	(9,285)
- North Yorkshire Fire and Rescue Authority	(1,229)
- North York Moors National Park	(8,216)
- Yorkshire Dales National Park	(4,870)
- North Yorkshire Pension Fund	(2,175)
- Align Property Partners Limited	(2,710)
- National Parks England	(256)
	<u>(42,778)</u>
Total Less than one year	<u>(51,506)</u>
Greater than one year	
Public Works Loan Board	(352,113)
Market LOBO Loans	(19,000)
	<u>(371,113)</u>
Analysis of loans by Maturity	
Between one and two years	(5,001)
Between two and five years	(35,000)
Between five and ten years	(60,709)
Between ten and fifteen years	(14,567)
Between fifteen and twenty five years	(68,393)
Between twenty five and forty years	(161,779)
More than forty years	(25,664)
	<u>(371,113)</u>

Market Risk - Interest rate risk

The Council is exposed to interest rate movements on its borrowings and investments. Movements in interest rates have a complex impact on the Council, depending on how variable and fixed interest rates move across differing financial instrument periods. For instance, a rise in variable and fixed interest rates would have the following effects:-

- borrowings at variable rates - the interest expense charged to the Comprehensive Income and Expenditure Statement will rise;
- borrowings at fixed rates - the fair value of the borrowing liability will fall;
- investments at variable rates - the interest income credited to the Comprehensive Income and Expenditure Statement will rise;
- investments at fixed rates - the fair value of the assets will fall.

Borrowings are not carried at fair value on the Balance Sheet, so nominal gains and losses on fixed rate borrowings would not impact on the Comprehensive Income and Expenditure Statement. However, changes in interest payable and receivable on variable borrowings and investments will be posted to the Comprehensive Income and Expenditure Statement and affect the General Working Balance.

The Treasury Management strategy includes sensitivity analysis and the prudential indicators for managing interest rate risk. One of the prudential indicators provides maximum and minimum limits for fixed and variable interest rate exposure. The treasury team also monitors the market and forecasts interest rates to adjust exposures accordingly. For example, during periods of falling interest rates, and where economic circumstances are favourable, fixed rate investments may be taken for longer periods to secure better long term returns.

If all interest rates had been 1.0% higher, with all other variables held constant, the financial effect would be:-

	£000
Increase in interest payable on variable rate borrowings	0
Increase in interest receivable on variable rate investments	5,860
Increase in government grant receivable for financing costs	0
Impact on Comprehensive Income and Expenditure Account	<u>5,860</u>
Decrease in fair value of fixed rate investment assets	<u>0</u>
Decrease in fair value of fixed rate borrowing liabilities	<u>42,449</u>

The impact of a 1.0% fall in interest rates would be as above but with the movements being reversed.

Market Risk – Price risk

The Council does not invest in equity shares but does have shareholdings to the value of £3.5m in Yorwaste Limited, £0.5m in Align Property Partners Limited, £0.5m NY Highways Limited, £100 in First North Law Limited, £100 in Brierley Homes Limited and a nominal value of £1 in NYnet Limited, Brimhams Active Limited, Maple Park Limited and Veritau Limited. These holdings are generally illiquid and therefore are not exposed to losses arising from movements in the prices of these shares.

The shareholdings have arisen as they have been acquired rather than originated by the Council. These long term investments are as a result of acquisition of specific interest and are not quoted in an active market. The Council is not exposed to price movements. The value of the above shares are classified as loans and receivables as a reliable fair value cannot be determined.

Further information can be found in note 29 Long Term Investments.

Market Risk – Foreign exchange risk

The Council has no financial assets or liabilities denominated in foreign currencies and thus has no exposure to loss arising from movements in exchange rates.

41. Whitby Harbour

Section 22 of the Narrative Report provides an update on the objections to the Council's 2015/16 accounts and outlines that the Council are to seek a declaration from the Court as to the status of the land in contention at Whitby Harbour.

The Council will robustly defend its treatment of the income that has been received in line with its legal advice but the position is uncertain and the Court's decision could be unfavourable to the Council. Conversely the Court may determine that the Council has acted reasonably and determine that the current treatment is lawful and appropriate. Over an illustrative nine-year period (ie 2015/16 to 2023/24 inclusive), which is the date from which the objection was lodged, the

maximum income that the court could determine as being allocated to General Fund activities as opposed to Whitby Harbour ones would be £6.92m with the minimum being £nil.

Should the Court rule that some of the car parking income should be ring-fenced for harbour activities then the Council would need to review the funding of its capital programme activities relating to Whitby Harbour over the relevant period, which at present have been funded from General Fund monies. This capital investment has levered in substantial sums of external funding. Over the illustrative nine-year period the Council’s General Fund balance has directly contributed £592k to capital programme activities perceived to relate to Whitby Harbour and this has allowed total investment, including external grants, of £9.78m. The Council’s contribution outlined above is purely the direct funding and does not represent officer time required to source and claim the grant funding.

In addition to this the Council has earmarked some funding from reserves to undertake works on Eskside Wharf. Should the Court rule that some car parking income needs to be earmarked specifically for Whitby harbour then this funding would no longer come from the Council’s wider reserves but would instead be replenished from Whitby harbour reserves.

The Council will include the outcome of the Court determination in future budget setting processes.

Whitby Harbour Revenue Account

The Council does not separately produce individual financial statements with regard to the harbour undertakings; activities throughout the year are incorporated within the Cost of Services. The table below shows the individual financial performance of Whitby Harbour.

Income and Expenditure

	2023/24
	£000
Income	(996)
Employees	703
Premises	237
Supplies and Services	86
Transport	2
Third Party Payments	181
Service Costs	213
Contributions to/(from) General Fund	0
Transfer to/(from) Whitby Harbour Reserves	0
Total Service Costs	213
Corporate Headings	89
Capital Programme funded from General Fund	25
Net surplus (to)/from Whitby Harbour Activities	327

Whitby Harbour Reserves

	2023/24 £000
Opening Balance	159
Transfer (to)/from Whitby revenue account	0
Contributions to Capital Works	0
Closing Balance	159

Scarborough Harbour Revenue Account

The Council does not separately produce individual financial statements with regard to the harbour undertakings; activities throughout the year are incorporated within the Cost of Services. The table below shows the individual financial performance of Scarborough Harbour.

Income and Expenditure

	2023/24 £000
Income	(919)
Employees	334
Premises	103
Supplies and Services	54
Transport	1
Third Party Payments	19
Service Costs	(408)
Contributions to/(from) General Fund	0
Transfer to/(from) Scarborough Harbour Reserves	0
Total Service Costs	(408)
Corporate Headings	538
Capital Programme funded from general fund	99
Net surplus (to)/from Scarborough Harbour activities	229

Scarborough Harbour Reserves

	2023/24 £000
Opening Balance	97
Transfer (to)/from Scarborough revenue account	0
Contributions to Capital Works	0
Closing Balance	97

HOUSING REVENUE ACCOUNT (HRA)

The HRA Income and Expenditure Statement shows the economic cost in year of providing housing services in accordance with generally accepted accounting practices, rather than the amount to be funded from rents and government grants. Authorities charge rents to cover expenditure in accordance with regulations, this may be different from the accounting cost. The increase or decrease in the year, on the basis of which rents are raised, is shown in the Movement on the HRA Statement.

	2023/24 £000
<u>Expenditure</u>	
Repairs & Maintenance	9,083
Supervision & Management	9,605
Rents, rates, taxes and other charges	804
Depreciation and Impairment of non-current assets (note 40a)	25,101
Debt Management costs	34
Movement in the debt impairment allowance (note 40c)	11
Total Expenditure	44,638
<u>Income</u>	
Dwelling Rents	(38,470)
Non-dwelling rents	(416)
Charges for Services and Facilities	(1,141)
Contributions towards expenditure	(173)
Total Income	(40,200)
Net cost of HRA Services as included in the Comprehensive Income & Expenditure Statement	4,438
HRA services share of Corporate & Democratic Core	109
HRA Share of other amounts included in the whole authority Cost of Services but not allowed to specific services	0
Net Expenditure / Income for HRA Services	4,547
HRA share of operating income and expenditure included in the Comprehensive Income and Expenditure Statement:	
(Gain) or loss on the sale of HRA non-current assets	(354)
Interest payable and similar charges (note 40k)	3,611
Interest and investment income	(1,912)
Net interest on the net defined benefit liability	1,067
Capital grants and contributions receivable	0
(Surplus) / Deficit for the year on HRA services	6,959

Movement on the HRA Statement

	2023/24 £000
Balance on the HRA at 1st April 2023	(21,505)
(Surplus) / Deficit for year on the HRA Income and Expenditure Statement	6,959
Adjustments between accounting basis and funding under statute	(1,449)
Net (Increase / Decrease before transfers to or from reserves	5,510
Transfer to / (from) earmarked reserves	(3,290)
(Increase) / Decrease in year on the HRA	2,220
Balance on the HRA at the end of the current year	<u>(19,285)</u>

Note to the movement on the HRA statement

	2023/24 £000
<u>Adjustments between accounting basis and funding under statute</u>	
Items included in the HRA Income & Expenditure Account, but excluded from the movement on the HRA Balance for the year	
Accumulated Absences accrual adjustment	0
Transfers to or (from) Capital Adjustment Account: Depreciation, impairments and revaluation losses	(25,101)
Gain or (loss) on sale of HRA fixed assets	354
HRA share of contributions the or (from) the Pensions Reserve	<u>(1,100)</u>
	<u>(25,847)</u>
Items not included in the HRA Income & Expenditure Account, but included in the movement on HRA Balance for the year	
Transfer to / (from) Major Repairs Reserve (note 40d)	4,189
Transfers to or (from) Housing Repairs Account	0
Transfer to / (from) the Capital Adjustment Account Voluntary set aside for the repayment of debt	2,355
Capital Expenditure funded by the HRA	<u>17,854</u>
	<u>24,398</u>
Net additional amount required by statute to be debited or (credited) to the HRA Balance for the year	<u>(1,449)</u>
<u>Transfers to / (from) earmarked reserves</u>	
Transfer to / (from) Housing Carry Forward Budget Revenue	(10)
Transfer to / (from) Other Reserves	(3,280)
Transfer to / (from) ICT Reserve	0
<u>Total Transfer to / (from) reserves</u>	<u>(3,290)</u>

(a) HRA Self Financing

During 2011, the Government announced significant changes to the funding of the HRA. The aim of the government reforms was to enable Councils to manage their housing stock for the

benefit of local residents in a transparent, accountable and cost effective way. In practical terms, the self financing initiative put an end to the housing subsidy system and put authorities in a position where stock can be supported from income raised within the HRA. New arrangements were introduced from 1 April 2012, and in future the HRA will be a self sufficient ring fenced account which will retain and use rental income.

(b) Depreciation & Impairments

The following amounts were charged to the Account in respect of revaluation and depreciation of assets:

	2023/24 £000
Council Dwellings	16,656
Other Land, Buildings & Assets	8,445
Total	<u>25,101</u>

The operational / non-operational split of the charges is as follows:

	2023/24 £000
Operational	25,101
Non-operational	0
Total	<u>25,101</u>

The following amounts were charged to the service revenue accounts for impairment and reversal of impairment costs where there has been an increase in value:

	2023/24 £000
Council Dwellings	16,656
Other Land and Buildings	8394
Vehicles	41
Intangibles	10
Total	<u>25,101</u>

Impairment occurs because something has happened either to the non-current assets, or to the economic environment in which they are used. A review for impairment of a non-current asset whether carried at historical cost or valuation should be carried out if events or changes in circumstances indicate that the carrying amount of the non-current asset may not be recoverable. The Statement of Accounting Policies gives further information.

(c) Provision For Debt Impairment

The account is charged with the 'top up' required for provision toward debt impairment in respect of rent arrears. An adjustment of £3k was made during the year in respect of rent arrears in 2023/24. The total rent arrears provision at 31 March 2024 amounted to £944k.

(d) Major Repairs Reserve

The following is a statement of the movements in this reserve during the financial year 2023/24:

	2023/24 £000
Opening Balance 1 April 2023	4,674
Amount transferred to the reserve from the Capital Adjustment Account	16,284
Amount transferred to / (from) the reserves to the HRA:	
- Non current assets	2,479
Debits to the reserves in respect of HRA Capital expenditure on:	
- houses	(14,574)
Closing Balance 31 March 2024	<u>8,863</u>

(e) Housing Revenue Account Non-Current Assets

The total balance sheet value of non-current assets owned by the HRA is summarised as follows:

	31 March 2024 £000
Council Dwellings	557,574
Other Land & Buildings	650
Surplus	630
Assets Under Construction	1,107
Vehicles, Plant & Equipment	535
Intangible	440
Total	<u>560,936</u>

Assets can be defied as either operational (such as council dwellings and other buildings) or non-operational (such as community land). The split is summarised below:

	31 March 2024 £000
Operational	0
- Dwellings	557,574
- Other Land & Buildings	3,362
Non-operational	0
Total	<u>560,936</u>

Vacant Possession Value

The vacant possession value of the houses within the HRA as at 31 March 2024 was £1,319.6m. The substantial difference between the vacant possession value and the balance sheet value of the dwellings demonstrates the economic cost to Government of providing council housing at less than open market value.

(f) Capital Receipts

Capital receipts totalling £1,788k were received by the HRA in 2023/24. The total can be broken down as follows:

	2023/24 £000
Other HRA Property & Assets	
Houses	(1,740)
Land	0
	<hr/>
	(1,740)
Principal Repaid on Housing Advances	0
Repayment of discount received on Right to Buy sales	(48)
	<hr/>
Total	(1,788)

(g) Capital Expenditure

Capital expenditure and sources of financing during the year were as follows:

	2023/24 £000
Capital Expenditure	
Planned Maintenance	13,716
Purchase of properties to add into HRA stock	7,097
Construction of properties to add into HRA stock	954
Intangible Assets	0
Other Property	0
	<hr/>
Total	21,767
Sources of Finance	
Other Reserves	3,281
Prudential Borrowing	0
Capital Receipts	2,270
Revenue Contributions	0
Capital Grants	1,641
Major Repairs Reserve	14,575
	<hr/>
Total	21,767

(h) Rent Arrears

At the end of the financial year 2023/24, rent arrears as a proportion of gross income are 3.25% (£1,278k).

	2023/24 £000
Rent arrears at 31 March 2024	1,148
Hostel Arrears	130
	<hr/>
Total	1,278

(i) **Revenue Expenditure Financed from Capital Under Statute (REFCUS)**

Legislation in England and Wales allows some expenditure to be classified as capital for funding purposes when it does not result in an asset being carried on the Balance Sheet. The purpose of this is to enable it to be funded from capital resources rather than being charged to the HRA.

(j) **Housing Stock**

The analysis of the HRA housing stock is summarised as follows:

		31 March 2024 £000
Houses and Bungalows	- 1 Bedroom	941
	- 2 Bedroom	2,068
	- 3 Bedroom	2,360
	- 4 Bedroom	156
	- 5 Bedroom	9
Flats, Bedsits and maisonettes	- 1 Bedroom	1,780
	- 2 Bedroom	1,015
	- 3 Bedroom	17
	- 4 Bedroom	1
Multi Occupied Dwellings (Hostels)		73
Total		<u>8,420</u>

(k) **Capital Asset Charges Accounting Adjustment**

The Code of Practice requires an explanation of the capital assets accounting adjustment, calculated in accordance with the Item 8 Credit and Item 8 Debit (General) Determination for the year.

	2023/24 £000
Interest payable on the HRA average Capital Financing Requirement (CRF) for the year at the Consolidated Rate of Interest (CRI) calculated in accordance with the determination	219
Total	<u>219</u>

In accordance with the calculation for the Capital Asset Charges Accounting Adjustment, interest is payable on the mid-year HRA capital financing requirement, except that where the CFR is negative, where interest is receivable.

The costs of impairment are included as charges to the HRA Income and Expenditure Account. The effect of the capital asset charges accounting adjustment is that the impairment cost is reversed out of the HRA in the Movement on the HRA Statement as this is not a cost to be borne by HRA Tenants. For 2023/24 the impairment charge is £8,806m.

COLLECTION FUND STATEMENT

The Collection Fund is an agent's statement that reflects the statutory obligation for billing authorities to maintain a separate Collection Fund. The statement shows the transactions of the billing authority in relation to the collection from taxpayers and distribution to local authorities and the Government of Council Tax and Non-Domestic Rates (NDR).

	Council Tax	2023/24 Business Rates	Total
INCOME			
Council Tax Receivable	(536,441)	0	(536,441)
Council Tax Discounts Funded from Billing Authority General Fund	(1,003)	0	(1,003)
Business Rates Receivable	0	(192,756)	(192,756)
Transitional Protection Payments due from Government	0	(13,162)	(13,162)
	<u>(537,444)</u>	<u>(205,918)</u>	<u>(743,362)</u>
Contribution Towards Previous Year's Estimated Collection Fund Deficit			
Central Government	0	(3,381)	(3,381)
North Yorkshire Council	0	(3,313)	(3,313)
North Yorkshire PCC - Police	0	0	0
North Yorkshire PCC - Fire & Rescue Authority	0	(68)	(68)
	<u>0</u>	<u>(6,762)</u>	<u>(6,762)</u>
EXPENDITURE			
Precepts, Demands and Shares			
Central Government	0	96,421	96,421
North Yorkshire Council	437,961	94,492	532,453
North Yorkshire PCC	71,717	0	71,717
North Yorkshire PCC - Fire & Rescue Authority	19,591	1,928	21,519
	<u>529,268</u>	<u>192,841</u>	<u>722,110</u>
Allocation of Previous year's Estimated Collection Fund Surplus			
Central Government	0	0	0
North Yorkshire Council	5,764	0	5,764
North Yorkshire PCC	943	0	943
North Yorkshire PCC - Fire & Rescue Authority	253	0	253
	<u>6,960</u>	<u>0</u>	<u>6,960</u>
Charges to the Collection Fund			
Less: Increase / (Decrease) in Expected Loss Provision	4,276	1,872	6,148
Less: Increase / (Decrease) in Provision for Appeals	0	7,246	7,246
Settlement against the Provision	0	(8,241)	(8,241)
Less: Cost of Collection	0	1,190	1,190
Renewable Energy	0	16,419	16,419
	<u>4,276</u>	<u>18,485</u>	<u>22,761</u>
(Surplus) / Deficit arising during the Year	3,060	(1,353)	1,707
(Surplus) / Deficit brought forward 1 April 2023	(9,736)	1,062	(8,674)
(Surplus) / Deficit carried forward 31 March 2024	(6,676)	(291)	(6,967)

NOTES TO THE COLLECTION FUND

1. Income from Council Tax

Council Tax is charged on residential properties based upon valuation bandings established when the system was introduced in 1993. The Tax base for North Yorkshire Council was calculated at £243,034 for 2023/24, being the total number of properties converted to an equivalent number of Band D dwellings. The number of properties in each band and the calculation of the tax base (adjusted to reflect relevant discounts and exemptions) was approved by the Full Council on 22 February 2023 and is summarised below:

Band	Number of chargeable Properties after effect of discounts	Ratio	Band D equivalent dwellings
-A	108	5/9	60
A	37,559	6/9	25,039
B	53,641	7/9	41,721
C	57,610	8/9	51,209
D	39,538	9/9	39,538
E	33,522	11/9	40,972
F	19,715	13/9	28,478
G	12,194	15/9	20,324
H	1,070	18/9	2,139
Total	254,957		249,480
Impact of anticipated changes to council tax base - adjustments			(6,446)
Council Tax Base			243,034

2. Income from Business Ratepayers

The Council collects National Non-Domestic Rates (NNDR) for its area based on local rateable values provided by the Valuation Office Agency (VOA) multiplied by a uniform business rate set nationally by Central Government, these are as follows:

	£000
Rateable Value at year-end	608,273
National Multiplier	51.2
Small Business Multiplier	49.9

3. Allocation of collection Fund Surplus

	Council Tax	2023/24 NNDR	Total
Central Government	0	(145)	(145)
North Yorkshire Council	(5,617)	(143)	(5,760)
Police & Crime Commissioner - North Yorkshire - Police	(832)	0	(832)
Police & Crime Commissioner - North Yorkshire - Fire and Rescue Authority	(227)	(3)	(230)
	(6,676)	(291)	(6,967)

GROUP ACCOUNTS

INTRODUCTION

1. The Code of Practice on Local Authority Accounting recognises the wide diversity of service delivery vehicles used nationally by Local Authorities. The Council produces a consolidated set of Group Accounts to show the totality of its operations in a transparent manner.

The Council has undertaken significant research to identify and document its relationships with all partners, companies, joint ventures and voluntary organisations. Consideration of issues such as the type of interest, ownership of share capital, membership of appropriate committees, the degree of operational and financial control, access to benefits and exposure to risks have been key elements in this analysis.

SUMMARY OF FINDINGS

2. In the majority of cases the arrangements for accounting for relationships with these organisations are fully covered within the Council's Comprehensive Income and Expenditure Statement. Similarly any assets and liabilities generated are accounted for within the Council's Balance Sheet.

As a result there is no 'group' relationship for most of these arrangements.

After consideration of all relevant criteria, the Council has determined that for 2023/24, it has a group relationship with eight bodies (including their subsidiaries where appropriate):-

- Align Property Partners Limited;
- Align Property Services Limited;
- Bracewell Homes Limited;
- Brierley Homes Limited;
- Brimhams Active Limited;
- First North Law Limited;
- Maple Park (Hambleton) LLP;
- NY Highways Limited;
- NYnet Limited;
- Veritau Limited;
- Yorkshire Purchasing Organisation; and
- Yorwaste Limited.

(a) Align Property Partners Limited

The Council owns 100% of the issued share capital of Align Property Partners Limited; a company established in 2016 whose principal activities are architectural, engineering and property consultancy services. The Council has provided a loan facility to Align Property Partners Limited for £500k.

Align Property Partners Limited has not been consolidated into North Yorkshire Council's Group Accounts as its values do not materially impact on the group financial position.

(b) Align Property Services Limited

The Council owns 100% of the issued share capital of Align Property Services Limited; a company established in 2023 whose principal activities are architectural, engineering and property consultancy services to the Council and external clients.

Align Property Services Limited has not been consolidated into North Yorkshire Council's Group Accounts as its values do not materially impact on the group financial position.

(c) Bracewell Homes Limited

Bracewell Homes Limited is a wholly owned company limited by guarantee; a company established in 2019, whose principal activities are to provide high quality homes to more residents across the Harrogate area. The Council has provided a loan facility to Bracewell Homes Limited for £10m.

Bracewell Homes Limited has not been consolidated into North Yorkshire Council's Group Accounts as its values do not materially impact on the group financial position.

(d) Brierley Homes Limited

The Council owns 100% of the issued share capital of Brierley Homes Limited; a company established in 2016 whose principal activities are development of building projects, construction of domestic buildings, buying and selling of own real estate and other letting and operating of own or leased real estate. The Council has provided a loan facility to Brierley Homes Limited of £25m.

Brierley Homes Limited has not been consolidated into North Yorkshire Council's Group Accounts as its values do not materially impact on the group financial position.

(e) Brimhams Active Limited

The Council owns 100% of the issued share capital of Brimhams Active Limited; a company established in 2021 whose principal activities as a community health and wellbeing company, is to operate gyms, leisure centres and community hubs within the Harrogate area.

Brimhams Active Limited has not been consolidated into North Yorkshire Council's Group Accounts as its values do not materially impact on the group financial position.

(f) First North Law Limited

The Council owns 100% of the issued share capital of First North Law Limited; a company established in 2016 whose principal activities are the provision of professional legal services. The Council has provided a loan facility to First North Law Limited for £250k.

First North Law Limited has not been consolidated into North Yorkshire Council's Group Accounts as its values do not materially impact on the group financial position.

(g) Maple Park (Hambleton) LLP

The Council owns 100% of the issued share capital of Maple Park (Hambleton) LLP; a company established in 2022 whose principal activities are the provision of crematorium and wake facilities.

Maple Park (Hambleton) LLP has not been consolidated into North Yorkshire Council's Group Accounts as its values do not materially impact on the group financial position.

(h) NY Highways Limited

NY Highways Limited is a company set up by the Council in June 2021 to undertake and deliver all highway maintenance activities. The Council has provided a loan facility to NY Highways for £11m.

NY Highways Limited has been consolidated into North Yorkshire Council's Group Accounts.

(i) NYnet Limited

NYnet Limited is a company set up by the Council in February 2007 to provide a world class high speed communication (broadband) infrastructure across North Yorkshire.

The Company has competitively procured a 'next generation broadband network' and sells capacity on that network to public sector organisations (including the Council) as well as private sector internet service providers (ISPs) who then sell onto the end users of businesses and consumers.

The Company is limited by shares, which are 100% owned by the Council and is managed by a Board of Directors appointed by the Council.

NYnet 100 Limited was established in 2011/12 to facilitate and fund on-going developments around the "Connecting North Yorkshire" project.

The financial results reported are for the entire NYnet sub-group. NYnet 100 Ltd is 100% owned by NYnet Limited.

A working capital loan facility is being provided by the Council with the sum taken up at 31st March 2023 being nil. This loan is included in the Council's Balance Sheet as a Long Term Debtor.

NYnet Limited has been consolidated into North Yorkshire Council's Group Accounts as a consolidated subsidiary.

(j) Veritau Limited

In April 2009 North Yorkshire Council and the City of York Council worked in partnership to develop a shared service covering all the functions of internal audit, counter fraud and information governance.

The company is wholly owned by both councils, with each council holding 50% of the shares. Veritau Limited has responsibility for carrying out all internal audit, information governance and counter fraud services for the two councils and a number of other District Councils.

Veritau Limited is not consolidated into North Yorkshire Council's Group Accounts as their values do not materially impact on the group financial position.

(k) Yorkshire Purchasing Organisation (YPO)

Established as a joint committee of Local Authorities in 1974, YPO is a purchasing and supply service for office supplies, stationery and general equipment. The company supplies the constituent 13 member authorities but also schools, the voluntary sector and the general public. YPO operates on a self-financing basis with no subsidies payable by any member authority. Any surpluses are used for dividend payment primarily but with some scope for re-investment.

Due to the involvement of all member authorities in the Management Committee and its increasing use of customers outside of the local authority market, the Council does not exert a significant level of influence over YPO's activities. Analysis of the relationship for group Account purposes concludes that it is equivalent to a simple investment. As the Council made no original investment in 1974 and has no share capital, no consolidation adjustments are necessary.

(I) Yorwaste Limited

The Council owns 78% of the issued share capital of Yorwaste Limited; a company established in 1993 and based in Northallerton whose principal activity is the provision of waste disposal facilities by the operation and management of landfill sites/recycling centres. The remaining shareholder in Yorwaste Limited is the City of York Council holding 22%.

The policies of Yorwaste Limited in relation to Fixed Assets are different to that operated by the Council. All the company's Fixed Assets are valued at historic cost less depreciation. The useful economic life of each asset is calculated individually with depreciation calculated on a straight line basis taking into account both commercial and technical obsolescence.

The total issued share capital of Yorwaste Limited is £4,526k (a total of 4,526,000 ordinary shares issued at £1 each).

The Council has provided a loan facility to Yorwaste Limited for £3.7m. This loan is included in the Council's Balance Sheet as a Long Term Debtor.

Yorwaste Limited has paid the Council a dividend in 2022/23 of £Nil (2021/22 £Nil).

Yorwaste Limited has been consolidated into North Yorkshire Council's Group Accounts as a subsidiary.

FINANCIAL STATEMENTS AND RESULTS

3. The Group Accounts for the Council are based upon the consolidation of the Council, NYnet Limited, Yorwaste Limited and NY Highways Limited. It should be noted that although adjustments have been made to facilitate comparability between the sets of Accounts, there is a fundamental difference between the objectives of the organisations with the Council being a non-profit making body. The figures included are based on Draft Accounts for the three bodies. These companies do not report under IFRS, rather as small unlisted companies, and their accounts are produced under UK GAAP, incorporating FRS 102 in their 2023/24 accounts.

Although the subsidiaries consolidated into the group accounts may use different accounting policies to the Council, there is no material difference and no material effect to the reader's interpretation of the accounts. For example, non-current assets have been consolidated using the valuation basis specified by the Code unless the entity has a distinct class of asset that the Council does not and in this case the subsidiary's policy is used. Yorwaste owns landfill sites and account for restoration, afterlife and site life development costs which the council as a single entity does not. Details of Yorwaste's accounting policies for these assets can be found in their published accounts at Companies House.

GROUP COMPREHENSIVE INCOME AND EXPENDITURE STATEMENT

Year to 31st March 2024

	Expenditure £000	Income £000	Net £000
Children and Young People's Service	529,314	(398,172)	131,142
Environmental Services	202,728	(85,526)	117,202
Health and Adult Services	422,500	(184,329)	238,171
Resources and Central Services	261,593	(121,809)	139,784
Community Development	137,172	(63,476)	73,696
Housing Revenue Account	37,291	(40,200)	(2,909)
Corporate Miscellaneous	13,192	(26,923)	(13,731)
Yorwaste Limited	34,404	(11,332)	23,072
NYnet Limited	1,202	(2,542)	(1,340)
NY Highways	45,546	(169)	45,377
Cost of Services	1,684,942	(934,478)	750,464
Other Operating Expenditure			
Loss on Disposal of Property, Plant and Equipment			10,479
Precepts of Local Precepting Authorities			765
			11,244
Financing and Investment Income and Expenditure			
Interest payable and similar charges			30,119
Interest receivable and similar income			(34,520)
Movement in fair value of financial assets			1,604
Investment Properties; revaluation and impairment			(7,907)
Deficit / (Surplus) on trading activities			(734)
Net interest on the net defined pension benefit liability (asset)			(2,390)
			(13,828)
Taxation and Non-Specific Grant Income (Analysis)			
Council Tax Income			(425,284)
Non-Domestic Rates Income			(126,031)
Non-Ringfenced Government Grants			(74,753)
Capital Grants			(125,271)
			(751,339)
(Surplus) or Deficit on Provision of Services			(3,459)

GROUP COMPREHENSIVE INCOME AND EXPENDITURE STATEMENT (continued)

Year to 31st March 2024

Expenditure £000 Income £000 Net £000

(Surplus) or Deficit on Provision of Services		(3,459)
Tax expense/(income)		573
Interim Dividend		0
Group (Surplus) or Deficit on Provision of Services		<u>(2,886)</u>
(Surplus) / Deficit on revaluation of Property, Plant and Equipment		0
Impairment (gains) / losses on non-current assets charged to the Revaluation Reserve		(174,937)
Remeasurement of the Net Defined Benefit Liability		(1,267)
Other Comprehensive Income and Expenditure		<u>(176,204)</u>
Total Comprehensive Income and Expenditure		<u><u>(179,090)</u></u>

Page 237

This statement shows the accounting cost in the year of providing services in accordance with generally accepted accounting practices, rather than the amount to be funded from taxation. Authorities raise taxation to cover expenditure in accordance with statutory requirements; this may be different from the accounting cost. The taxation position is shown in both the Group Expenditure and Funding Analysis and the Group Movement in Reserves Statement.

GROUP MOVEMENT IN RESERVES STATEMENT

	Total Usable Reserves £000	Total Unusable Reserves £000	Total Authority Reserves £000	County Council's Share of Subsidiaries £000	Minority Share of Reserves £000	Total Group Reserves £000
<u>Movement in Reserves during 2023/24</u>						
Balance at 1st April 2023	<u>(617,697)</u>	<u>(2,323,532)</u>	<u>(2,941,229)</u>	<u>12,796</u>	<u>(2,103)</u>	<u>(2,930,536)</u>
Total Comprehensive Expenditure and Income	1,196	(176,204)	(175,008)	(5,257)	66	(180,199)
Adjustments between accounting basis and funding basis under regulations	(62,678)	62,678	0	0	0	0
Net (Increase) / Decrease before Transfers	<u>(61,482)</u>	<u>(113,526)</u>	<u>(175,008)</u>	<u>(5,257)</u>	<u>66</u>	<u>(180,199)</u>
Balance at 31st March 2024	<u>(679,179)</u>	<u>(2,437,058)</u>	<u>(3,116,237)</u>	<u>7,539</u>	<u>(2,037)</u>	<u>(3,110,735)</u>

This statement shows the movement from the start of the year to the end on the different reserves held by the Council, analysed into 'Usable Reserves' (ie those that can be applied to fund expenditure or reduce local taxation) and other 'Unusable Reserves'. The Movement in Reserves Statement shows how the movements in year of the Council's reserves are broken down between gains and losses incurred in accordance with generally accepted accounting practices and the statutory adjustments required to return to the amounts chargeable to Council Tax for the year. The net increase / decrease line shows the statutory General Fund balance movement in the year following those adjustments.

GROUP BALANCE SHEET AS AT 31ST MARCH 2024

1st April 2023 £000		31st March 2024 £000
2,851,343	Property, Plant and Equipment (note 3)	2,965,553
72,771	Investment Property	75,671
10,721	Intangible Assets	10,873
52,022	Heritage Assets	52,019
15,942	Long Term Investments	14,262
60,331	Long Term Debtors	54,860
3,063,130	Long Term Assets	3,173,238
411,981	Short Term Investments	464,869
4,697	Assets held for sale	2,932
3,583	Inventories	3,323
176,520	Short Term Debtors (note 5)	191,086
134,222	Cash and Cash Equivalents (note 4)	108,495
0	Current Tax Assets	0
731,003	Current Assets	770,705
(50,451)	Short Term Borrowing	(37,469)
(197,694)	Short Term Creditors (note 6)	(188,014)
(3,650)	PFI/PPP Liability repayable within 12 months	(4,311)
(9,813)	Provisions to be used within 12 months	(13,584)
(162)	Finance Lease repayable within 12 months	(168)
(12,026)	Capital Grant Receipts in Advance	(14,969)
(273,796)	Current Liabilities	(258,515)
(31,853)	Long Term Creditors	(22,402)
(138,961)	PFI/PPP Liability repayable in excess of 12 months	(134,650)
(1,296)	Finance Lease payable in excess of 12 months	(1,132)
(13,905)	Pensions Liability	(8,238)
(24,029)	Provisions to be used in excess of 12 months	(23,999)
(368,974)	Long Term Borrowing	(372,113)
(10,783)	Capital Grant Receipts in Advance	(12,159)
(589,801)	Long Term Liabilities	(574,693)
2,930,536	Net Assets	3,110,735
617,697	Usable Reserves	679,179
2,323,532	Unusable Reserves	2,437,058
(10,693)	Reserves - Group Entities	(5,502)
2,930,536	Total Reserves	3,110,735

The Balance Sheet shows the value as at the Balance Sheet date of the Assets and Liabilities recognised by the Group. The net Assets of the Group (Assets less Liabilities) are matched by the Reserves held by the Group.

GROUP CASH FLOW STATEMENT

31st March
2024
£000

Net Surplus / (Deficit) on the Provision of Services **2,886**

Adjust Net Surplus / (Deficit) on the Provision of Services for non cash movements

Depreciation / Amortisation	154,573
Impairment and revaluations charged to the provision of services	50,894
Movement in Creditors	(60,852)
Movement in Debtors	21,046
Movement in Inventories	98
Movement in Provisions	3,741
Pensions Liability	937
Carrying Amount of Non-current Assets sold	24,463
Other non-cash items charged to the provision of services	(32,643)
	<u>162,257</u>

Adjust for items included in the Net Surplus / (Deficit) on the Provision of Services that are investing and financing activities

Capital grants credited to the (surplus)/deficit on the provision of services	(125,271)
Proceeds from the sale of property and other assets	(8,621)
	<u>(133,892)</u>
Equity Dividends Paid	0
Taxation	571
Net cash flows from Operating Activities	<u>31,822</u>

Investing Activities

Purchase of Property, Plant and Equipment and Intangible Assets	(158,959)
Purchase of Short Term and Long Term investments	(1,506,294)
Proceeds from the Sale of Property (and other Assets)	8,499
Proceeds from Short Term and Long Term Investments	1,452,104
Other receipts for investing activities	141,757
Net cash flows from Investing Activities	<u>(62,893)</u>

Financing Activities

Cash receipts of Short and Long Term Borrowing	11,679
Other receipts from Financing Activities	(126)
Repayment of the outstanding liability of Finance Lease and similar arrangements	(3,808)
Repayment of Short and Long Term Borrowing	(1,167)
Other payments for Financing Activities	(1,234)
Net cash flows for Financing Activities	<u>5,344</u>

Net Increase / (decrease) in Cash and Cash Equivalents **(25,727)**

Cash and Cash Equivalents at the beginning of the reporting period	134,222
Cash and Cash Equivalents at the end of the reporting period	<u><u>108,495</u></u>
	<u><u>(25,727)</u></u>

NOTES TO THE GROUP STATEMENTS

1. Expenditure and Funding Analysis 2023/24

	Net Expenditure £000	Movement to Earmarked Reserves £000	Net Expenditure Chargeable to the General Fund £000	Adjustments between the Funding and Accounting Basis £000	Net Expenditure in the Comprehensive Income and Expenditure £000
Children and Young People's Service	108,408	(6,212)	102,196	28,946	131,142
Environmental Services	108,879	(235)	108,644	8,558	117,202
Health and Adult Services	228,842	4,259	233,101	5,070	238,171
Resources and Central Services	127,678	19,870	147,548	(7,764)	139,784
Community Development	27,854	12,592	40,446	33,250	73,696
Housing Revenue Account	0	1,321	1,321	-4,230	(2,909)
Corporate Miscellaneous	(53,350)	(47,895)	(101,245)	87,514	(13,731)
NYE	0	(1,018)	(1,018)	1,018	0
Yof Waste Limited	23,072	0	23,072	0	23,072
NYnet Limited	(1,340)	0	(1,340)	0	(1,340)
NY Highways	45,377	0	45,377	0	45,377
Net Cost of Service	615,420	(17,318)	598,102	152,362	750,464
Other Operating Income and Expenditure	0	0	0	11,244	11,244
Financing and Investment Income and Expenditure	1974	0	1,974	(15,802)	(13,828)
Taxation and non specific Income and Expenditure	(559,629)	12,446	(547,183)	(204,156)	(751,339)
Tax Expenses	573	0	573	0	573
(Surplus) or Deficit	58,338	(4,872)	53,466	(56,352)	(2,886)
Opening Group Balance			(505,187)		
Less/Plus Surplus or (Deficit) on Group in Year			53,466		
Closing Group Balance at 31 March 2024			(451,721)		
General Working Balance			(75,157)		
Earmarked Reserves			(456,913)		
Group Reserves			5,502		
			(526,568)		

Adjustments from General Fund to arrive at the Comprehensive Income and Expenditure Statement amounts

	Adjustments for Capital Purposes £000	Net change for the Pensions Adjustments £000	Other Differences £000	Total Adjustments £000
Children and Young People's Service	33,709	(580)	(4,183)	28,946
Environmental Services	107,705	285	(24,394)	83,596
Health and Adult Services	4,685	329	56	5,070
Resources and Central Services	(5,600)	443	(3,907)	(9,064)
Community Development	42,240	130	(9,120)	33,250
Housing Revenue Account	17,645	33	(21,908)	(4,230)
Corporate Miscellaneous	0	2,561	84,953	87,514
PNYES	0	126	892	1,018
Yorwaste Limited	0	0	0	0
NYnet Limited	0	0	0	0
NY Highways	0	0	0	0
Net Cost of Services	200,384	3,327	22,389	226,100
Other Operating Income and Expenditure	10,479	0	765	11,244
Financing and Investment Income and Expenditure	0	(2,390)	(13,412)	(15,802)
Taxation and non specific income and Expenditure	0	0	(204,156)	(204,156)
Difference between General Fund surplus or deficit and Comprehensive Income and Expenditure Statement Surplus or Deficit on the Provision of Services	210,863	937	(194,414)	17,386

2. The Individual Group Companies together with consolidating adjustments are identified within the following schedules for the Comprehensive Income and Expenditure Statement and the respective Balance Sheets.

Summarised Income and Expenditure Statements for the period to
31st March 2024

	NYC £000	NYnet Limited £000	Yorwaste Limited £000	NY Highways £000	Consolidation Adjustments £000	Group £000
Cost of Service	757,093	(49)	(2,090)	(1,348)	0	750,464
Other Operating Expenditure						
Loss on Disposal of Property, Plant and Equipment	10,479	0	0	0	0	10,479
Impairment of Assets Held for Sale	0	0	0	0	0	0
Precepts of Local Precepting Authorities	765	0	0	0	0	765
	<u>11,244</u>	<u>0</u>	<u>0</u>	<u>0</u>	<u>0</u>	<u>11,244</u>
Financing and Investment Income and Expenditure						
Interest payable and similar charges	29,674	0	806	1,235	0	31,715
Interest receivable and similar income	(36,049)	0	(67)	0	0	(36,116)
Financial Instruments	1,604	0	0	0	0	1,604
Investment Properties; revaluation and impairment	(7,907)	0	0	0	0	(7,907)
Surplus of trading activities	(734)	0	0	0	0	(734)
Net interest on the defined benefit liability (asset)	(2,390)	0	0	0	0	(2,390)
	<u>(15,802)</u>	<u>0</u>	<u>739</u>	<u>1,235</u>	<u>0</u>	<u>(13,828)</u>
Taxation and Non-Specific Grant Income	(751,339)	0	0	0	0	(751,339)
(Surplus) / Deficit on Provision of Services	<u>1,196</u>	<u>(49)</u>	<u>(1,351)</u>	<u>(113)</u>	<u>0</u>	<u>(3,459)</u>
Tax Expenses	0	2	571	0	0	573
Interim Dividend	0	0	0	0	0	0
Group (Surplus) / Deficit	<u>1,196</u>	<u>(47)</u>	<u>(780)</u>	<u>(113)</u>	<u>0</u>	<u>(2,886)</u>
(Surplus) / Deficit on Revaluation of Fixed Assets	(196,580)	0	0	0	0	(196,580)
Impairment losses on non-current assets charged to the Revaluation Reserve	21,643	0	0	0	0	21,643
Remeasurements of the Net Defined Benefit Liability	(1,267)	0	0	0	0	(1,267)
Other Comprehensive Income and Expenditure	<u>(176,204)</u>	<u>0</u>	<u>0</u>	<u>0</u>	<u>0</u>	<u>(176,204)</u>
Total Comprehensive Income and Expenditure	<u>(175,008)</u>	<u>(47)</u>	<u>(780)</u>	<u>(113)</u>	<u>0</u>	<u>(179,090)</u>

Balance Sheet as at 31st March 2024

	NYC £000	Yorwaste Limited £000	NYnet Limited £000	NY Highways £000	Consolidation Adjustments £000	Group £000
Property, Plant and Equipment	2,928,922	16,874	14,695	5,062	0	2,965,553
Investment Property	75,671	0	0	0	0	75,671
Intangible Assets	10,873	0	0	0	0	10,873
Heritage Assets	52,019	0	0	0	0	52,019
Long Term Investments	18,280	0	0	0	(4,018)	14,262
Long Term Debtors	68,020	0	0	0	(13,160)	54,860
Long Term Assets	3,153,785	16,874	14,695	5,062	(17,178)	3,173,238
Short Term Investments	464,690	179	0	0	0	464,869
Inventories	2,264	0	375	684	0	3,323
Short Term Debtors	211,363	7,104	6,540	5,185	(39,105)	191,086
Cash and Cash Equivalents	94,588	6,676	2	7,229	0	108,495
Assets held for sale	2,932	0	0	0	0	2,932
Current Tax Assets	0	0	0	0	0	0
Current Assets	775,837	13,959	6,917	13,098	(39,105)	770,705
Short Term Borrowing	(51,506)	0	0	0	14,037	(37,469)
Short Term Creditors	(174,577)	(5,748)	(10,528)	(9,608)	12,447	(188,014)
PFI/PPP Liability repayable within 12 months	(4,311)	0	0	0	0	(4,311)
Finance Lease repayable within 12 months	(168)	0	0	0	0	(168)
Provisions to be used within 12 months	(13,584)	0	0	0	0	(13,584)
Capital Grant Receipts in Advance	(14,969)	0	0	0	0	(14,969)
Current Liabilities	(259,115)	(5,748)	(10,528)	(9,608)	26,484	(258,515)
Long Term Creditors	(15,099)	0	(19,924)	0	12,621	(22,402)
PFI/PPP Liability repayable in excess of 12 months	(134,650)	0	0	0	0	(134,650)
Finance Lease repayable in excess of 12 months	(1,132)	0	0	0	0	(1,132)
Pension Liability	(7,357)	0	0	(881)	0	(8,238)
Provisions to be used in excess of 12 months	(12,760)	(11,239)	0	0	0	(23,999)
Long Term Borrowing	(371,113)	(4,700)	0	(9,460)	13,160	(372,113)
Capital Grant Receipts in Advance	(12,159)	0	0	0	0	(12,159)
Long Term Liabilities	(554,270)	(15,939)	(19,924)	(10,341)	25,781	(574,693)
Net Assets	3,116,237	9,146	(8,840)	(1,789)	(4,018)	3,110,735
Usable Reserves	679,179	0	0	0	0	679,179
Unusable Reserves	2,437,058	0	0	0	0	2,437,058
Reserves - Group Entities	0	9,146	(8,840)	(1,790)	(4,018)	(5,502)
Total Reserves	3,116,237	9,146	(8,840)	(1,790)	(4,018)	3,110,735

3. Movement in Property, Plant and Equipment

	Council Dwellings £000	Aggregated Land and Buildings £000	Vehicles, Plant and Equipment £000	Landfill Site Development & Restoration Costs £000	Total £000
Cost of Valuation					
As at 1st April 2023	541,918	1,445,445	235,008	41,764	2,264,135
Additions	19,632	35,715	15,225	0	70,572
Disposals	(1,332)	(20,066)	(1,985)	0	(23,383)
Transferred to Assets Held for Sale	4,377	(806)	0	0	3,571
Revaluations / (Impairments)					
Recognised in the Revaluation Reserve	8,208	167,263	0	0	175,471
Recognised in Provision of Services	(18,841)	(97,226)	0	0	(116,067)
As at 31st March 2024	553,962	1,530,325	248,248	41,764	2,374,299
Depreciation and Impairments					
As at 1st April 2023	(1,950)	(88,413)	(184,272)	(37,119)	(311,754)
Year on Year Adjustments	0	0	0	0	0
Charge for the year	(7,849)	(51,041)	(14,613)	(1,424)	(74,927)
Disposals	0	0	1,944	0	1,944
Revaluations / (Impairments)					
Recognised in the Revaluation Reserve	515	3,913	0	0	4,428
Recognised in Provision of Services	9,282	69,784	0	0	79,066
Yorwaste Asset Impairment	0	0	0	0	0
As at 31st March 2024	(2)	(65,757)	(196,941)	(38,543)	(301,243)
Balance Sheet Net Amount at 31st March 2024	553,960	1,464,568	51,307	3,221	2,073,056
Balance Sheet Net Amount at 1st April 2023	539,968	1,357,032	50,736	4,645	1,952,381

4. Cash and Cash Equivalents

31st March
2024
£000

Bank current accounts and cash held by the Council	16,658
Short term / call deposits, inc. Cash Balances held by Group Entities	<u>91,837</u>
Total Cash and Cash Equivalents	<u>108,495</u>

5. Short Term Debtors

	31st March 2024	
	£000	£000
Government Entities		
Central Government Bodies	27,541	
Other Local Authorities	(4,927)	
NHS Bodies	<u>22,989</u>	45,603
General Debtors (including Public Corporations and Trading Funds)		126,729
Payments in Advance		<u>36,569</u>
		208,901
Less: Expected Loss Provision		<u>(17,815)</u>
Total Short Term Debtors		<u>191,086</u>

6. Short Term Creditors

	31st March 2024	
	£000	£000
Government Entities		
Central Government Bodies	24,810	
Other Local Authorities	10,594	
NHS Bodies	<u>1,148</u>	36,552
General Creditors (including Public Corporations and Trading Funds)		104,146
Income in Advance		<u>47,317</u>
Total Short Term Creditors		<u>188,014</u>

7. Provisions

	Changes during the year				Balance as at 31st March 2024 £000	To be used		
	Balance as at 1st April 2023 £000	Provision Made £000	Provision Used £000	Provision Written Down £000		Within 1 year £000	In excess of 1 year £000	Total £000
	Insurance	7,269	3,735	(1,035)		0	9,969	3,323
Highways Advance Payments	6,825	2,992	(3,785)	0	6,032	0	6,032	6,032
Alterations & Appeals	8,577	36,059	(34,518)	0	10,118	10,118	0	10,118
Other	225	0	0	0	225	143	82	225
	<u>22,896</u>	<u>42,786</u>	<u>(39,338)</u>	<u>0</u>	<u>26,344</u>	<u>13,584</u>	<u>12,760</u>	<u>26,344</u>
Yorwaste Limited	10,946	293	0	0	11,239	0	11,239	11,239
	<u>33,842</u>	<u>43,079</u>	<u>(39,338)</u>	<u>0</u>	<u>37,583</u>	<u>13,584</u>	<u>23,999</u>	<u>37,583</u>

NORTH YORKSHIRE PENSION FUND
FUND ACCOUNT FOR THE YEAR ENDED 31ST MARCH 2024

2022/23		2023/24
£000		£000 £000
CONTRIBUTIONS AND BENEFITS		
Contributions		
106,551	Employers - Normal	106,048
1,343	- Deficit	1,738
2,339	- Early Retirement Costs Recharged	2,313
35,401	Employees - Normal	38,351
194	- Additional Voluntary	42
<u>145,828</u>	Total Contributions Receivable (note 7)	<u>148,492</u>
18,654	Transfers in (note 8)	22,878
<u>Less</u>		
Benefits		
(106,333)	Pensions	(120,158)
(25,917)	Commutation and Lump Sum Retirement Benefits	(32,718)
(3,321)	Lump Sums Death Benefits	(5,136)
<u>(135,571)</u>	Total Benefits Payable (note 9)	<u>(158,012)</u>
Payments to and on Account of Leavers		
(780)	Refunds to Members Leaving Service	(769)
(14,515)	Transfers Out	(22,696)
<u>(15,295)</u>	Total Payments on Account of Leavers (note 10)	<u>(23,465)</u>
<u>13,616</u>	Net additions/(withdrawals) from dealings with Members	<u>(10,107)</u>
(38,343)	Management Expenses (note 11)	(35,711)
<u>(24,727)</u>	Net additions/(withdrawals) including Fund Management expenses	<u>(45,818)</u>
RETURNS ON INVESTMENTS		
12,744	Investment income (note 12)	20,383
0	Taxation (note 12a)	0
(401,746)	Change in market value of investments (note 14a)	464,808
<u>(389,002)</u>	Net returns on investments	<u>485,191</u>
0	Net increase/ (decrease) in the Fund during the year	439,373
4,634,453	Opening Net Assets of the Fund	4,220,724
<u>4,634,453</u>	Closing Net Assets of the Fund	<u>4,660,097</u>

NORTH YORKSHIRE PENSION FUND – NET ASSETS STATEMENT

31st March 2023 £000		31st March 2024 £000
	INVESTMENT ASSETS	
0	Fixed Interest Securities	0
1,182	Equities	1,182
3,545,213	Pooled Investments	3,815,246
266,225	Pooled Property Investments	260,850
<u>392,532</u>	Private Equity	<u>548,723</u>
4,205,152		4,626,001
1,902	Cash Deposits	4,637
<u>787</u>	Investment Debtors	<u>16,327</u>
<u>4,207,841</u>	TOTAL INVESTMENT ASSETS	<u>4,646,966</u>
	INVESTMENT LIABILITIES	
<u>0</u>	TOTAL INVESTMENT LIABILITIES	<u>0</u>
<u>4,207,841</u>	NET INVESTMENT ASSETS (note 14a)	<u>4,646,966</u>
0	LONG-TERM DEBTORS	0
	CURRENT ASSETS	
11,708	Contributions due from employers	12,071
1,588	Other Non-Investment Debtors	1,381
<u>1,776</u>	Cash	<u>2,083</u>
<u>15,072</u>	TOTAL CURRENT ASSETS	<u>15,535</u>
	CURRENT LIABILITIES	
<u>(2,189)</u>	Non-Investment Creditors	<u>(2,404)</u>
<u>(2,189)</u>	TOTAL CURRENT LIABILITIES	<u>(2,404)</u>
<u>4,220,724</u>	TOTAL NET ASSETS (note 14c)	<u>4,660,097</u>

The accounts summarise the transactions of the Fund and deal with the net assets. They do not take account of the obligations to pay pensions and benefits which fall after the end of the financial year.

NOTES TO THE NORTH YORKSHIRE PENSION FUND ACCOUNT
FOR THE YEAR ENDED 31ST MARCH 2024

1. Description of the Fund

The North Yorkshire Pension Fund (NYPF or “the Fund”) is part of the Local Government Pension Scheme (LGPS) and is administered by North Yorkshire Council (NYC). The Council is the reporting entity for the Fund.

The following description of the Fund is a summary only. For more detail, refer to the NYPF Annual Report 2023/24 and the statutory powers underpinning the Scheme, namely the Public Service Pensions Act 2013 and the Local Government Pension Scheme (LGPS) Regulations.

(a) General

The Fund is governed by the Public Service Pensions Act 2013 and is administered in accordance with the following secondary legislation:

- the LGPS Regulations 2013 (as amended)
- the LGPS (Transitional Provisions, Savings and Amendment) Regulations 2014 (as amended)
- the LGPS (Management and Investment of Funds) Regulations 2016 (as amended)

It is a contributory defined benefit pension scheme administered by NYC to provide pensions and other benefits for pensionable employees of NYC and a range of other scheduled and admitted bodies within the county area. Teachers, police officers and fire fighters are not included as they come within other national pension schemes.

The Fund is overseen by the Pension Fund Committee, which is a committee of NYC.

(b) Membership

Membership of the LGPS is voluntary and employees are free to choose whether to join the Fund, remain in the Fund or make their own personal arrangements outside the Scheme. New joiners are auto-enrolled to the Fund but may subsequently opt-out.

Organisations participating in NYPF include:

- scheduled bodies, which are local authorities, academy trusts and similar bodies whose staff are automatically entitled to be members of the Fund
- admitted bodies, which are other organisations that participate in the Fund under an admission agreement between the Fund and the relevant organisation. Admitted bodies include voluntary, charitable and similar bodies or private contractors undertaking a local authority function following outsourcing to the private sector.

At 31 March 2024 there were 118 contributing employer organisations within NYPF including the Council itself, and over 101,000 individual members.

Active, pensioner and deferred pensioner numbers, split between NYC as the Administering Authority and all other employers were as follows:

	31st March 2023 No.	31st March 2024 No.
Number of Employers with Active Members	131	118
Employees in the Fund		
NYC	12,771	15,371
Other employers	18,177	15,128
Total	<u>30,948</u>	<u>30,499</u>
Pensioners		
NYC	15,573	20,952
Other employers	13,129	9,824
Total	<u>28,702</u>	<u>30,776</u>
Deferred Pensioners		
NYC	24,333	26,917
Other employers	15,827	12,948
Total	<u>40,160</u>	<u>39,865</u>

(c) Funding

Benefits are funded by contributions and investment earnings. Contributions are made by active members of the Fund in accordance with the LGPS Regulations 2013 and range from 5.5% to 12.5% of pensionable pay for the financial year ended 31 March 2024. Employee contributions are supplemented by employers' contributions which are primarily determined as part of each triennial valuations. The last such valuation was on 31 March 2022 and that set the contribution rates for 2023/24, 2024/25, 2025/26; details of the rates for individual employers are available on the Fund's website.

(d) Benefits

Prior to 1 April 2014 pension benefits under the LGPS up to 31 March 2014 are based on final pensionable pay and length of pensionable service.

For service up to 31 March 2008 each year worked is worth 1/80th of final pensionable salary, an automatic lump sum of three times salary is payable, and part of the annual pension can be exchanged for a one-off tax free cash payment at the rate of £12 lump sum for each £1 pension given up. For service from 1 April 2008 each year worked is worth 1/60th of final pensionable salary, there is no automatic lump sum, and part of the annual pension can be exchanged at the same rate as for service up to 31 March 2008.

From 1 April 2014 the scheme became a career average scheme whereby members accrue benefits based on their pensionable pay in that year at an accrual rate of 1/49th. Accrued pension is adjusted annually in line with CPI.

There are a range of other benefits provided under the Scheme including early retirement, disability pensions and death benefits. For more details please refer to the Publications section on the Fund's website at <https://www.nypf.org.uk/index.shtml>.

2. Basis of Preparation

The Statement of Accounts summarises the Fund's transactions for the 2023/24 financial year and its year end position as at 31 March 2024. The accounts have been prepared in accordance with the Code of Practice on Local Authority Accounting in the United Kingdom 2023/24 which is based upon International Financial Reporting Standards (IFRS), as amended for the UK public sector. The accounts have been prepared on the basis that functions of the Pension Fund will continue in operational existence for the foreseeable future.

The accounts report on the net assets available to pay pension benefits. They do not take account of obligations to pay pensions and benefits which fall due after the end of the financial year.

3. Summary of Significant Accounting Policies

Fund Account – Revenue Recognition

(a) Contribution Income

Normal contributions, both from the members and from the employer, are accounted for on an accruals basis at the percentage rate recommended by the fund actuary for employer contributions and the rates set by statute for employee contributions.

Employer deficit funding contributions are accounted for in the period in which they are payable under the schedule of contributions set by the Actuary or on receipt if earlier than the due date.

Employers' augmentation contributions (pension strain due to early retirement and compensatory added years) are accounted for in the period in which the liability arises. Any amount due in year but unpaid will be classed as a current asset. Amounts due in future years are classed as long term assets.

(b) Transfers To and From Other Schemes

Transfer values represent the amounts received and paid during the year for members who have either joined or left the Fund during the financial year and are calculated in accordance with LGPS Regulations (see notes 8 and 10).

Individual Transfers in/out are accounted for when received/paid, which is normally when the member liability is accepted or discharged.

Transfers in from members wishing to use the proceeds of their additional voluntary contributions or other defined contribution arrangements to purchase scheme benefits are accounted for on a receipts basis and are included in Transfers In (see note 8).

Bulk (group) transfers are accounted for on an accruals basis in accordance with the terms of the transfer agreement.

(c) Investment Income

Interest income is recognised in the Fund as it accrues, using the effective interest rate of the financial instrument as at the date of acquisition or origination. Income includes the amortisation of any discount or premium, transaction costs or other differences between the initial cost of the instrument and its value at maturity calculated on an effective interest rate basis.

Dividend income is recognised on the date the shares are quoted ex-dividend. Any amount not received by the end of the reporting period is disclosed in the Net Assets Statement as a current asset.

Distributions from pooled funds are recognised at the date of issue. Any amount not received by the end of the reporting period is disclosed in the Net Assets Statement as a current asset.

Changes in the net market value of investments are recognised as income/expenditure and comprise all realised and unrealised profits/losses during the year.

Fund Account – Expense Items

(d) Benefits Payable

Pensions and lump sum benefits payable include all amounts known to be due as at the financial year end. Any amounts due but not paid are disclosed in the Net Assets Statement as current liabilities.

(e) Taxation

The Fund is a registered public service scheme under Section 1(1) of Schedule 36 of the Finance Act 2004 and as such is exempt from UK income tax on interest received and from capital gains tax on the proceeds of investments sold. Income from overseas investments suffers withholding tax in the country of origin, unless exemption is permitted. Irrecoverable tax is accounted for as a Fund expense as it arises.

(f) Management expenses

The Fund discloses its pension fund management expenses in accordance with the CIPFA guidance Accounting for Local Government Pension Scheme Management Expenses (2016), as shown below. All items of expenditure are charged to the fund on an accruals basis as follows:

Administrative expenses	All staff costs of the pensions administration team are charged direct to the Fund. Associated management, accommodation and other overheads are apportioned to this activity and charged as expenses to the Fund.
Oversight and governance	All staff costs associated with governance and oversight are charged direct to the Fund. Associated management, accommodation and other overheads are apportioned to this activity and charged as expenses to the Fund.
Investment management expenses	Fees of the external investment managers are set out in the respective mandates governing their appointments. Broadly, these are based on the market value of the investments under their management and therefore increase or reduce as the value of these investments change.

In addition, the Fund has negotiated with the following managers that an element of their fee will be performance related:

- Baillie Gifford & Co - Global Equities
- Arcmont (formerly Bluebay) – Private Debt

- Permira – Private Debt
- BCPP – Infrastructure, Private Debt and Climate Opportunities

Where an investment manager's fee note has not been received by the year-end date, an estimate based upon the market value of their mandate as at the end of the year is used for inclusion in the Fund Account.

Net Assets Statement

(g) Lifetime Allowances

Members are entitled to request the Fund pays their tax liabilities due in respect of lifetime allowance in exchange for a reduction in pension. Where the Fund pays member tax liabilities direct to HMRC it is treated as an expense in the year in which the payment occurs.

(h) Financial Assets

Equity shares in the LGPS asset pool, Border to Coast Pensions Partnership (BCPP), are valued at transaction price, i.e. cost, as an appropriate estimate of fair value. An asset is recognised in the Net Assets Statement on the date the Fund becomes party to the contractual acquisition of the asset. From this date any gains or losses arising from changes in the fair value of the asset are recognised in the Fund Account.

If valuations at the reporting date are not yet available, as may be the case for private debt and infrastructure investments, the latest available valuation is adjusted for cashflows in the intervening period.

The values of investments as shown on the Net Assets Statement have been determined at fair value in accordance with the requirements of the Code and IFRS 13 (see Note 16). For the purposes of disclosing levels of fair value hierarchy, the Fund has adopted the classification guidelines recommended in *Practical Guidance on Investment Disclosures* (PRAG / Investment Association, 2016).

(i) Foreign Currency Transactions

Dividends, interest and purchases and sales of investments in foreign currencies have been accounted for at the spot market rates at the date of the transaction. End of year spot market exchange rates are used to value cash balances held in foreign currency bank accounts, market values of overseas investment and purchases and sales outstanding at the end of the reporting period.

(j) Derivatives

The Fund does not hold derivatives for speculative purposes (see note 15).

(k) Cash and Cash Equivalents

Cash comprises cash in hand and demand deposits, and includes amounts held by the Fund's external managers and custodian.

Cash equivalents are short term, highly liquid investments that are readily convertible into known amounts of cash and that are subject to minimal risk of changes in value.

(l) Liabilities

The Fund holds liabilities at amortised cost as at the reporting date. A liability is recognised in the Net Assets Statement on the date the Fund becomes party to the liability. From this date any gains or losses arising from changes in the fair value of the liability are recognised in the Fund Account as part of the change in market value of investments.

(m) Actuarial Present Value of Promised Retirement Benefits

The actuarial present value of promised retirement benefits is assessed on a triennial basis by the Fund's Actuary in accordance with the requirements of IAS26 and relevant actuarial standards.

As permitted under the Code, the Fund has opted to disclose the actuarial present value of promised retirement benefits by way of an **Appendix** to these statements.

(n) Additional Voluntary Contributions

The Fund provides an Additional Voluntary Contribution (AVC) scheme for its members, the assets of which are invested separately from those of the Fund. The Fund has appointed Prudential as its AVC provider. AVCs are paid to the AVC provider by employers and are specifically for providing additional benefits for individual contributors. Each AVC contributor receives an annual statement showing the amount held in their account and the movements in the year.

AVCs are not included in the accounts in accordance with Section 4(1)(b) of the LGPS (Management and Investment of Funds) Regulations 2016 but are disclosed for information only (see note 23).

(o) Contingent assets and contingent liabilities

A contingent asset arises where an event has taken place giving rise to a possible asset whose existence will only be confirmed or otherwise by the occurrence of future events.

A contingent liability arises where an event has taken place prior to the year-end giving rise to a possible financial obligation whose existence will only be confirmed or otherwise by the occurrence of future events. Contingent liabilities can also arise in circumstances where a provision would be made, except that it is not possible at the balance sheet date to measure the value of the financial obligation reliably.

Contingent assets and liabilities are not recognised in the Net Assets Statement but are disclosed by way of narrative in the notes.

4. Critical Judgement in Applying Accounting Policies

Equity Shares in Border to Coast Pensions Partnership (BCPP)

The Fund's shareholding in the asset pool BCPP Ltd. has been valued at transaction price i.e. cost, as an appropriate estimate of fair value. The Class A share is valued at £1 and reflects the ownership stake in the company carrying full voting rights, dividend and capital distribution rights, whilst the Class B shares are valued at £1,181,818 and represented the Fund's contribution to the company's FCA regulatory capital requirement. Management have made this judgement using the criteria set out in IFRS 9 Financial Instruments:

- fair value cannot be otherwise established for these assets as there is currently no market for the shares and no identical or similar market to compare to;

- After two of the pool's partner funds (Northumberland and Tyne & Wear) merged on 1 April 2020, the obligation to meet the company's capital requirement were re-allocated between the remaining eleven partner funds. This serves as a precedent that in the event of a future exit from the partnership, the Fund's shares could be disposed of at cost back to the pool and re-issued to the remaining partners;
- BCPP is intending to trade at a breakeven position (nominal profit or loss) with any values offset against partner funds future costs. The company's own audited accounts show its shareholder funds to be equal to the regulatory capital invested.

The cost of these shares has therefore been determined as a reasonable and appropriate estimate of their fair value.

5. Assumptions Made About the Future and Other Major Sources of Estimation Uncertainty

These accounts require management to make judgements, estimates and assumptions that affect the amounts reported for assets and liabilities at the balance sheet date and for revenue and expenses during the year. Estimates are made taking into account historical experience, current trends, and other relevant factors. However, the nature of estimation means that the actual outcomes could differ from those based on these assumptions and estimates.

Private equity investments are valued at fair value in accordance with International Private Equity and Venture Capital Valuation Guidelines (2018). These investments are not publicly listed and as such there is a degree of estimation involved in the valuation, with other private market (unlisted) assets are treated similarly.

Investments, where at least one input with a material effect on the instrument's fair value is not based on observable market data, are classified as Level 3 assets within the Fair Value Hierarchy. The Fund held £533.3m of financial assets under this valuation basis as at 31 March 2024 (31 March 2023 £392.5m). A description of the valuation basis for each level 3 asset along with an associated sensitivity analysis can be found in Note 16.

6. Events After the End of the Reporting Period

In June 2023 the High Court (Virgin Media Limited v NTL Pension Trustees II Limited) ruled that amendments to certain defined benefit pension schemes were void if they were not accompanied by section 37 actuarial certificates. The Court of Appeal rejected an appeal of this decision in July 2024. The Local Government Pension Scheme is affected by this ruling.

The Government Actuary's Department has so far failed to locate evidence that section 37 certificates are in place for all amendments. Work is ongoing to discover whether the evidence exists. Until this work is complete, it is not possible to conclude whether there is any impact on the value of retirement benefits under IAS26 or if it can be reliably estimated.

Although this is the current position in law, the Government is being lobbied to make a change to the regulations so as to retrospectively validate amendments which would otherwise be void because of a failure to have obtained section 37 certificates. The Government has an existing power to make the necessary regulations but not yet said whether it will do anything. There is also the possibility that Virgin Media could seek permission to appeal to the Supreme Court.

Developments are being monitored. In the current circumstances, it is not considered

necessary to make any allowance for the potential impact of the Virgin Media case in the disclosure of the value of retirement benefits in the financial statements.

7. Contributions Receivable

By category

	2022/23 £000	2023/24 £000
Employees' Contributions	35,595	38,393
Employers' Contributions		
Normal contributions	106,551	106,048
Deficit recovery contributions	1,343	1,738
Augmented contributions	<u>2,339</u>	<u>2,313</u>
Total Contributions	<u>145,828</u>	<u>148,492</u>

By authority

	2022/23 £000	2023/24 £000
Contributions Receivable		
North Yorkshire Council	65,242	81,869
Other Scheduled Bodies	72,969	58,855
Admitted Bodies	<u>7,617</u>	<u>7,768</u>
	<u>145,828</u>	<u>148,492</u>

8. Transfers In from Other Pension Funds

All transfers in were individual transfers. There were no group transfers during the 2023/24 (£0 in 2022/23).

9. Benefits Payable

	2022/23 £000	2023/24 £000
Benefits Payable		
North Yorkshire Council	55,620	99,749
Other Scheduled Bodies	69,636	46,385
Admitted Bodies	<u>10,315</u>	<u>11,878</u>
	<u>135,571</u>	<u>158,012</u>

10. Payments To and On Account of Leavers

	2022/23 £000	2023/24 £000
Leavers		
Refunds to Members Leaving Service	780	769
Individual Transfers	<u>14,515</u>	<u>22,696</u>
	<u>15,295</u>	<u>23,465</u>

11. Management Expenses

	2022/23 £000	2023/24 £000
Administrative Costs	2,405	2,545
Investment Management Costs	34,069	31,035
Oversight and Governance Costs	1,869	2,131
	<u>38,343</u>	<u>35,711</u>

Investment Management Costs includes £4,136k (2022/23: £6,569k) in respect of performance related fees payable to the Fund's investment managers and £7,072k in respect of transaction costs (2022/23; £10,659k).

In addition to these costs, indirect costs are incurred through the bid-offer spread on investments sales and purchases. These are reflected in the cost of acquisitions and in the proceeds from the sales of investments (see Note 14a).

12. Investment Income

	2022/23 £000	2023/24 £000
Income from Bonds	0	0
Income from Equities	49	(232)
Pooled Property Investments	1,613	4,178
Pooled Investments - Other Managed Funds	9,630	16,157
Interest on Cash Deposits	1,130	280
Other	322	0
	<u>12,744</u>	<u>20,383</u>

13. Other Fund Account Disclosures

	2022/23 £000	2023/24 £000
Payable in respect of external audit	<u>19</u>	<u>92</u>

14. Investments

(a) Reconciliation of Movements in Investments

	Value as at 1st April 2023 £000	Change in market value £000	Sale proceeds receipts £000	Purchases as at cost payments £000	Value as at 31st March 2024 £000
Equities	1,182	0	0	0	1,182
Pooled Investments	3,545,213	427,829	(793,340)	635,544	3,815,246
Pooled Property	266,225	3,206	(18,581)	10,000	260,850
Private Equity / Infrastructure	392,532	33,977	(54,556)	176,770	548,723
Total Invested	4,205,151	465,012	(866,477)	822,315	4,626,001
Spot FX		(204)			
Amount receivable for sales					15,000
Cash Deposits	1,902				4,637
Net Investment Debtors	787	0			1,327
Net Investment Assets	<u>4,207,840</u>	<u>464,808</u>			<u>4,646,966</u>

	Value as at 1st April 2022 £000	Change in market value £000	Sale proceeds & derivative receipts £000	Purchases as at cost and derivative payments £000	Value as at 31st March 2023 £000
Equities	1,182	0	0	0	1,182
Pooled Funds	4,012,685	(387,752)	(625,238)	545,518	3,545,213
Pooled Property	343,741	(37,117)	(40,399)	0	266,225
Private Equity / Infrastructure	245,790	24,111	(59,646)	182,277	392,532
Total Invested	4,603,398	(400,758)	(725,283)	727,795	4,205,152
Spot FX		(574)			
Cash Deposits	1,501	(414)			1,902
Net Investment Debtors	736	0			787
Net Investment Assets	<u>4,605,635</u>	<u>(401,746)</u>			<u>4,207,840</u>

(b) Analysis of Investments

	2022/23 £000	2023/24 £000
Fixed Interest Securities		
UK Public Sector Quoted	<u>0</u>	<u>0</u>
Equities		
UK Unquoted	<u>1,182</u>	<u>1,182</u>
	<u>1,182</u>	<u>1,182</u>
Pooled Investments		
UK Cash Funds	25,221	161,157
Overseas Cash Funds	10,022	11,679
UK Equity	415,870	424,473
UK Property	266,225	260,850
UK Government Bonds	496,490	576,649
UK Corporate Bonds	301,144	338,075
Multi Asset Credit	220,369	241,000
Overseas Equity	2,067,679	2,055,794
Private Debt	163,560	212,645
Insurance Linked Securities	8,418	6,419
Infrastructure	<u>228,972</u>	<u>336,079</u>
	<u>4,203,970</u>	<u>4,624,820</u>
Total Investments	<u>4,205,152</u>	<u>4,626,002</u>
Cash Deposits	1,902	4,637
Net Investment Debtors	787	16,327
Net Investment Assets	<u>4,207,841</u>	<u>4,646,966</u>

(c) Investments analysed by Fund Manager

	31st March 2023		31st March 2024	
	£000	%	£000	%
Investments managed by Border to Coast				
Pension Partnership:				
BCPP - Global Equity Alpha	1,219,592	29.1	1,372,719	29.5
BCPP - Index Linked Gilt Fund	496,490	11.8	576,649	12.4
BCPP - Investment Grade Credit	301,144	7.2	338,075	7.3
BCPP - Listed Alternatives	288,091	6.8	266,380	5.7
BCPP - Infrastructure 1A	213,575	5.1	256,792	5.5
BCPP - Multi Asset Credit	220,369	5.2	241,000	5.2
BCPP - UK Equities	178,386	4.2	180,383	3.8
BCPP - Private Debt	99,344	2.4	135,241	2.8
BCPP - Infrastructure Series 2A	6,910	0.2	58,405	1.3
BCCP - Climate Opportunities Fund	16,973	0.4	41,277	0.9
BCCP - Private Credit Series 2	5,087	0.1	20,782	0.4
	<u>3,045,961</u>	<u>72.5</u>	<u>3,487,703</u>	<u>74.8</u>
Investments managed outside of Border to Coast Pensions Partnership:				
Baillie Gifford & Co. - LTGG	797,479	19.0	660,785	14.2
Threadneedle	0	0.0	199,636	4.3
Northern Trust - STIF - UK	188,373	4.5	161,157	3.5
Legal & General	44,004	1.0	44,487	1.0
Blue Bay	35,243	0.8	26,800	0.6
Hermes	33,848	0.8	16,726	0.4
Northern Trust - STIF - Overseas	22,948	0.5	11,679	0.3
Permira	27,696	0.7	9,428	0.2
Leadenhall Remote Fund	3,347	0.1	2,877	0.1
Leadenhall Diversified Fund	2,012	0.0	2,543	0.1
BCPP - UK Unquoted Equities	3,059	0.1	1,182	0.0
Leadenhall NAT CAT Fund	1,182	0.0	999	0.0
	<u>1,159,191</u>	<u>27.5</u>	<u>1,138,299</u>	<u>24.7</u>
Cash Deposits	1,902	0.0	4,637	0.1
Net Investment Debtors	787	0.0	16,327	0.4
	<u>1,909,880</u>	<u>0.0</u>	<u>21,601</u>	<u>0.5</u>
Total	<u>4,207,841</u>	<u>100.0</u>	<u>4,646,966</u>	<u>100.0</u>

The investments with BCPP Global Equity Alpha, BCPP Listed Alternatives, BCPP Multi Asset Credit, BCPP Index Linked Gilts, BCPP Investment Grade Credit, BCPP Infrastructure and Baillie Gifford & Co each represent more than 5% of net assets. These investments are in pooled funds.

15. Analysis of Derivatives

The Fund does not hold derivatives.

16. Fair Value – Basis of Valuation

The basis of the valuation of each class of investment asset is set out below. There has been no change in the valuation techniques used during the year. All assets have been valued using fair value techniques which represent the highest and best price available at the reporting date.

Description of asset	Valuation hierarchy	Basis of valuation	Observable and unobservable inputs	Key sensitivities affecting the valuations provided
Market quoted investments	Level 1	Published bid market price ruling on the final day of the accounting period	Not required	Not required
Quoted bonds	Level 1	Fixed interest securities are valued at a market value based on current yields	Not required	Not required
Exchange traded pooled investments	Level 1	Closing bid value on published exchanges	Not required	Not required
Unquoted bonds	Level 2	Average of broker prices	Evaluated price feeds	Not required
Overseas bond options	Level 2	Option pricing model	Annualised volatility of counterparty credit risk	Not required
Pooled investments – overseas unit trusts and property funds	Level 2	Closing bid price where bid and offer prices are published Closing single price where single price published	NAV-based pricing set on a forward pricing basis	Not required
Pooled investments – hedge funds	Level 3	Closing bid price where bid and offer prices are published Closing single price where single price published	NAV-based pricing set on a forward pricing basis	Valuations could be affected by material events occurring between the date of the financial statements provided and the pension fund's own reporting date, by changes to expected cashflows, and by any differences between audited and unaudited accounts

Other unquoted and private equities	Level 3	Comparable valuation of similar companies in accordance with International Private Equity and Venture Capital Valuation Guidelines (2018)	EBITDA multiple Revenue multiple Discount for lack of marketability Control premium	Valuations could be affected by changes to expected cashflows, and by any differences between audited and unaudited accounts
--	---------	---	--	--

Sensitivity of assets valued at level 3

Having analysed historical data and current market trends, and consulted with independent investment advisors, the Fund has determined that the valuation methods described above are likely to be accurate to within the following ranges, and has set out below the consequent potential impact on the closing value of investments held at 31 March 2024.

	Value at 31 March 2024 £000	Value on increase £000	Value on decrease £000
Assessed valuation range (+/-)			
Pooled investments- Private Debt	212,645	221,570	188,365
Pooled investments- Infrastructure	<u>336,079</u>	<u>362,293</u>	<u>309,865</u>
Total	<u>548,723</u>	<u>583,863</u>	<u>498,230</u>
	Value at 31 March 2023 £000	Value on increase £000	Value on decrease £000
Assessed valuation range (+/-)			
Pooled investments- Private Debt	163,560	176,482	150,640
Pooled investments- Infrastructure	<u>228,972</u>	<u>246,374</u>	<u>211,570</u>
Total	<u>392,532</u>	<u>422,856</u>	<u>362,210</u>

a. Fair Value Hierarchy

Asset and liability valuations have been classified into three levels, according to the quality and reliability of information used to determine fair values. Transfers between levels are recognised in the year in which they occur.

Level 1

Assets and liabilities at level 1 are those where the fair values are derived from unadjusted quoted prices in active markets for identical assets or liabilities. Products classified as level 1 comprise quoted equities, quoted fixed securities, quoted index linked securities and unit trusts.

Level 2

Assets and liabilities at level 2 are those where quoted market prices are not available; for example, where an instrument is traded in a market that is not considered to be active, or where valuation techniques are used to determine fair value.

Level 3

Assets and liabilities at level 3 are those where at least one input that could have a significant effect on the instrument's valuation is not based on observable market data.

The following table provides an analysis of the financial assets and liabilities of the Pension Fund grouped into levels 1 to 3, based on the level at which the fair value is observable.

	Quoted market price Level 1 £000	Using observable inputs Level 2 £000	With significant unobservable inputs Level 3 £000	Total £000
Values at 31 March 2024				
Financial assets at fair value through profit and loss	15,000	4,077,424	548,723	4,641,147
Net investment assets	<u>15,000</u>	<u>4,077,424</u>	<u>548,723</u>	<u>4,641,147</u>

	Quoted market price Level 1 £000	Using observable inputs Level 2 £000	With significant unobservable inputs Level 3 £000	Total £000
Values at 31 March 2023				
Financial assets at fair value through profit and loss	2,689	3,811,438	392,532	4,206,659
Net investment assets	<u>2,689</u>	<u>3,811,438</u>	<u>392,532</u>	<u>4,206,659</u>

Level 1 and Level 2 Asset values restated as at 31/03/2023, following the reclassification of Northern Trust STIF from a Level 1 to Level 2 asset upon a review of the valuation characteristics.

b. Reconciliation of Fair Value Measurements Within Level 3

	Market Value at 1 April 2023 £000	Transfers into Level 3 £000	Transfers out of Level 3 £000	Purchases During the Year £000	Sales During the Year £000	Unrealised Gains and Losses £000	Realised Gains and Losses £000	Market Value at 31 March 2024 £000
Private Debt	163,560	0	0	69,577	(28,794)	6,748	1,553	212,644
Infrastructure	228,972	0	0	107,193	(16,528)	15,992	450	336,079
	<u>392,532</u>	<u>0</u>	<u>0</u>	<u>176,770</u>	<u>(45,322)</u>	<u>22,740</u>	<u>2,003</u>	<u>548,723</u>

	Market Value at 1 April 2022 £000	Transfers into Level 3 £000	Transfers out of Level 3 £000	Purchases During the Year £000	Sales During the Year £000	Unrealised Gains and Losses £000	Realised Gains and Losses £000	Market Value at 31 March 2023 £000
Private Debt	105,839	0	0	80,062	(23,096)	1,733	(978)	163,560
Infrastructure	139,952	0	0	102,214	(29,956)	15,435	1,327	228,972
	<u>245,791</u>	<u>0</u>	<u>0</u>	<u>182,276</u>	<u>(53,052)</u>	<u>17,168</u>	<u>349</u>	<u>392,532</u>

17. Financial Instruments

(a) Classification of Financial Instruments

Accounting policies describe how different asset classes of financial instruments are measured, and how income and expenses, including fair value gains and losses, are recognised. The following table summarises the carrying amounts of financial assets and liabilities by category.

31st March 2023			31st March 2024		
Designated as fair value through profit and loss £000	Loans and Receivables £000	Financial Liabilities amortised at cost £000	Designated as fair value through profit and loss £000	Loans and Receivables £000	Financial Liabilities amortised at cost £000
Assets					
0	0	0	0	0	0
0	1,182	0	0	1,182	0
3,545,213	0	0	3,815,246	0	0
266,225	0	0	260,850	0	0
392,532	0	0	548,723	0	0
0	0	0	0	0	0
1,902	1,776	0	0	6,720	0
787	0	0	16,327	0	0
0	13,296	0	0	13,452	0
<u>4,206,659</u>	<u>16,254</u>	<u>0</u>	<u>4,641,147</u>	<u>21,354</u>	<u>0</u>
Liabilities					
0	0	0	0	0	0
0	0	(2,189)	0	0	(2,404)
0	0	(2,189)	0	0	(2,404)
<u>4,206,659</u>	<u>16,254</u>	<u>(2,189)</u>	<u>4,641,147</u>	<u>21,354</u>	<u>(2,404)</u>

(b) Net Gains and Losses on Financial Instruments

	2022/23 £000	2023/24 £000
Fair Value Through Profit & Loss	(401,746)	449,426
Loans and Receivables	0	0
	<u>(401,746)</u>	<u>449,426</u>

18. Nature and Extent of Risks Arising from Financial Instruments

Risk and Risk Management

The Fund's primary long term risk is that the Fund's assets will fall short of its liabilities (i.e. promised benefits payable to members). Therefore, the aim of investment risk management is to minimise the risk of an overall reduction in the value of the Fund and to maximise the opportunity for gains across the whole Fund portfolio. The Fund achieves this through asset diversification to reduce exposure to market risk (price risk, currency risk and interest rate risk) and credit risk to an acceptable level. In addition, the Fund manages its liquidity risk to ensure there is sufficient liquidity to meet the Fund's forecast cash flows. NYC manages these investment risks as part of its overall approach to Pension Fund risk.

Responsibility for the Fund's risk management strategy rests with the Pension Fund Committee. A Risk Register has been established to identify and analyse the risks faced by NYC's pensions operations. This document is reviewed regularly to reflect changes in activity and in market conditions.

(a) Market Risk

Market risk is the risk of loss from fluctuations in equity prices, interest and foreign exchange rates and credit spreads. The Fund is exposed to market risk from its investment activities, particularly through its equity holdings. The level of risk exposure depends on market conditions, expectations of future price and yield movements and the asset mix.

The objective of the Fund's Risk Register includes identifying, managing and controlling market risk exposure within acceptable parameters, whilst optimising the risk-adjusted return.

In general, excessive volatility in market risk is managed through the diversification of the portfolio in terms of geographical and industry sectors and individual securities. To mitigate market risk, the Pension Fund Committee (PFC) and its investment advisers undertake appropriate monitoring of market conditions and benchmark analysis.

The Fund manages these risks in two ways:

- the exposure of the Fund to market risk is monitored through advice from the investment advisers to ensure that risk remains within tolerable levels
- specific risk exposure is limited by applying risk weighted maximum exposures to individual investments through Investment Management Agreements

Other Price Risk

Other price risk represents the risk that the value of a financial instrument will fluctuate as a result of changes in market prices (other than those arising from interest rate risk or foreign exchange risk), whether those changes are caused by factors specific to the individual instrument or its issuer or factors affecting all such instruments in the market.

The Fund is exposed to share and derivative price risk. This arises from investments held by the Fund for which the future price is uncertain. All securities investments present a risk of loss of capital. The maximum risk resulting from financial instruments is determined by the fair value of the financial instruments.

The Fund's investment managers mitigate this price risk through diversification and the selection of securities and other financial instruments is monitored to ensure it is within limits specified in the Fund's investment strategy.

Other Price Risk – Sensitivity Analysis

Following analysis of historical data and expected investment return movement during the financial year, in consultation with the Fund's investment consultants, the Fund has determined that the following movements in market price risk are reasonably possible for the 2023/24 reporting period.

Asset Type	Potential Market	Potential Market
	Movements as at	Movements as at
	31st March 2024	31st March 2023
	(+/-)	(+/-)
	%	%
Equities	6.9	7.0
Property	6.6	5.9
Infrastructure	7.8	7.6
Listed alternatives	6.9	6.9
Illiquid credit	8.1	7.9
Investment grade credit	5.1	5.2
Non-investment grade credit	6.1	6.4
Absolute Return	8.0	6.0
Gilts	3.4	2.9
Cash	3.8	3.3

The potential price changes disclosed above are broadly consistent with a one-standard deviation movement in the value of the assets. The sensitivities are consistent with the assumptions contained in the investment advisors' most recent review. This analysis assumes that all other variables, in particular foreign currency exchange rates and interest rates, remain the same.

Had the market price of the Fund investments increased/decreased in line with the above, the change in the net assets available to pay benefits in the market price would have been as follows (the prior year comparator is shown below).

Asset Type	Value as at 31st March 2024 £000	Potential Market Movement £000	Value on Increase £000	Value on Decrease £000
Equities	2,480,268	171,138	2,651,406	2,309,129
Gilts	576,649	19,606	596,255	557,043
Investment grade credit	338,075	17,242	355,316	320,833
Non-investment grade credit	248,677	15,169	263,847	233,508
Other Pooled Investments	6,419	0	6,419	6,419
Property	260,850	17,216	278,066	243,634
Infrastructure	336,079	26,214	362,293	309,865
Illiquid credit	204,968	16,602	221,570	188,365
Total Assets	<u>4,451,984</u>		<u>4,735,172</u>	<u>4,168,795</u>

Asset Type	Value as at 31st March 2023 £000	Potential Market £000	Value on Increase £000	Value on Decrease £000
Equities	2,483,549	173,848	2,657,397	2,309,701
Gilts	496,490	14,398	510,888	482,092
Investment grade credit	301,144	15,659	316,803	285,485
Non-investment grade credit	220,369	14,104	234,473	206,265
Other Pooled Investments	8,418	505	8,923	7,913
Property	266,225	15,707	281,932	250,518
Infrastructure	228,972	17,402	246,374	211,570
Illiquid credit	163,561	12,921	176,482	150,640
Total Assets	<u>4,168,728</u>		<u>4,433,272</u>	<u>3,904,184</u>

Interest Rate Risk

The Fund invests in financial assets for the primary purpose of obtaining a return on investments. These investments are subject to interest rate risks, which represent the risk that the fair value or future cash flows of a financial instrument will fluctuate because of changes in market interest rates.

The Fund's interest rate risk is monitored by the Fund and its investment advisers through the risk management strategy, including monitoring the exposure to interest rates and assessment of actual interest rates against the strategic benchmark.

The Fund's direct exposure to interest rate movements as at 31 March 2024 and 31 March 2023 is set out in the tables below. These disclosures present interest rate risk based on the underlying financial assets at fair value.

	2022/23 £000	2023/24 £000
Cash and Cash Equivalents	3,678	6,720
Pooled Investments	<u>1,018,003</u>	<u>1,135,093</u>
	<u>1,021,681</u>	<u>1,141,813</u>

The Fund recognises that interest rates can vary and can affect both income to the Fund and the value of the net assets available to pay benefits. For illustrative purposes if it were to change by +/- 1% the values in the table above would change by £173m for 2023/24 and £157m for 2022/23.

Currency Risk

Currency risk is the risk that the fair value of future cash flows of a financial instrument will fluctuate because of changes in foreign exchange rates. The Fund is exposed to currency risk on financial instruments that are denominated in any currency other than the functional currency of the Fund (GBP). The Fund holds both monetary and non-monetary assets denominated in currencies other than GBP.

The Fund's currency rate risk is monitored in accordance with the Fund's risk management strategy, including monitoring the range of exposure to currency fluctuations.

After receiving advice it is considered that the likely volatility associated with foreign exchange movements to be +/-6.6%. A fluctuation of this size is considered reasonable based on an analysis of the implied volatility of the 1-year options contracts for the exchange rates in the financial market.

Assuming all other variables, in particular, interest rates remain constant, an 6.6% strengthening/weakening of the pound against the various currencies in which the Fund holds investments would increase/decrease the net assets available to pay benefits as follows:

Asset Type	Value as at 31st March 2024 £000	Value on 6.6% Increase £000	Value on 6.6% Decrease £000
Overseas Cash Fund	11,679	12,453	10,904
Overseas Bonds	224,853	239,761	209,946
Overseas Equity	2,057,081	2,193,465	1,920,696
Overseas Pooled Funds	417,171	444,830	389,513
	<u>2,710,784</u>	<u>2,890,509</u>	<u>2,531,059</u>

Asset Type	Value as at 31st March 2023 £000	Value on 8.2% Increase £000	Value on 8.2% Decrease £000
Overseas Cash Fund	10,022	10,844	9,200
Overseas Bonds	212,877	230,333	195,421
Overseas Equity	2,067,679	2,237,229	1,898,129
Overseas Pooled Funds	300,026	324,628	275,424
	<u>2,590,604</u>	<u>2,803,034</u>	<u>2,378,174</u>

(b) Credit Risk

Credit risk is the risk that the counterparty to a transaction or a financial instrument will fail to discharge an obligation and cause the Fund to incur a financial loss. The market values of investments generally reflect an assessment of credit in their pricing and consequently the risk of loss is implicitly provided for in the carrying value of the Fund's assets and liabilities.

In essence the Fund's entire investment portfolio is exposed to some form of credit risk, where the risk equates to the net market value of a positive derivative position. However the selection of high quality counterparties, brokers and financial institutions minimises credit risk that may occur through the failure to settle a transaction in a timely manner.

Contractual credit risk is represented by the net payment or receipt outstanding, and the cost of replacing the derivative position in the event of counterparty default. The residual risk is minimal due to the various insurance policies held by the exchanges to cover defaulting counterparties.

Credit risk on over the counter derivative contracts is minimised as counterparties are recognised financial intermediaries with acceptable credit ratings determined by recognised rating agencies.

Deposits are not made with banks and financial institutions unless they are rated independently and meet NYC's credit criteria. NYC has also set limits as to the maximum amount of deposits placed with any one financial institution. The banks and institutions chosen all have at least the minimum credit rating as described in NYC's Treasury Management Strategy.

NYC believes it has managed its exposure to credit risk and has had no experience of default or uncollectible deposits over the past five financial years. The Fund's cash holding under its treasury management arrangements with NYC at 31 March 2024 was £2.1m (31 March 2022, £1.7m) and was held with the following institutions:

	Credit Rating	31 March 2023 £000	31 March 2024 £000
Call Accounts			
Barclays Bank Plc (NRFB)	A+ / F1	255	200
Handelsbanken	AA / F1+	163	94
Fixed Term Deposit Notice Accounts			
Santander UK	A+ / F1	203	290
Bank of Scotland	A+ / F1	0	0
National Westminster Bank PLC	A+ / F1	224	26
DBS Bank Ltd	AA- / F1+	102	94
Goldman Sachs	A+ / F1	183	187
Standard Chartered	A+ / F1	183	94
Helaba	A+ / F1+	102	23
Sumitomo Mitsui BCE	A- / F1	122	0
Local Authorities	-	239	1,075
		<u>1,776</u>	<u>2,083</u>

The Fund held liquid cash in a UK and an Overseas Short Term Investment Fund during 2023/24, the average investment balances for these funds were £38m and £7m respectively (£25m and £4m in 2022/23). The Fund received interest of £852k on these funds in 2023/24 (£735k in 2022/23).

(c) Liquidity Risk

Liquidity risk represents the risk that the Fund will not be able to meet its financial obligations as they fall due. The Fund therefore takes steps to ensure that it has adequate cash resources to meet its commitments.

The Fund has immediate access to its cash holdings, subject to the fixed periods determined when deposits are placed. These deposits are scheduled to ensure cash is available when required.

The Fund also has access to an overdraft facility for short term (up to three months) cash needs. This facility is only used to address changes in the strategic benchmark and is met by either surplus cash from contributions received exceeding pensions paid or if necessary, disinvesting.

The Fund defines liquid assets as assets that can be converted to cash within three months. Illiquid assets are those assets which will take longer than three months to convert to cash. As at 31 March 2024 the value of illiquid assets was £533m (31 March 2023, £377m).

All liabilities at 31 March 2024 are due within one year. The Fund does not have any financial instruments that have a refinancing risk as part of its treasury management and investment strategies.

19. Funding Arrangements

In line with the Local Government Pension Scheme Regulations 2013 the Fund’s Actuary, Aon, undertakes a funding Valuation every three years for the purpose of setting employer contribution rates for the forthcoming triennial period. The last such Valuation took place as at 31 March 2022.

The key elements of NYPF’s funding policy are:

- to ensure the long term solvency of the Fund, i.e. that sufficient funds are available to meet all pension liabilities as they fall due for payment
- to ensure that employer contribution rates are as stable as possible
- to minimise the long term cost of the scheme by recognising the link between assets and liabilities and adopting an investment strategy that balances risk and return
- to reflect the different characteristics of employing bodies in determining contribution rates where the Administering Authority considers it reasonable to do so
- to use reasonable measures to reduce the risk to other employers and ultimately to the council tax payer from an employer defaulting on its pension obligations

At the 2022 Valuation the aim was to achieve 100% solvency over a period of 18 years from April 2023 and to provide stability in employer contribution rates by spreading any increases in rates over a period of time. Solvency is achieved when the funds held, plus future expected investment returns and future contributions are sufficient to meet expected future pension benefits payable.

At the 2022 Triennial Valuation the Fund was assessed as 116% funded (114% at the 2019 Valuation). This reflected a surplus of £640m (surplus of £450m at the 2019 Valuation).

The common rate of employers’ contributions is the average rate required from all employers calculated as being sufficient, together with contributions paid by employees, to meet all liabilities arising in respect of service after the Valuation date. For 2023/24 the common rate (determined at the 2012 Valuation) is 17.3% of pensionable pay.

Individual employers’ rates will vary from the common contribution rate depending on the demographic and actuarial factors particular to each employer. Full details of the contribution rates payable can be found in the 2022 Triennial Valuation Report and the Funding Strategy Statement on the Fund’s website.

The valuation of the Fund has been undertaken using the projected unit method under which the salary increase for each member is assumed to increase until they leave active service by death, retirement or withdrawal from service. The principal assumptions were:

	For Future Service Liabilities	
Investment Return	4.20%	per annum
Inflation	2.30%	per annum
Salary Increases	3.55%	per annum
Pensions Increases	2.30%	per annum

Future life expectancy (from age 65) based on the Actuary's Fund specific mortality review was:

	Male	Female
Future Pensioners (assumed current age 45)	23.4	26.0
Current Pensioners	22.5	24.9

Commutation Assumption

It is assumed that future retirees will take 75% of the maximum additional tax-free lump sum up to HMRC limits for pre-April 2008 service and for post-April 2008 service.

50:50 Option

It is assumed that no active members (evenly distributed across the age, service and salary range) will take up the 50:50 option in the LGPS 2014 scheme.

20. Actuarial Present Value of Promised Retirement Benefits

The actuarial present value of promised retirement benefits based on projected salaries is disclosed via an IAS26 based Triennial Funding Valuation for the Fund. In addition to this, the Actuary also undertakes a valuation of pension fund liabilities on an IAS19 basis each year on behalf of Employers, using the same base data as the Valuation, taking account of changes in membership numbers, and utilising updated assumptions. A Statement prepared by the Actuary is attached as an Appendix.

21. Current Assets

	31st March 2023 £000	31st March 2024 £000
Debtors		
Investment Debtors		
Accrued Dividends	0	0
Withholding Taxes Recoverable	787	1,327
Amount receivable for sales of investments	0	15,000
	<u>787</u>	<u>16,327</u>
Other Debtors		
Contributions due from Scheduled (Government) Bodies	11,708	12,071
Contributions due from Admitted Bodies	0	0
Pensions Rechargeable	1,031	994
Other	557	387
	<u>13,296</u>	<u>13,452</u>
Cash	1,776	2,083
	<u>15,859</u>	<u>31,862</u>

22. Current Liabilities

	31st March 2023 £000	31st March 2024 £000
Creditors		
Sundry Other Creditors	2,189	2,404
	<u>2,189</u>	<u>2,404</u>

23. Additional Voluntary Contributions (AVCs)

The AVC provider for the North Yorkshire Pension Fund is Prudential. The market value of the AVCs as at 31 March 2024 was £17.5m (£15.9m as at 31 March 2023). Contributions paid directly to Prudential during the year 2023/24 were £3.6m (£2.6m in 2022/23).

24. Agency Services

The North Yorkshire Pension Fund does not operate Agency Services contracts.

25. Related Party Transactions

North Yorkshire Council

The North Yorkshire Pension Fund is administered by North Yorkshire Council. Consequently, there is a strong relationship between the Council and the Fund.

The Council incurred costs of £2.1m (£1.9m in 2022/23) in relation to the administration of the Fund and was subsequently reimbursed by the Fund for these expenses. The Council is also the single largest employer of members of the Fund and contributed £60.4m to the Fund in 2023/24 (£65.2m in 2022/23).

The Fund's cash holdings for cashflow purposes are invested with banks and other institutions by the treasury management operations of NYC, through a service level agreement. During the year to 31 March 2024 the Fund had an average investment balance of £3.6m (£11.2m during 2022/23) and received interest of £194k (£181.7k received in 2022/23) on these funds.

Governance

At 31 March 2024 there were no Pension Fund Committee Members who were also active members of the Fund. The Corporate Director – Resources, who was also the Treasurer of the Fund was an active member. Benefits for the Treasurer were accrued on the same basis as for all other members of the Fund.

Key Management Personnel

The section 151 Officer, linked to the Fund is directly employed by North Yorkshire Council and the costs to the Fund are included within recharges to the Fund. The remuneration disclosure required by The Accounts and Audit (England) Regulations can be found in the main accounts of NYC.

Members

North Yorkshire Council appoint a number of elected members to the Pension Fund Committee and Audit Committee. Two of these members are in receipt of pension benefits from the Fund. There have been no material transactions between any Member or their families and the Pension Fund.

Employers

Employers are related parties in so far as they pay contributions to the fund in accordance with the appropriate Local Government Pension Scheme (LGPS) Regulations. Contributions owed by employers in respect of March 2024 payroll total £12.07m and are included within the non-investment debtors figures in Note 17

26. Contractual Commitments

Outstanding capital commitments (investments) at 31 March 2024 were £515.5m (31 March 2023 £508.6m). These commitments relate to outstanding call payments due on unquoted limited partnership funds held in the private debt and infrastructure parts of the portfolio.

27. Contingent Assets

The Fund held no Contingent Assets as at 31 March 2024.

North Yorkshire Pension Fund

Statement of the Actuary for the year ended 31 March 2024

Introduction

This statement has been prepared in accordance with Regulation 57(1)(d) of the Local Government Pension Scheme Regulations 2013 (the 'LGPS Regulations').

The LGPS Regulations require that a full actuarial valuation is carried out every third year. The purpose of this is to establish that the North Yorkshire Pension Fund (the 'Fund') is able to meet its liabilities to past and present contributors and to review employer contribution rates. The last full actuarial investigation into the financial position of the Fund was completed as at 31 March 2022 by Aon, in accordance with Regulation 62 of the LGPS Regulations.

Actuarial Position

- The valuation as at 31 March 2022 showed that the funding level of the Fund had increased since the previous valuation with the market value of the Fund's assets as at 31 March 2022 (of £4,634.5M) covering 116% of the liabilities.
- The valuation also assessed each individual employer's (or group of employers') position separately. Contribution requirements were determined based on the principles in the Fund's Funding Strategy Statement and are set out in Aon's report dated 29 March 2023 (the "actuarial valuation report"). In addition to the contributions certified, payments to cover additional liabilities arising from early retirements (other than ill-health retirements) will be made to the Fund by the employers.

Total contributions payable by all employers over the three years to 31 March 2026 are estimated to be:

Year from 1 April	% of pensionable pay	Plus total contribution amount (£M)
2023	17.3	1.495
2024	17.0	1.685
2025	16.7	1.888

- The funding plan adopted in assessing the contributions for each employer is in accordance with the Funding Strategy Statement. Different approaches were adopted in relation to the calculation of the primary contribution rate, stepping of contribution changes and individual employers' recovery periods as agreed with the Administering Authority and reflected in the Funding Strategy Statement, reflecting the employers' circumstances.
- The valuation was carried out using the projected unit actuarial method for most employers, allowing for future increases in pensionable pay. The main financial actuarial assumptions used for assessing the funding target and the contribution rates were as follows.

Discount rate for periods in service

Scheduled and subsumption body funding target *	4.20% p.a.
Intermediate (strong covenant approach) funding target	3.85% p.a.
Intermediate (standard approach) funding target	3.60% p.a.
Ongoing orphan funding target	3.60% p.a.

Discount rate for periods after leaving service

Scheduled and subsumption body funding target *	
Intermediate (strong covenant approach) funding target	
Intermediate (standard approach) funding target	
Ongoing orphan funding target	

Rate of pay increases

3.55% p.a.

Rate of increase to pension accounts **	2.30% p.a.
Rate of increases in pensions in payment ** (in excess of Guaranteed Minimum Pension)	2.30% p.a.

* The secure scheduled body discount rate was also used for employers whose liabilities will be subsumed after exit by a scheduled body.

** In addition, a 10% uplift has been applied to the past service liabilities on the scheduled body and subsumption funding targets to make allowance for short-term inflation above the long-term assumption.

In addition, the discount rate and rate of increases to pensions for already orphaned liabilities (i.e. where there is no scheme employer responsible for funding those liabilities and the employer has exited the Fund) were assumed to be 1.7% p.a. and 3.4% p.a. respectively.

The assets were valued at market value.

5. The key demographic assumption was the allowance made for longevity. The post retirement mortality assumption adopted for the actuarial valuation was in line with standard self-administered pension scheme (SAPS) S3 mortality tables with appropriate scaling factors applied based on an analysis of the Fund's pensioner mortality experience and a Fund membership postcode analysis using Aon's Demographic Horizons™ longevity model, and included an allowance for future improvements based on the 2021 Continuous Mortality Investigation Projections Model, with a long term annual rate of improvement in mortality rates of 1.5% p.a. The resulting average future life expectancies at age 65 (for normal health retirements) were:

	Men	Women
Current pensioners aged 65 at the valuation date	22.5	24.9
Current active members aged 45 at the valuation date	23.4	26.0

Further details of the assumptions adopted for the valuation, including the other demographic assumptions, are set out in the actuarial valuation report.

6. The valuation results summarised in paragraph 1 above are based on the financial position and market levels at the valuation date, 31 March 2022. As such the results do not make allowance for changes which have occurred subsequent to the valuation date. The Actuary, in conjunction with the Administering Authority, monitors the funding position on a regular basis.
7. The formal actuarial valuation report and the Rates and Adjustments Certificate setting out the employer contribution rates for the period from 1 April 2023 to 31 March 2026 were signed on 29 March 2023. Other than as agreed or otherwise permitted or required by the Regulations, employer contribution rates will be reviewed at the next actuarial valuation of the Fund as at 31 March 2025 in accordance with Regulation 62 of the Local Government Pension Scheme Regulations 2013.
8. This Statement has been prepared by the Actuary to the Fund, Aon, for inclusion in the accounts of the Fund. It provides a summary of the results of their actuarial valuation which was carried out as at 31 March 2022. The valuation provides a snapshot of the funding position at the valuation date and is used to assess the future level of contributions required.

This Statement must not be considered without reference to the formal actuarial valuation report which details fully the context and limitations of the actuarial valuation.

Aon does not accept any responsibility or liability to any party other than our client, North Yorkshire Council, the Administering Authority of the Fund, in respect of this Statement.

9. The report on the actuarial valuation as at 31 March 2022 is available on the Fund's website at the following address:
[North Yorkshire Pension Fund 2022 valuation report FINAL \(nypf.org.uk\)](https://www.nypf.org.uk)

Aon Solutions UK Limited

June 2024

IAS 26 Results

Whole of Pension Fund Accounting 2023

Prepared for: North Yorkshire Council, as Administering Authority to the North Yorkshire Pension Fund

Prepared by: Scott Campbell FIA

Date: 19 May 2023

Glossary

Accounting Date	31 March 2023
Fund	North Yorkshire Pension Fund
Fund Administering Authority	North Yorkshire Council
2022 Valuation	Actuarial Valuation of the North Yorkshire Pension Fund as at 31 March 2022 as reported in the document titled 'Report on the 31 March 2022 actuarial valuation' dated 29 March 2023

Introduction

Why bring you this report?

This report is commissioned by and addressed to North Yorkshire Council (the Addressee).

This report sets out pension cost information required by the Fund Administering Authority in order to meet their disclosure requirements in relation to their pension obligations as specified by the accounting standard, IAS 26.

We have carried out this work in relation to benefits payable from the Fund.

Related documents

The advice provided in this report is supported by advice contained in the following documents:

- IAS 26 Terms of Reference - Whole of Pension Fund accounting 2023 ('Terms of Reference').
- IAS 26 Assumptions Advice - Whole of Pension Fund accounting 2023 ('Assumptions Advice').

In addition, the following documents should be referred to:

- 2022 Valuation report

Background

CIPFA's Code of Practice indicates that the Fund accounts for the year ending 31 March 2023 should disclose the "actuarial present value of the promised retirement benefits" as set out in IAS 26 and that the actuarial present value should be calculated on assumptions set in accordance with IAS 19 rather than on the funding assumptions.

CIPFA put forward three options for disclosing the actuarial present value of promised retirement benefits. Further detail on these can be found in our Terms of Reference.

The Fund Administering Authority has chosen option C which was confirmed to us in an e-mail dated 17 April 2023. Option C requires the actuarial valuation of the liabilities on an IAS 19 basis to be prepared at formal triennial valuations only, the most recent being as at 31 March 2022. Under option C this, together with other related information, should be disclosed in an actuarial report which will accompany the notes to the accounts.

The calculations contained in this document have been carried out on a basis consistent with our understanding of IAS 19.

I confirm that I am an independent qualified actuary.

Contents

Introduction	170
IAS 26 disclosures	171
Appendix A: Explanation of actuarial methods used	175
Appendix B: Compliance and disclaimer	177

Methodology

The approach to our calculations was set out in the Terms of Reference and Appendix A of this report.

IAS 26 disclosures

IAS 26 requires the 'actuarial present value of the promised retirement benefits' to be disclosed, which is the IAS 26 terminology for what IAS 19 refers to as the 'defined benefit obligation'.

The information set out below relates to the actuarial present value of the promised retirement benefits in the Fund which is part of the Local Government Pension Scheme.

The LGPS is a funded defined benefit plan with benefits earned up to 31 March 2014 being linked to final salary. Benefits after 31 March 2014 are based on a Career Average Revalued Earnings scheme. Details of the benefits covered by these figures are set out in 'The Local Government Pension Scheme Regulations 2013' (as amended) and 'The Local Government Pension Scheme (Transitional Provisions, Savings and Amendment) Regulations 2014' (as amended).

Actuarial present value of promised retirement benefits

CIPFA's Code of Practice on local authority accounting for 2022/23 sets out that the actuarial present value of promised retirement benefits based on projected salaries should be disclosed.

The results as at 31 March 2022, together with the results as at 31 March 2019 are shown in the table below. The corresponding fair value of Fund assets is also shown in order to show the level of surplus or deficit within the Fund when the liabilities are valued using IAS 19 assumptions.

We do not believe the Fund Administering Authority needs to show the 2019 figures under IAS 26 if it does not wish to do so. The Code of Practice is not clear if the fair value of assets and the surplus / deficit at 31 March 2022 also needs to be disclosed but you may want to include these figures for clarity.

	Value as at 31 March 2022 (£M)	Value as at 31 March 2019 (£M)
Fair value of net assets	4,634.5	3,575.2
Actuarial present value of the defined benefit obligation	5,533.1	4,418.3
Surplus / (deficit) in the Fund as measured for IAS 26 purposes	(898.6)	(843.1)

Assumptions

The latest full triennial actuarial valuation of the Fund's liabilities was carried out as at 31 March 2022. The principal assumptions used for the purpose of IAS 26 by the Fund's independent qualified actuaries were:

	31 March 2022	31 March 2019
Discount rate	2.70%	2.40%
CPI inflation ^{(1) (2)}	3.00%	2.20%
Salary increases ⁽³⁾	4.25%	3.45%

Notes

- (1) Pension increases on pension in excess of Guaranteed Minimum Pension in payment where appropriate.
- (2) The assumption for the revaluation rate of pension accounts is set equal to the assumption for pension increases. In the 2022 assumption we have also made allowance for higher actual CPI for the period 30 September 2021 to 31 March 2022, where 30 September 2021 is the date of the reference CPI index that the Scheme's benefits had been increased by in April 2022.
- (3) A promotional salary scale is assumed to apply in addition to this, at the rates assumed in the relevant valuation of the Fund.

Demographic assumptions

The mortality assumptions are based on actual mortality experience of members within the Fund based on an analysis carried out as part of the 2022 Actuarial Valuation and allow for expected future mortality improvements. Sample life expectancies at age 65 in normal health resulting from these mortality assumptions are shown below:

	31 March 2022	31 March 2019
Males		
Future lifetime from age 65 (pensioners aged 65 at 31 March 2022)	22.5	22.0
Future lifetime from age 65 (actives aged 45 at 31 March 2022)	23.4	23.7
Females		
Future lifetime from age 65 (pensioners aged 65 at 31 March 2022)	24.9	24.0
Future lifetime from age 65 (actives aged 45 at 31 March 2022)	26.0	25.9

Different mortality assumptions have been used for other categories of member as set out in the actuary's report on the 2022 valuation. Assumptions for the rates of withdrawal and ill health retirements (for active members), the allowance made for cash commutation on retirement, and the proportion of members whose death gives rise to a dependant's pension are the same as those adopted in the 2022 valuation of the Fund, which are detailed in the actuary's valuation report.

Key risks associated with reporting under IAS 26 and sensitivity

Volatility of results

Results under IAS 26 can change dramatically depending on market conditions. The defined benefit obligation is linked to yields on AA-rated corporate bonds, while a significant proportion of the assets of the Fund are invested in equities and other growth assets. Changing markets in conjunction with discount rate volatility will lead to volatility in the funded status of the pension fund. For example:

- A decrease in corporate bond yields will increase the value placed on the liabilities for accounting purposes, although this will be marginally offset by the increase in the assets as a result (to the extent the Fund invests in corporate bonds).
- The majority of the pension liabilities are linked to either pay or price inflation. Higher inflation expectations will lead to a higher liability value. The assets are not perfectly correlated with inflation meaning that an increase in inflation will increase the deficit.
- The majority of the Fund's obligations are to provide benefits for the life of the member following retirement, so increases in life expectancy will result in an increase in the liabilities.

Post balance sheet date experience

Since 31 March 2022 the Fund's assets have generally delivered lower than expected returns and inflation has been higher than expected. However, corporate bond yields have increased significantly which will have led to a reduction in the value of the defined benefit obligation (liabilities) on an accounting basis. We would expect the Funds' IAS 26 balance sheet position to have improved significantly over the year, with a lower IAS 26 deficit, at 31 March 2023 if the Fund had chosen to update the position annually.

If at any time during the year you want us to provide you with an update of the IAS 26 position, please let us know.

Choice of accounting assumptions

The calculation of the actuarial present value of the promised retirement benefits involves projecting future cash-flows from the Fund many years into the future. This means that the assumptions used can have a material impact on the surplus / deficit. As such, the Fund Administering Authority should ensure that it understands the reasoning behind the assumptions adopted and is comfortable that they are appropriate.

Furthermore, the Fund Administering Authority should bear in mind that, as required by the accounting standard, the assumptions (with the exception of the discount rate) have been set so that they represent a best estimate of future experience from the Fund. In practice future experience within the Fund may not be in line with the assumptions adopted. This means that the liabilities shown in this report only represent one view of the future and the true position could be different from those shown. For example, members could live longer than foreseen or inflation could be higher or lower than allowed for in the calculations.

Sensitivity of results to key assumptions

In order to understand the magnitude of the possible volatility in the balance sheet position and to understand which assumptions are most important in determining the

size of the liabilities, it is helpful to understand how sensitive the results are to the key assumptions.

IAS 19 requires entities to disclose information about the sensitivity of the defined benefit obligation to changes in key assumptions although it is not clear that IAS 26 or the CIPFA Code of Practice requires this information. Nevertheless, we have set out below how the results would alter by changing the discount rate, the pay increase assumption and pension increase assumption by plus or minus 0.1% and if life expectancy was to reduce or increase by 1 year. In each case, only the assumption mentioned is altered; all other assumptions remain the same.

Discount rate assumption		
Adjustment to discount rate assumption	+0.1% £M	-0.1% £M
£ change to present value of the defined benefit obligation	(114.5)	116.9
% change in present value of defined benefit obligation	-2.1%	2.1%
Rate of general increase in salaries		
Adjustment to salary increase rate assumption	+0.1% £M	-0.1% £M
£ change to present value of the defined benefit obligation	4.2	(4.1)
% change in present value of defined benefit obligation	0.1%	-0.1%
Rate of increase to pensions and rate of revaluation of pensions accounts		
Adjustment to pension increase rate assumption	+0.1% £M	-0.1% £M
£ change to present value of the defined benefit obligation	112.7	(110.3)
% change in present value of defined benefit obligation	2.0%	-2.0%
Post retirement mortality assumption		
Adjustment to members' life expectancy	- 1 year £M	+ 1 year £M
£ change to present value of the defined benefit obligation	(233.6)	235.1
% change in present value of defined benefit obligation	-4.2%	4.2%

Membership data

A summary of the membership data used in these calculations is set out in the 2022 Valuation report.

Appendix A: Explanation of actuarial methods used

Benefits

Our calculations relate to benefits payable from the Fund (as set out in LGPS Regulations at the relevant times – further details can be found in the 2022 valuation report). These benefits include retirement pensions and benefits on members' death and leaving service.

Unfunded defined benefit obligations e.g. discretionary pensions benefits being paid under the Local Government (Early Termination of Employment) (Discretionary Compensation) Regulations (generally referred to as Compensatory Added Years), have not been valued as they do not form part of the Fund. However, they may be required in the IAS 19 figures prepared for individual employers within the Fund.

Data

The valuation of accrued pension benefits for IAS 26 purposes requires detailed information in respect of each member such as date of birth, gender, date of joining the fund, their accrued pension and so forth.

This information was supplied by the Fund Administering Authority for the 2022 formal actuarial valuation of the Fund in the form of a standardised data extract from the Fund Administering Authority's administration systems.

The formal valuation process (which is a precursor to the valuation for IAS 26 purposes) involves a series of structured validation tests on the data items for integrity and reasonableness. These tests, together with any actions taken in respect of specific data issues, are documented as part of the normal valuation process.

Where tests reveal issues with the data, the Fund Administering Authority is contacted with a view to resolving all data queries. Only when the data queries have been resolved to the satisfaction of the Fund Actuary, will the valuation proceed.

We can confirm that no data issues were identified at the 2022 valuation that we believe would have a material effect on the calculations presented in this report. Overall, it is our opinion that the data presented at the valuation is sufficiently accurate, relevant and complete for the Fund Administering Authority to rely on the resulting IAS 19 (IAS 26) figures.

Assumptions

IAS 19 sets out the following general requirements for the setting of assumptions:

Actuarial assumptions shall be unbiased and mutually compatible; and

Financial assumptions shall be based on market expectations, at the balance sheet date, for the period over which the obligations are to be settled.

Furthermore IAS 19 requires that the assumed discount rate is determined by reference to market yields at the balance sheet date on high quality corporate bonds

and in countries where there is no deep market in such bonds, the market yield (at the balance sheet date) on government bonds shall be used.

The assumptions are ultimately the responsibility of the Fund Administering Authority. Any assumptions that are affected by economic conditions (financial assumptions) should reflect market expectations at the balance sheet date.

The key financial assumptions are set out in "Information required for IAS 26" and the derivation of the assumptions is set out in our assumptions letter referred to in the Related Documents section.

Method of calculation

The figures at 31 March 2022 have been based on a full calculation of the liabilities using the data summarised in this report and the assumptions set out in the Assumptions Advice. Further information on the method was set out in the Terms of Reference.

Assets

IAS 19 requires that assets be valued at Fair Value which is defined as the amount for which an asset could be exchanged or a liability settled between knowledgeable, willing parties in an arm's length transaction. For the purposes of this exercise we have taken the asset values directly from the Fund's draft annual accounts as at 31 March 2022.

The assets do not include defined contribution Additional Voluntary Contributions.

Treatment of risk benefits

To value the risk benefits paid on death in service and ill health early retirement we have valued service related benefits based on service completed to the date of calculation only.

Expenses

Fund administration expenses are not reserved for in the net present value of actuarial liabilities, consistent with the treatment adopted for individual employers who require IAS 19 disclosures.

IFRIC 14

IFRIC 14 is an interpretation of paragraph 58 of the IAS 19 accounting standard setting out limits to the amount of surplus that can be recognised by employing organisations in their accounts. We do not believe it has any relevance to IAS 26.

Appendix B: Compliance and disclaimer

This document has been prepared in accordance with the framework below.

Compliance with Professional Standards

This document, and the work relating to it, complies with 'Technical Actuarial Standard 100: Principles for Technical Actuarial Work' ('TAS 100').

Disclaimer

The calculations contained in this report have been made on a basis consistent with our understanding of IAS 19 and IAS 26. Figures required for other purposes should be calculated in accordance with the specific requirements of those purposes. It must not be assumed that figures produced for the purposes of IAS 26, which we present in this report, have any relevance beyond the scope of IAS 26.

This report is prepared on the instructions of the Fund Administering Authority ("you" or "your") in relation to the preparation of accounting figures for your financial reporting as at the Accounting Date. It has been prepared at this date, for the purpose and on the basis set out in this report.

This report should not be used or relied upon by any person other than the Addressee for any other purpose including, without limitation, other professional advisers, including the auditors and accountants ("third parties" or "third party") to the Addressee. All third parties are hereby notified that this report shall not be used as a substitute for any enquiries, procedures or advice which ought to be undertaken or sought by them. We do not accept any responsibility for any consequences arising from any third party seeking to rely on this report.

We neither warrant nor represent (either expressly or by implication) to any third party who receives this report that the information contained within is fair, accurate or complete, whether at the date of its preparation or at any other time.

Unless we provide express prior written consent, no part of this report should be reproduced, distributed or communicated to any other person other than to meet any statutory requirements and, in providing this report, we do not accept or assume any responsibility for any other purpose or to anyone other than the Fund Administering Authority.

We recognise that the Fund Administering Authority's auditors may request to see a copy of our report, as part of their audit process and under statutory requirements. We agree that you may release our report to your auditors for such purpose however in making such disclosure you shall ensure that this disclaimer remains attached to this report, and you further agree that you shall ensure that your auditors have read this disclaimer. For the avoidance of doubt, if we are approached directly by any third party for copies of this report or requested to answer queries about the report, we will require such third party to accept a third party release non reliance letter agreeing that we did not prepare the report for the third party and we do not accept any legal obligations to them. Please rest assured that this approach does not affect our contractual obligations to you as our client, with whom we continue to hold a duty of care in accordance with our terms of engagement.

This report was based on data available to us at the effective date of our calculations and takes no account of developments after that date except where explicitly stated otherwise.

With respect to data on which we have relied in producing this report, whilst we have taken certain limited steps to satisfy ourselves that the data provided to us is of a quality sufficient for the purposes of our investigation, including carrying out certain basic tests for the purpose of detecting manifest inconsistencies, it is not possible for us to confirm the accuracy or completeness of the detailed information provided. Whilst the Fund Administering Authority may have relied on others for the maintenance of accurate data, it is their responsibility to ensure the adequacy of these arrangements and ultimately the Fund Administering Authority that bears the primary responsibility for the accuracy of such information provided.



Annual Governance Statement 2023/24

Contents

Section

1. Introduction and Scope of Responsibility
2. Executive Summary
3. The Purpose of the Governance Framework
4. The Governance Framework
5. Activities of the Audit Committee
6. Review of Effectiveness
7. Significant Governance Issues
8. Conclusion
9. Signatures

October 2024

1.0 INTRODUCTION AND SCOPE OF RESPONSIBILITY

1.1 Good governance can mean different things to people – in the public sector it means:

"Achieving the intended outcomes while acting in the public interest at all times"

Corporate governance generally refers to the processes by which an organisation is directed, controlled, led and held to account.

1.2 This is the first Annual Governance Statement for North Yorkshire Council since it became a unitary authority in April 2023. North Yorkshire Council's (the Council) governance framework aims to ensure that in conducting its business it:

- operates in a lawful, open, inclusive and honest manner,
- makes sure public money is safeguarded, properly accounted for and spent wisely
- has effective arrangements in place to manage risk
- meets the needs of North Yorkshire communities – secures continuous improvements in the way it operates.

1.3 Our governance framework comprises of the culture, values, systems and processes by which the Council is directed and controlled. It brings together an underlying set of legislative and regulatory requirements, good practice principles and management processes. The full Governance Framework can be found at paragraph 3 in this document.

1.4 Each year the Council is required to produce an Annual Governance Statement (AGS) which describes how its corporate governance arrangements have been working. To help us do this the Council's Corporate Governance Officers Group and Audit Committee undertake a review of our Governance Framework and the development of the AGS.

1.5 It is crucial to the Council's success that its governance arrangements are applied in a way that demonstrates the spirit and ethos of good governance – this cannot be achieved by rules and procedures alone. The Council is expected to have a culture that places the public and integrity at the heart of its business.

1.6 This AGS is linked to the Council's **Local Code of Corporate Governance (Local Code)** through the seven Principles of Corporate Governance in the Local Code. The Local Code is also consistent with the principles of the CIPFA/SOLACE Framework *Delivering Good Governance in Local Government (2016)* and is reviewed annually. Minor amendments have been made to the Local Code this year to ensure it represents continual corporate governance best practice. The current version was recommended by the Audit Committee in March 2024 for approval by the Chief Executive Officer (under paragraph 5.15 of the Officers' Delegation Scheme), in consultation with the Leader of the Council, the appropriate Executive Member, the Corporate Director, Resources and the Assistant Chief Executive, Legal and Democratic Services. A copy of the Code can be obtained from the Council website [here](#). The Audit Committee also review the Council's corporate governance arrangements usually in June of each year alongside the Annual Governance Statement.

1.7 This AGS explains how the Council has complied with its Local Code and also meets the requirements of Regulation 6(1) of the *Accounts and Audit Regulations 2015* in relation to the publication of an **Annual Governance Statement**.

1.8 This AGS confirms that the financial management arrangements within the Council conform with the governance requirements of the CIPFA Statement on the *Role of the Chief Financial Officer in Local Government (2015)*. The AGS also makes reference to the Council's compliance with the CIPFA *Financial Management (FM) Code (2019)* which applies from 1st April 2021.

- 1.9 The latest governance guidance issued by CIPFA is called Bulletin 06 Application of the Good Governance Framework 2020/21. The updating of this Statement has taken the guidance into account and has been amended to conform where appropriate.

North Yorkshire Pension Fund

- 1.10 The governance arrangements and Final Accounts of the North Yorkshire Pension Fund (NYPF) are audited separately from the Council. However, because the NYPF is administered by the Council, the governance arrangements of the Council also apply to the NYPF. This AGS therefore also forms part of the governance framework for the NYPF. However, there are also a number of additional documents that relate solely to the governance arrangements of the NYPF – these are **NOT** referred to further in this AGS as they relate only to the governance of the NYPF. For further details of the specific governance arrangements of the NYPF please refer to the NYPF website (www.nypf.org.uk).
- 1.11 NYPF is one of 11 members of the Borders to Coast Pensions Partnership Limited (BCPP). This Company is now in full operation and has approximately £40 billion of assets under management. NYPF has assets of circa £3.5 billion as at 31 March 2024 invested with BCPP and it is expected that BCPP will manage an increasing proportion of NYPF's assets over time. BCPP has established governance rules and procedures including a Joint Committee and an informal Shareholder Committee supporting how it engages with partner funds as investors and owners. Administration of the NYPF and determining its Investment Strategy remain entirely within the remit of NYPF's Pension Fund Committee.
- 1.12 A triennial valuation was carried out for NYPF as at 31 March 2022. This involved a review of the membership data of NYPF's 100,000 active, pensioner and deferred pensioner members, against the value of NYPF's investments and the return they are expected to achieve. It established the funding level and the contribution rates to be paid by employers for the years 2023/24 to 2025/26. Valuations are carried out every three years in accordance with Local Government Pension Scheme regulations, so the next valuation will take place in 2025.

2.0 EXECUTIVE SUMMARY

- 2.1 North Yorkshire Council is responsible for ensuring that resources are directed in accordance with agreed policy, according to priorities and, that there is sound and inclusive decision making. There is also clear accountability to the public for the use of those resources in order to achieve desired outcomes for service users and communities.
- 2.2 A key focus of the Council's governance processes and structure is the attainment of sustainable economic, societal, and environmental objectives. The Council's governance arrangements are the framework by which the Council operates in order to achieve its objectives. The focus on sustainability and the links between governance and public financial management are crucial. Furthermore, the Council in exercising its responsibilities, takes into account the impact of current decisions and actions on future generations.
- 2.3 The Governance Framework operating during 2023/24 is considered to have provided reasonable assurance that significant risks impacting on the achievement of the Council's principal objectives would be identified and actions taken to avoid or mitigate their impact.
- 2.4 Having considered all the principles in the *CIPFA Code of Practice on Managing the Risk of Fraud and Corruption 2014*, on behalf of the Council the signatories of this Statement are satisfied that the Council has adopted a response that is appropriate for its fraud and corruption risks and commits to maintain its vigilance to tackle fraud.

- 2.5 Some issues that require further attention have, however, been identified and these are set out in **Section 7** together with details of how they will be addressed during 2023/24 and beyond. Reports on progress will be submitted to the Audit Committee.
- 2.6 Recruitment and Resourcing continues to be a challenge across all services although there are signs of an improving picture. However, specific ‘hotspot’ challenges in skill shortage occupations continue to remain. Sickness absence rates have increased in areas such as stress, anxiety, depression, and musculo-skeletal problems.
- 2.7 This AGS period of 2023/24 has seen the first year of a unitary council and the coming together of all services delivered by 8 councils. There has been many restructures of teams taking place together with the development of a Transformation Programme for the future. As we move forward the next step is to bring together services, teams, systems and processes from predecessor organisations to create strong teams with a "One Council" ethos, and to focus on the overall experience of North Yorkshire’s customers.
- 3.0 **THE PURPOSE OF THE GOVERNANCE FRAMEWORK**
- 3.1 The Governance Framework as detailed in the Local Code comprises the systems, processes, culture and values, by which the Council is directed and controlled and the activities through which it accounts to, engages with and leads the community. It enables the Council to monitor the achievement of its strategic objectives and to consider whether those objectives have led to the delivery of appropriate, cost-effective services.
- 3.2 The **system of internal control** is a significant part of that Governance Framework and is designed to manage risk to a reasonable level rather than try to eliminate all risk of failure to achieve policies, aims and objectives. Because it is not possible to eliminate all risks, the system of internal control can therefore only provide reasonable and not absolute assurance of effectiveness. The system of internal control is based on a continuous process designed to identify and prioritise the risks that threaten the achievement of the Council’s policies, aims and objectives, to evaluate the likelihood of those risks being realised and the impact should they be realised, and then to manage them efficiently, effectively and economically.
- 3.3 The overall Governance Framework, and in particular the system of internal control, described in this AGS, has been in place within the Council for the year ended 31 March 2024 and up to the date of approval by the Audit Committee of this Statement alongside the Statement of Final Accounts on 23 September 2024.

4.0 THE GOVERNANCE FRAMEWORK	
a) Developing codes of conduct which define standards of behaviour for Members and staff, and policies dealing with whistleblowing and conflicts of interest and that these codes and policies are communicated effectively	Governance in Action
<ul style="list-style-type: none"> Elected Members have to agree to follow a Code of Conduct and an ethical framework to ensure high standards in the way they undertake their duties. Members must complete a Register of Interests which is publicly available. The Council has established a Standards Committee, which monitors the operation of the Code of Conduct. The Committee has in place procedures for the assessment, investigation and determination of complaints against Members (involving Independent Persons) and a procedure for granting dispensations. Staff operate to a corporate Behaviours Framework which is used to develop staff skills and monitor performance. A Manager’s Pocket Book is in place and outlines key behaviours for all managers in NYC. 	Code of Conduct

<ul style="list-style-type: none"> • Following the formation of the Brierley Group of commercial companies, appropriate governance arrangements have been put in place. A Shareholder Sub Committee of Executive and a Shareholder Board to support the Shareholder Sub Committee, are in place. • There is a Local Code of Corporate Governance in place that is fully consistent with the CIPFA / SOLACE Framework <i>Delivering Good Governance in Local Government</i>. The Local Code defines: <ul style="list-style-type: none"> ○ the fundamental values and principles of corporate governance ○ the corporate governance framework and arrangements to deliver it within the Council ○ arrangements for annual review and reporting of the framework. • Registers of interests, gifts and hospitality are also maintained for Members and officers. Guidance notes are produced to assist. Details of Related Party Transactions are sought from all Members and senior officers. • The Council has approved and implemented a formal Whistleblowing Policy which is reviewed annually by the Audit Committee. • The Council has a complaints procedure that is advertised by leaflets and on its website. The procedure includes targets for acknowledging and responding to complaints in full 	<p>Local Code of Corporate Governance</p> <p>Whistleblowing Policy</p> <p>Complaints Procedure</p>
<p>b) Ensuring compliance with relevant laws and regulations, internal policies and procedures, and that expenditure is lawful</p>	
<ul style="list-style-type: none"> • The Assistant Chief Executive (Legal and Democratic Services) is the officer designated by the Council as the Monitoring Officer and is responsible for performing the duties required by S.5 of the Local Government and Housing Act 1989 which relate to ensuring the legality of the Council's operations and the duties in the Localism Act 2011 relating to the promotion of high ethical standards. <ul style="list-style-type: none"> ○ the Monitoring Officer is a member of the Management Board and attends or is represented, and monitors decision making at the Council, Executive and all Committees. • The Corporate Director – Resources is the Chief Financial Officer for the purposes of S.151 of the Local Government Act 1972 • The requirements of the Data Protection and Freedom of Information legislation are overseen by the Corporate Information Governance Group (CIGG), the Corporate Director – Resources is the Senior Information Risk Owner (SIRO) for the Council. The Corporate Director – Resources with support from CIGG has developed and implemented a comprehensive Information Governance Framework which continues to be reviewed and updated in light of further guidance and developments. • In accordance with the UK General Data Protection Regulation (GDPR) and Data Protection Act 2018, the Council has adopted relevant policies and processes and appointed a Data Protection Officer (Veritau). Veritau provides internal audit and a range of related services to both the City of York Council and the Council. Both authorities jointly own the company. For governance purposes, Veritau reports to the Audit Committee in the same way as an in-house function. 	<p>S.5 Local Government and Housing Act 1989</p> <p>Localism Act 2011</p> <p>S.151 Local Government Act 1972</p> <p>Data Protection Act 2018</p> <p>Freedom of Information Act 2000</p>

<ul style="list-style-type: none"> • The Council operates an Information Security Management System which is certified to the requirements of ISO/IEC 27001 (Information Security). Compliance will continue to be monitored, and further review audits by BSI (British Standards Institute) will be carried out every six months. <ul style="list-style-type: none"> ○ full re-certification to the ISO/IEC 27001 took place in December 2022 and was successful. The next re-certification will take place in December 2025 with regular annual assessments. The work to maintain this standard is coordinated by the Senior Information Security Compliance Officer working in conjunction with the Data Governance Team. • In addition, the Council operates an Information Technology Service Management System which was awarded re-certification to ISO/IEC 20000 in February 2022. The next re-certification will be in February 2025. ISO 20000 provides quality assurance to the processes, policies and procedures operated in the delivery of ICT Services to the Council and is the only standard specifically aligned to Information Technology service delivery and service management <ul style="list-style-type: none"> ○ by achieving and maintaining certification of both standards this serves to deliver services which are compliant, quality assured, and provide continual improvement. • The Council is also certified to the Public Sector Network (PSN) Code of Connection. The certifications have enabled the Council, for example, to be certified for connection to secure video conferencing with the Criminal Justice System. The certification also enabled our connection to the NHS.net and access to Department for Work and Pensions systems. • The Corporate Health and Safety Policy is reviewed annually in May and the revised and approved Policy is then issued in June. The Policy takes account of recent Health and Safety Executive guidance relating to the management of health and safety and sets out the key responsibilities of staff. <ul style="list-style-type: none"> ○ each Directorate has a health and safety action plan which is reviewed on a quarterly basis to ensure that health and safety risks are identified and appropriately managed across the Council • The Equality and Diversity Policy Statement is reviewed annually and revised when necessary. The Council uses equality impact assessments as part of ensuring that due regard is paid to eliminating unlawful discrimination, advancing equality of opportunity and fostering good relations. The Council has also published equality information and objectives as required by the Equalities Act 2010. • The Council has an Artificial Intelligence (AI) Policy to ensure that any use is ethical and in compliance with all applicable legislation, regulations and organisational policies. A Steering Group has been introduced to help shape the NYC emerging approach to AI and coordinate a holistic and informed approach that balances innovation and safety. • There is a comprehensive annual plan for Employment Policies to ensure that all policies and practices adhere to all relevant legislation. This year compliance with the National Minimum Wage Regulations was reviewed. All policy updates go through a full consultation with unions recognised by the Council. • Public bodies employing more than 250 staff are required to publish figures on the gender pay gap; gender bonus gap; the proportion of men and women receiving bonuses and the proportion of men and women in each quartile of the pay structure. The Council publishes information annually relating to the gender pay gap. Information about this can be found on the Council website. Public bodies are 	<p>Public Sector Network (PSN)</p> <p>Health and Safety Policy</p> <p>Equality, Diversity and Inclusion Policy Statement</p> <p>Gender Pay Gap</p>
--	--

<p>also required to comply with the public sector equality duty – information about what the Council does is at this link</p> <ul style="list-style-type: none"> • Internal Audit operates in accordance with the Public Sector Internal Audit Standards (PSIAS) and the Council's Audit Charter. The annual work programme is set out in a risk based Audit Plan following consultation with individual Directorates and the External Auditor. The Audit Committee approves the Audit Plan and receives, thereafter, regular reports on its progress. <ul style="list-style-type: none"> ○ the Head of Internal Audit expresses an opinion on the Council's framework of governance, risk management and control on an annual basis. ○ during 2023/24, the Audit Plan included audits on a number of corporate themes, such audits are key to providing the appropriate assurance to the Council that its overall governance arrangements remain effective. • The CIPFA Financial Management (FM) Code that was developed in 2019 is designed to support good practice in financial management and help local authorities demonstrate financial sustainability. It is consistent with other CIPFA Codes in that it is based on principles rather than narrow prescription. The Code doesn't, therefore, detail specific financial management processes that each organisation must follow. Instead, the local authority must demonstrate that the principles of the Code, the Financial Management Standards, are being satisfied. A self-assessment is completed annually with identified actions for improvement. 	<p>Equal opportunities information</p> <p>FM Report 2023 complete</p>
c) Documenting a commitment to openness and acting in the public interest	
<ul style="list-style-type: none"> • It is important to the Council to present itself in an open and accessible manner to ensure that matters are dealt with transparently, in so far as the need for confidentiality allows • A Council Plan and a Statement of Final Accounts are published annually to inform stakeholders and services users of the Council's vision, ambitions and priorities for the next four years and the previous year's achievements and outcomes • A Medium Term Financial Strategy, the Annual Revenue Budget including its impact on Council Tax, are published and consulted on each year • Effective channels of communication which reach all groups within the community and other stakeholders are maintained as well as offering a range of consultation methods; to this end the Council has a Communications Strategy to support its LGR Transition Programme and an Engagement Promise <ul style="list-style-type: none"> ○ the Engagement Promise is a statement of principles about how the Council enables and encourages people to influence decisions. They are high level principles, so it is not anticipated that regular changes will be required but they are reviewed by officers annually • There are also a variety of opportunities for the public to engage effectively with the Council including attending meetings, opportunity to ask questions at meetings, written consultations, surveys, web chats with the Leader and Chief Executive. This all contributes to a commitment to openness, acting in the public interest and are documented where appropriate. 	<p>Council Plan</p> <p>Final Accounts</p> <p>Consultation and Community Engagement</p>
d) Establishing clear channels of communication with all sections of the community and other stakeholders, ensuring accountability and encouraging open consultation	

<ul style="list-style-type: none"> ● Elected Members have a significant role to play in ensuring compliance and propriety, either collectively (e.g. through the work of the Overview and Scrutiny Committees), and individually as local representatives, providing feedback from their constituents ● The Council communicates the Vision of its purpose and intended outcomes for all stakeholders to enable accountability and encourage open consultation. To enable this, analysis of the Council's stakeholders is undertaken and relevant and effective channels of communication are developed. Key mechanisms include – <ul style="list-style-type: none"> ○ publishing a Council Plan which sets out the Council's vision, ambitions and priorities for the next four years ○ the Council Plan, and annual Statement of Final Accounts also inform stakeholders and services users of the previous year's achievements and outcomes ○ opportunities for the public to engage effectively with the Council including attending meetings and submitting petitions ○ Consultation toolkit and on-line training package that provide advice to all staff about how to consult effectively ○ an engagement promise setting out in simple terms how everyone who lives or works in the county, or uses the Council's services can influence decisions. ○ maintaining a Council website that provides access to information, delivers services and opportunities for public engagement, including delivery of information required by the transparency agenda ○ using social media to inform and engage with residents for example, on development of services, provision of information, responding to concerns and issues ○ publication of an e-newsletter, available by subscription or through the council website, covering news and information about the Council and its services ○ a partnership with newspaper publisher Johnston Press to provide a monthly round-up of news and information specific for the local area, for local readers ○ communicating and engaging with staff across the Council, through a number of different internal communications channels 	<p>Council Plan</p> <p>N Y Views</p> <p>Engagement promise</p>
<p>e) Developing and communicating a vision which specifies intended outcomes for citizens and service users and is used as a basis for planning</p>	
<ul style="list-style-type: none"> ● The key corporate strategy documents (i.e. the Council Plan, Medium Term Financial Strategy and Revenue Budget), are reviewed and updated annually ● The Terms of Reference of the Audit Committee require it to maintain an on-going assessment of the adequacy and effectiveness of the internal control environment within the Council. The published Work Programme for the Audit Committee includes provision to review the impact of changes to service delivery and / or management processes on the governance arrangements of the Council ● The Members' Constitution Working Group supported and advised by the Monitoring Officer review the Constitution as required on an ongoing basis and conduct a formal review of the whole Constitution every four years. 	

<p>f) Translating the vision into courses of action for the Council, its commercial companies, its partnerships and collaborations</p>	
<ul style="list-style-type: none"> Based on the Council Plan and Annual Budget / MTFS process, each Service sets out its detailed objectives, performance targets, available resources and risk assessment which are included in a Service Plan Commercial Companies – the Council has a number of companies which it uses to deliver specific services/functions. Along with the in-house traded services to schools, these companies are grouped together to form the ‘Brierley Group’. A Shareholder Sub Committee of Executive and a Shareholder Board oversees the governance of the commercial companies and a number of delegations have been made to the Chief Executive for operational activities. Briefings have been provided for Members, Audit Committee and a further review is to take place on governance of commercial companies. Training has been made available to directors of the companies of their legal responsibilities under Company Law. An annual review is carried out on partnership arrangements which considers a range of factors. This is reported to the Audit Committee as part of the Council’s approach to governance. 	<p>Council Plan</p>
<p>g) Reviewing the effectiveness of the decision-making framework, including delegation arrangements, decision-making in partnerships, information provided to decision makers and robustness of data quality</p>	
<ul style="list-style-type: none"> The Constitution sets out how the Council operates, how decisions are made and by whom, and the procedures that are followed to ensure that these are efficient, transparent and accountable to local people. The Constitution also includes the detailed Contract, Financial and Property Procedure Rules, Schemes of Delegation, Codes of Conduct. These are reviewed and updated when the need arises to ensure they are consistent with the contemporary operating requirements of the Council. As indicated above, the Council has approved Budget and Policy Framework Procedure Rules, Contract Procedure Rules, Financial Procedure Rules, and Property Procedure Rules. The purpose of these rules is to set out a framework within which the Council conducts its business affairs. These rules are applied and monitored by the Corporate Director – Strategic Resources and are designed to ensure that proper financial arrangements are in place and operational at all times across the Council. They are reviewed by the Audit Committee on an annual basis. Partnership Arrangements – the Council’s Constitution and Finance Procedure Rules cover the issues to be considered before the Council becomes involved in a partnership (see paragraph i) below for further detail). 	<p>Constitution</p>
<p>h) Measuring the performance of services and related projects and ensuring that they are delivered in accordance with defined outcomes and that they represent the best use of resources and value for money</p>	
<ul style="list-style-type: none"> There is an integrated Service Planning and Budget Process under which each Service in each Directorate sets out its detailed objectives, performance targets, available resources and risk assessment. These feed into both the Council Plan and the Annual Budget/MTFS process The Performance Management framework, continues to be refined with the aim of strengthening links from individual performance management through team plans and service plans to Council ambitions and priorities. 	

- There is quarterly reporting of **key performance information** to Management Board and a quarterly meeting of the Executive and the Scrutiny Committee Chairs. This information brings together activity levels; financial information; quality issues; customer feedback; improvement areas; workforce; and compliments and complaints. Part of this approach is to ensure that the key components of value for money are considered together and that both senior management and Members can better understand and challenge key services and areas of Council spending. This is supplemented by more frequent reporting and monitoring processes within Directorates.
- **Comprehensive budgeting systems** are applied across all Directorates. Post Local Government Reorganisation, work to consolidate budgets in line with restructured services is on-going.
- Priority has been given to frontline services in determining the **savings programme**. A planned and prioritised approach has been taken and investments have been made in areas to aid with delivery of the savings and to deliver a modern Council that is fit for purpose.
- In the past benchmarking statistics have shown an overall level of high **performance and value for money** for the Council. Ofsted benchmarking data tends to continue to show the Council in a positive light and in other areas greater reliance is made on “softer” networking in order to identify areas of best practice across the County. An increased focus on team performance is also providing key management information to assess the productivity of staff and teams and ultimately services with a view to driving improvements in performance. This approach is incorporated into the quarterly monitoring reports provided to the Executive and will help to shape budget thinking on an on-going basis.
- The Transformation and Change Programme has evolved from the initial work to create our new organisation. Our first priority has been to move delivery from eight organisations into one, ensuring that on 1 April 2023 our services were "safe and legal" whilst continuing to provide what our customers need. As we move forward the next step is to bring together services, teams, systems, and processes from predecessor organisations to create strong teams with a "One Council" ethos.

As a new council, we have a unique opportunity to reset and realign our services to focus on the overall experience of North Yorkshire’s customers. Local Government Reorganisation gives us the opportunity to determine a model which will provide efficiency and savings, strengthening our own service delivery and clarity of working to achieve improved outcomes.
- New capital governance arrangements were established in 2023/24 with themed Capital Boards (chaired by corporate directors) reporting into an overarching Corporate Capital Programme Board (chaired by the Chief Executive). These boards provide delivery assurance across the whole capital plan, provide oversight (by exception) of major projects and make recommendations to members on remedial action, required amendments, and new projects.
- The **Asset Management Strategy** sets out key corporate processes (e.g. purchasing and disposal of property) including the adoption of a corporate approach to dealing with property needs. A Capital Project Management system (Gateway) is in place to improve the delivery of larger projects. This dovetails with the Council’s property partners. This Strategy sets out the key role of property in supporting the Council’s objectives.

<ul style="list-style-type: none"> ● The Council’s improvement priorities, as set out in the Council Plan and in its service performance plans and strategies, are reviewed regularly throughout the year. This is achieved through – <ul style="list-style-type: none"> ○ quarterly reports on key service performance plus corporate issues such as personnel, finance and commendations / complaints are considered by Management Board, the Executive and Chairs of the Overview and Scrutiny Committees ○ regular reports to Corporate Directors and Executive Portfolio Holders ○ publication of an Annual Report on Overview and Scrutiny and statements to every Council meeting by the Scrutiny Committee Chairs 	
<p>i) Defining and documenting the roles and responsibilities of Members and management, with clear protocols for effective communication in respect of the authority, its commercial companies and partnership arrangements</p>	
<ul style="list-style-type: none"> ● As explained in paragraph 4(g) above as per the Constitution ● All 90 Councillors meet together as the Council. Virtual meetings have previously been broadcast live online. At its annual meeting in May each year the Council appoints its Chairman. The Leader is elected by the Council at its annual meeting every four years in the election year, and s/he appoints the Executive Members, and determines their portfolios. The Leader allocates executive functions and maintains the Executive delegation scheme. The full Council is responsible for setting the budget and policy framework of the Council. Elections were held in May 2022 to appoint 90 councillors who will run the Council for 11 months. They will then be responsible for the new unitary Council of North Yorkshire in April 2023 for the following 4 years. ● The Executive is legally responsible for developing and making proposals to the Council for the budget and the policy framework and taking the decisions to implement them once they are agreed. If the Executive wishes to make a decision that is outside the budget and policy framework, then this must be referred to the Council as a whole to decide. They are also responsible for all other functions not falling within the responsibility of the Council or any other committee. Each Member of the Executive has a portfolio responsibility that relates to a specific area(s) of the Council’s services and responsibilities. The Executive meets formally at least once a month but will hold informal meetings on a more regular basis as required to progress the business of the Council ● The Management Board (which comprises the Chief Executive and all Corporate Directors plus Assistant Chief Executives) is responsible for implementing all Council policies and decisions at officer level, providing advice to Members, for co-ordinating the use of resources and the work of the Directorates. The ‘Role of Management Board’ is set out formally within the Constitution. Circumstances permitting, the Management Board meets weekly. ● There are four Overview and Scrutiny Committees that support the work of the Council and the Executive, together with a Scrutiny of Health Committee. Their roles and responsibilities are detailed in Article 6 of the Constitution. ● Statutory Officers / Codes and Protocol – the Council employs officers to give advice, implement decisions and manage the day-to-day delivery of its services. Certain officers have a designated duty to ensure that the Council acts within the law and uses its resources wisely. A Protocol on Member / Officer relations, is part of the Constitution and, amongst other documents, governs the relationships between Officers and Members of the Council. 	<p>Constitution</p>

<ul style="list-style-type: none"> ● Pursuant to its powers under Section 101 of the Local Government Act 1972 the Council arranges for certain of its functions (non-executive functions) to be discharged by officers of the Council, these are included in the Officers Delegation Scheme ● Commercial Companies – the Council has a number of companies which it uses to deliver specific services/functions. Along with the in-house traded services to schools, these companies are grouped together to form the ‘Brierley Group’. A Shareholder Sub Committee of Executive and a Shareholder Board oversees the governance of the commercial companies and a number of delegations have been made to the Chief Executive for operational activities. Briefings have been provided for Members, Audit Committee and a further review is to take place on governance of commercial companies. Training has been made available to directors of the companies for their legal responsibilities under Company Law. ● Partnership Arrangements - the Council’s Constitution and Finance Procedure Rules contain a number of important steps to be considered before the Council enters into a partnership, including the need for approval by the Executive or under the terms of the Delegation Schemes, of appropriate written governance arrangements and interaction with the Council’s decision making arrangements commensurate with the role of the partnership, the part played in it by the Council, and the risks attached to that involvement. Detailed guidance is provided to Members and Officers who represent the Council on external bodies. An annual report is made to the Audit Committee on the governance arrangements and work of partnerships. The Executive receives an ‘issues’ report when the Audit Committee determines there is a matter of concern relating to a partnership 	
<p>j) Ensuring that financial management arrangements conform to the governance requirements of the CIPFA Statement on the <i>Role of the Chief Financial Officer in Local Government (2015)</i> and, where they do not, explain why and how they deliver the same impact</p>	
<ul style="list-style-type: none"> ● The statutory duties of the Corporate Director – Strategic Resources in relation to financial management derive from five principal sources: <ul style="list-style-type: none"> ○ Section 151 of the Local Government Act 1972 ○ Section 114 of the Local Government Financial Act 1988 ○ Local Government Act 2000 (particular decisions contrary to policy or budget) ○ Local Government Act 2003 (prudential limits for borrowing and investment) ○ Accounts and Audit Regulations 2015 ● The Corporate Director – Resources (CD-R) drafts a Medium Term Financial Strategy and presents it (at least) annually to the Executive and the Council; linked to this Strategy are the detailed Revenue Budget, Savings Plan, Capital Plan, Treasury Management arrangements and Prudential Indicators ● The CD-R is responsible for determining the accounting procedures, the form of financial records and statements and for maintaining the financial accounts of the Council. The CD-R also ensures that proper accounting arrangements are established in all Directorates. Individual Corporate Directors 	<p>S.151 Local Government Act 1972</p> <p>S.114 Local Government Financial Act 1988</p> <p>Local Government Act 2000</p> <p>Local Government Act 2003</p> <p>Accounts and Audit Regulations 2015</p>

are responsible for the satisfactory operation of financial and accounting systems, and associated controls, within their Directorates – this responsibility is defined in the Financial Procedure Rules.

- To support this process, there is an Assistant Director (qualified as an Accountant) allocated to each Directorate with specific responsibility for financial matters. The Assistant Director sits on the Management Team of the Service Directorate and Strategic Resources.
- It is the duty of all Service Managers within Directorates to plan and manage their budgets to meet the agreed bottom line budget figure for their Service Unit. This includes ensuring that adequate arrangements exist for monitoring revenue and capital budgets throughout the year, and taking action to adjust the budget to ensure that overall control of expenditure is maintained. The CD-SR is responsible for submitting a quarterly report to Executive on the overall Revenue Budget / Capital Plan position; this report is part of the Quarterly Performance and Improvement reporting arrangements
- The CD-R prepares and publishes an annual **Statement of Final Accounts** that conforms to all statutory and professional requirements, codes of practice and timetables
- The Council's appointed **external auditor** is Mazars for 2023/24. They will publish an Annual Audit Letter on the completion of their audit that follows the end of each financial year. At the time of drafting this AGS some 20 audits of the former legacy councils remain outstanding. The backlog of external audits is a widespread national issue which the government are seeking to address through the introduction of a 30 September 2024 backstop and other transitional arrangements. The associated implications for the outstanding audits and their impact on the Council's opening accounts, remain unclear but officers continue to work with legacy external audit teams to clear as much of the work as possible before the end of September 2024.
- Under the *Accounts and Audit Regulations 2015*, the Council has a legal responsibility to provide an adequate and effective **internal audit** of its records and control systems. The Council has delegated this responsibility to the CD-SR who provides the service through Veritau Ltd (a Teckal company that provides internal audit and a range of related services to both the City of York Council and the Council. Both authorities jointly own the company, although a company restructure is planned for 2024/25 as the wider Veritau group's business continues to expand. For governance purposes, Veritau reports to the Audit Committee in the same way as an in-house function). The Head of Internal Audit is the CEO of Veritau Ltd.
- Using a risk assessment methodology, the Head of Internal Audit produces an **Annual Audit Plan** for approval by the Audit Committee; progress against this Plan is also reported quarterly to the CD-R and to the Audit Committee. In addition to carrying out the work specified in the Annual Audit Plan, Veritau also provides –
 - advice and assistance to service managers in the design and implementation of internal controls
 - support to managers in the prevention and detection of fraud, corruption and other irregularities
 - advice and guidance on information governance related matters.

<ul style="list-style-type: none"> The Head of Internal Audit provides an audit opinion, based on the level of assurance gained by the work carried out, for each audit undertaken. The results of audit work are reported to the Audit Committee on a regular basis. The Head of Internal Audit also submits an Annual Report to the Audit Committee that includes his overall opinion on the adequacy and effectiveness of the framework of governance, risk management and control operating in the Council as a whole. 	
<p>k) Ensuring effective arrangements are in place for the discharge of the monitoring officer function.</p>	
<ul style="list-style-type: none"> The Council has appointed the Assistant Chief Executive (Legal and Democratic Services) as Monitoring Officer. The role and duties of the Monitoring Officer are contained in the Council's Constitution and appropriate resources are made available for him/her to undertake the role. The Monitoring Officer is a member of the Council's Management Board, and has sight of all Committee and Executive reports before they are presented to Members. 	
<p>l) Ensuring effective arrangements are in place for the discharge of the Head of Paid Service function</p>	
<ul style="list-style-type: none"> The Council has appointed the Chief Executive as Head of Paid Service. The role and duties of the Head of Paid Service are contained in the Council's Constitution, and the Chief Executive leads the Council's Management Team and appropriate resources are made available for him/her to undertake the role. 	
<p>m) Providing induction and identifying the development needs of Members and senior officers in relation to their strategic roles, supported by appropriate training</p>	
<ul style="list-style-type: none"> Developing the skills of Members continues to be targeted through a Member Development Programme, a dedicated online learning site and a suite of resources and training events. There is also a specific induction programme for any newly elected Member(s) and comprehensive induction following the election. There are also regular Member seminars throughout the year on a whole series of areas in order to keep Members abreast of current issues and to ensure awareness of responsibilities for both Council and individual Members. 	
<p>n) Reviewing the effectiveness of the framework for identifying and managing risks and for performance and demonstrating clear accountability</p>	
<ul style="list-style-type: none"> The Council's approach to risk management is laid out in the Corporate Risk Management Policy and its associated Strategy. Risk Registers are developed and maintained at Corporate, Directorate and Service Unit levels. The generic risk assessment methodology is also applied to specific key projects or areas of policy development. The risk prioritisation process is designed to identify key risks that are a threat to the achievement of objectives, evaluate risk controls and ensure risk reduction actions are embedded within Service Performance Plans. Internal Audit (Veritau) review the effectiveness of the framework for identifying and managing risks on a regular basis. Any weaknesses identified are addressed and progress to rectify those weaknesses is monitored by the Corporate Risk Management Group as well as Internal Audit. An annual progress report on risk management is made to the Audit Committee. The Audit Committee's role is to assess the effectiveness of the authority's risk management arrangements and to review progress on the implementation of risk management throughout the authority. Corporate Directors provide an update on the progress of mitigating risks identified in their risk registers to Audit Committee once a year. 	<p>Risk Management Policy</p>

<ul style="list-style-type: none"> • Clear accountability is shown in both the Corporate Risk Management Policy and Strategy and as part of the risk register process. • The Performance Management framework has been further refined in order to strengthen the links between individuals, teams and services. Benchmarking and best practice from other Authorities is an inherent part of the planning process to ensure that each plan can look for further improvements. The service planning process also involves identification of savings as an initial part of the generation of savings proposals for the Budget / MTFS. • There is quarterly reporting of key performance information to Management Board and a quarterly meeting of the Executive and the Scrutiny Committee Chairs. This information brings together activity levels; financial information; quality issues; customer feedback; improvement areas; workforce; and compliments and complaints. Part of this approach is to ensure that the key components of value for money are considered together and that both senior management and Members can better understand and challenge key services and areas of Council spending. This is supplemented by more frequent reporting and monitoring processes within Directorates. 	
<p>o) Ensuring effective counter fraud and anti-corruption arrangements are developed and maintained in accordance with the <i>Code of Practice on Managing the Risk of Fraud and Corruption (CIPFA, 2014)</i>.</p>	
<ul style="list-style-type: none"> • The Council has approved and implemented a formal Counter Fraud Strategy which is reviewed annually by the Audit Committee. The Strategy is designed to minimise the risk of fraud and corruption by adopting and maintaining measures which prevent fraud occurring, that ensure instances of fraud which do occur are detected promptly and enable robust action to be taken against any perpetrators. • The risks of fraud and corruption are kept under constant review. A formal Fraud and Loss Risk Assessment is also completed each year by Veritau and the results are report to the Audit Committee. Preventative measures are taken to address any new or emerging risks. • Where instances of fraud are detected, Veritau will work closely with management and other agencies to ensure that the allegations are fully investigated, the extent of any losses is quantified, evidence is properly collected for further action (including possible criminal or disciplinary action), losses are recovered where possible and appropriate measures are taken to prevent any further occurrences 	
<p>p) Ensuring an effective Scrutiny function is in place</p>	
<ul style="list-style-type: none"> • The Constitution sets out how the Council operates, how decisions are made and by whom, and the procedures that are followed to ensure that these are efficient, transparent and accountable to local people. • The Executive is legally responsible for developing and making proposals to the Council for the budget and the policy framework and taking the decisions to implement them once they are agreed. If the Executive wishes to make a decision that is outside the budget and policy framework, then this must be referred to the Council as a whole to decide. They are also responsible for all other functions not falling within the responsibility of the Council or any other committee. Each Member of the Executive has a portfolio responsibility that relates to a specific area(s) of the Council's services and responsibilities. The Executive meets formally at least once a month but will hold informal meetings on a more regular basis as required to progress the business of the Council. 	

<ul style="list-style-type: none"> There are Overview and Scrutiny Committees that support the work of the Council and the Executive, together with a Scrutiny of Health Committee. Their roles and responsibilities are detailed in Article 6 of the Constitution and the Overview and Scrutiny Procedure Rules. These Committees are supported by a small team of officers including a Statutory Scrutiny Officer (the Democratic Services and Scrutiny Manager). The Overview and Scrutiny Committees continue to meet both face to face and virtually (both formally and informally respectively). Work was undertaken to consider how to scrutinise the transitional functions that the Council is responsible for in creating the new unitary Council of North Yorkshire. 	
<p>q) Ensuring that assurance arrangements conform to the governance requirements of the CIPFA Statement on the Role of the Head of Internal Audit (2019) and, where they do not, explain why and how they deliver the same impact</p>	
<ul style="list-style-type: none"> The Head of Internal Audit is responsible for reviewing and reporting on the adequacy and effectiveness of the Council's governance, risk management and control framework. The objective is to provide independent and objective assurance to management and those charged with governance, including the Corporate Director – Strategic Resources and the Audit Committee. Where weaknesses in control are identified then Internal Audit will support management to make the necessary improvements. The Financial Procedure Rules provide the framework for internal audit activities within the Council and define the respective roles and responsibilities of management and the Head of Internal Audit as well as confirming Internal Audit's rights of access to premises, information, records and other documentation. The specific objectives, scope and approach to Internal Audit are set out in the Audit Charter which is reviewed annually and subject to approval by the Audit Committee. The <i>CIPFA Statement on the Role of the Head of Internal Audit</i> contains five principles which set out the governance arrangements necessary to ensure that the Head of Internal Audit (HIA) is able to operate effectively and perform his/her core duties. These five principles are: <ul style="list-style-type: none"> The HIA plays a critical role in delivering the organisation's strategic objectives by championing best practice in governance, objectively assessing the adequacy of governance and management of existing risks, commenting on responses to emerging risks and proposed developments. The HIA plays a critical role in delivering the organisation's strategic objectives by giving an objective and evidence based opinion on all aspects of governance, risk management and internal control. The HIA must be a senior manager with regular and open engagement across the organisation, particularly with the Leadership Team and with the Audit Committee. The HIA must lead and direct an internal audit service that is resourced to be fit for purpose. The HIA must be professionally qualified and suitably experienced. <p>The Council's arrangements for internal audit are assessed against the five principles on an annual basis and the HIA and Internal Audit were able to comply and operate in accordance with the five principles.</p> 	
<p>r) Undertaking the core functions of an audit committee, as identified in <i>Audit Committees: practical guidance for local authorities and police (CIPFA, 2022)</i></p>	
<ul style="list-style-type: none"> A separate Audit Committee, which includes external independent Members, has been in operation since April 2006. (see section 5 below for activities during 2023/24). A key role of the Audit Committee is to act as the responsible body charged with ensuring that a sound system of 	

governance and internal control operates throughout the Council. In doing so, it provides independent assurance to the Council on the adequacy of the risk management framework and the associated control environment and independent scrutiny of the Council's financial and non-financial performance to the extent that it affects the Council's exposure to risk and weakens the control environment. It also oversees the Procedure Rules that relate to Contracts, Finance and Property matters as well as Information Governance and Counter Fraud arrangements. It is also responsible for scrutinising the Treasury Management policies and activities of the Council and for ensuring that arrangements exist to secure value for money. The appointment of external independent Members helps to bring additional knowledge and expertise to the working of the Audit Committee.

- The Audit Committee Annual Report for 2023/24 will include a note referencing compliance with the Position Statement which sets out the recommended purpose, model, core functions and membership of audit committees.

s) Ensuring that the Council provides timely support, information and responses to External Auditors and properly considers audit findings and recommendations

- The Council's appointed **External Auditor** for 2023/24 is Mazars. The External Auditor attends Audit Committee meetings.
- Each year the External Auditor provides an External Audit Plan which sets out their key objectives for the year which can include a review and report on Financial Statements including the Annual Governance Statement; providing an opinion on the Financial Statements and also the arrangements to secure value for money.
- the External Auditor publishes an External Audit Report on the completion of their audit. As previously highlighted, work on a number of legacy audits involving the external auditors for the former councils, continues.
- Throughout the year the Council's Members and Officers work with the External Auditor to address any concerns and risks highlighted by the external auditor(s).
- Findings and recommendations made by the External Auditor receive an appropriate management response setting out how the Council will address such recommendations and areas of concern.

t) Incorporating good governance arrangements in respect of partnerships and other joint working and ensuring that they are reflected across the Council's overall governance structures

- The Council's Constitution and Finance Procedure Rules contain a number of issues to be considered before the Council becomes involved in a partnership, including the need for approval by the Executive or under the terms of the Delegation Schemes, of appropriate written governance arrangements and interaction with the Council's decision making arrangements commensurate with the role of the partnership, the part played in it by the Council, and the risks attached to that involvement. An annual report is made to the Audit Committee on the governance arrangements and work of partnerships.
- Where the Council is a substantial **shareholder in a company** (for example NYnet, Veritau, Yorwaste, Align Property Services, Brierley Homes, First North Law, N Y Highways and Brimhams Active) it ensures appropriate governance arrangements are in place both within the company and as between the company and the Council. These are based on the **Local Code** but also take into

[Local Code of Corporate Governance](#)

[Agenda for Audit Committee on](#)

account the operational circumstances of the company. A commercial governance review was undertaken in 2023/24.

[Monday, 18th
March, 2024](#)

5.0 ACTIVITIES OF THE AUDIT COMMITTEE

5.1 During 2023/24 and up to the date this AGS was signed, the Audit Committee had met 4 times. During this period its activities had included:-

External Audit

- received regular progress reports and updates from the external auditors, Deloitte on the annual audit of the County Council and the North Yorkshire Pension Fund 2021/22 Statement of Final Accounts (SOFA).
- considered the external audit plan prepared by Grant Thornton for the audit of the 2022/23 Statement of Final Accounts (SOFA) for the former Ryedale District Council, and the review of the Council's arrangements for securing value for money.
- noted that Mazars had won the contract to provide external audit services to the Council and the North Yorkshire Pension Fund for the five-year period from 2023/24.

Internal Audit

- considered the draft Internal Audit Charter for the new Council and recommended its approval by the Executive.
- received and considered the results of internal audit work performed in respect of corporate and operational areas. Monitored the progress made by management during the period to address identified control weaknesses.
- approved the Internal Audit work programme for 2023/24.
- monitored the delivery of the annual Internal Audit work programme through regular update reports presented by the Head of Internal Audit.
- received and considered the Annual Report of the Head of Internal Audit for 2022/23 which provided an overall opinion on the former County Council's control environment. The Head of Internal Audit confirmed that the Council's framework of governance, risk management and control provided substantial assurance.
- received and considered the Annual Report of the Head of Internal Audit for 2023/24 which provided an overall opinion on the Council's framework of governance, risk management and control. The Head of Internal Audit confirmed that the framework provided reasonable assurance. The Head of Internal Audit also identified a number of significant control weaknesses for possible inclusion in the AGS. These included the processes for paying creditor invoices particularly in respect of the former North Yorkshire district and borough councils, the management of the Council's housing stock, the completeness and accuracy of property asset records following local government reorganisation, and information security.
- considered the results of the external quality assessment (EQA) of internal audit practices. The EQA was conducted by the Chartered Institute of Internal Auditors and the overall conclusion was that Internal Audit '*generally conforms*' to the Public Sector Internal Audit Standards (PSIAS) and internal audit standards. The Committee was pleased that internal audit practices continue to

meet the required professional standards and therefore continued reliance could be placed on the arrangements operating within the Council.

Counter Fraud

- received regular reports outlining the key fraud risks facing the public sector and local government. The Committee also received details of the plans which had been developed to address possible fraud risks arising from the LGR process.
- considered the draft counter fraud policy framework for the new Council and recommended its approval by the Executive. The framework included new whistleblowing, anti-money laundering and terrorist financing, and counter fraud and corruption policies.
- considered the results of the annual fraud risk assessment and recommended the updated Counter Fraud Strategy and workplan to the Executive for approval.

Risk Management

- continued to oversee the Council's risk management arrangements and noted the development of a risk management policy framework for the new authority.
- considered the corporate risk register and mitigating actions of the new Council.
- Continued to assess the adequacy and effectiveness of each Directorate's risk management arrangements through consideration of the risks and mitigating actions identified in each Directorate Risk Register.

Corporate and Information Governance

- considered changes to the Local Code of Corporate Governance prior to approval.
- received details of the latest update to the Corporate Governance self-assessment checklist, the changes made to the Council's governance arrangements during the year following Local Government Reorganisation, and the governance arrangements introduced to support the LGR programme
- considered the ongoing work of the Corporate Information Governance Group (CIGG) which is responsible for updating the corporate information policy framework, identifying new or emerging risks, sharing best practice, and monitoring compliance with corporate information governance standards. The Committee also received details of the work being done to mitigate cyber security risks and to raise awareness of the requirement of the UK General Data Protection Regulation (UK GDPR) and Data Protection Act 2018..

Financial Statements and Management

- established a working group to review the draft 2021/22 Statement of Final Accounts (SOFA) for the County Council and the associated governance documents.
- considered a report on the draft 2022/23 Statement of Final Accounts (SOFA) including the Annual Governance Statement for the former County Council and the former North Yorkshire borough and district councils prior to their audit.

- established a working group to review the draft 2022/23 Statement of Final Accounts (SOFA) and the associated governance documents for the former County Council.
- received a report detailing the results of a self-assessment of compliance with the CIPFA Financial Management Code.
- received details of possible changes to the CIPFA Code of Practice on Local Authority Accounting and the impact of these changes on the Council's accounting policies.

Other

- considered the Council's arrangements for securing value for money. The report outlined the existing framework for planning, decision-making, managing resources and reporting outcomes in respect to service delivery. This includes the Council Plan, Medium Term Financial Strategy (MTFS), service planning arrangements, the quarterly performance reports and various qualitative measures.
- received a report outlining the Council's business continuity arrangements. The report provided details of the corporate Business Continuity Policy and Plan. The corporate plan is intended to ensure a consistent and coordinated response to any major incident. Business continuity planning with partner organisations and other agencies is coordinated through the Local Resilience Form (LRF).
- received a report outlining the work of the Procurement and Contract Management Service during the year. The report highlighted the challenges caused by rising inflation. In response to this, the Council's Supply Chain Resilience Board (SCRB) had continued to meet to monitor the impact on suppliers of escalating fuel and raw material costs, and recruitment problems.
- considered the annual report of the former County Council on partnership governance for 2022/23. The report included details of key partnerships, changes which had occurred during the year and the arrangements in place to monitor the management and performance of those partnerships.
- continued to scrutinise the Council's treasury management arrangements. This included reviewing the updated Treasury Management Strategy for 2023/24.
- received a report summarising the guidance recently issued by CIPFA on recommended arrangements for the oversight and governance of local authority owned companies and the results of a review of the arrangements in operation.
- reviewed the progress which had been made by officers to address other issues raised at meetings of the Committee;
- reviewed its Terms of Reference but no changes were considered necessary.

5.2 All this work has been used in supporting the preparation of the Council's (ie this) Annual Governance Statement for 2023/24.

6.0 REVIEW OF EFFECTIVENESS

6.1 The Council has responsibility for formally conducting, at least annually, a review of the effectiveness of its governance framework including the system of internal control. The review relates to the

Governance Framework which has been in place at the Council for the year ended 31 March 2024 and up to the date of approval of the Statement of Accounts. Any issues identified as a significant governance issue are reported within the AGS, and the progress made by management in 2024/25 to address these issues will be reported regularly to the Audit Committee as the body charged with governance.

- 6.2 The review of effectiveness of governance and internal control systems is informed by the work of the Executive, the senior managers within the Council who have responsibility for the development and maintenance of the governance environment; by the Internal Audit function (as carried out by Veritau) and the Insurance and Risk Management Service; comments made by External Auditors and other review agencies and inspectorates. The Corporate Governance Officers Group is responsible for co-ordinating the review.

Delivery/Operational Area of Assurance

- 6.3 Management Board and all of the Corporate Directors have reviewed their service areas in relation to the governance and internal control procedures and confirm that the functions they are responsible for comply and conform to the Governance Framework. Significant governance issues are provided in section 7.
- 6.4 In addition the Council has identified a suite of key performance indicators to help assess the effectiveness of its arrangements. These are reported quarterly to the Executive, and include the outcome of external inspections (see below in paragraph 6.6 for further details).

Oversight of Management Activity

- 6.5 A range of reports are produced annually or throughout the year from those responsible for the oversight of management activity which provide assurance on the operation of elements of the governance framework, including those listed below:
- The latest published version of the Constitution, and on the Council website (see link above)
 - Annual Report of the Standards and Governance Committee – The Standards and Governance Committee consider and approve the annual report on the work undertaken by the Committee which included a review of ethical framework developments, training of Members to maintain their awareness of ethical standards, review of Members’ interests, dispensation requests, complaints, elections, temporary appointments to Parish Councils and Community Governance reviews. There were 6 independent persons on the Committee who provide independent assurance in respect of ethical behaviour and conduct. No significant ethical failings were found and the report was approved at Full Council.
 - Counter Fraud annual report (including fraud and loss risk assessment) - the Audit Committee received and considered the annual report prepared by Veritau and the actions being taken to mitigate possible fraud risks. No significant frauds or losses occurred during the period.
 - Internal audit - the 2023/24 Head of Internal Audit Report and Opinion - provided reasonable assurance” in relation to the Council’s framework of governance, risk management and control.
 - Annual Report of the Audit Committee for the year ended 30 September 2023 – this is based on details of the work carried out by the Audit Committee and details of how the Audit Committee has fulfilled its Terms of Reference. See paragraph 5 above for further details of the activities of the Audit Committee.

- Treasury Management and Investment Strategy Report- regular reports are provided to the Audit Committee throughout the year, with an annual report presented to Full Council. This shows compliance with investment policy and strategy.
- Annual Information Governance Report - the Audit Committee is provided with an annual update on developments in the Council's information governance arrangements and compliance with relevant legislation. Progress continues to be made in developing the Council's information governance arrangements. However information governance continues to be identified as a high risk area on the corporate risk register and by the internal auditors, Veritau. This is in part due to the consequences of the Council suffering a serious data breach or being the target of a cyber-attack. See also Section 7 for further details.
- Annual Partnership Governance Report – the Audit Committee is provided with an annual update on partnerships and noted that in 2023/24 none of the partnerships were identified as having a high overall risk rating and not partnership reported a governance failure during 2022/23. One partnership (North Yorkshire Coastal Forum) is currently inactive.
- Risk Management – the Audit Committee is provided with annual reports on the adequacy and effectiveness of each Directorate's risk management arrangements, and regular audits on the risk management policy and process are also carried out. Internal Audit activities show that the Council is managing its risks appropriately and effectively.
- Commercial Governance – the Audit Committee received a report in March 2024 which provided an analysis of how Council owned companies were governed using best practice for commercial governance as a guide set out in the Chartered Institute of Public Finance and Accountancy (CIPFA) updated publication "Local Authority Owned Companies – A good practice guide 2022 edition". A review of the existing arrangements was undertaken and it was found that the Council's governance and reporting structures surrounding commercial entities are largely compliant with the CIPFA guidance and are deemed to be robust and appropriate for each company.
- North Yorkshire Safeguarding Children's Partnership (NYSCP) Annual Report (on their [website](#)) - the latest annual report detailed the work undertaken by the NYSCP in delivering their Being Young in North Yorkshire (BYINY) Strategy. Achievements including awareness raising campaigns around National Stalking Awareness Week, Honour Based Violence, Child Exploitation and Internet Safety; Programmes to help young parents; a review of Social Emotional Mental Health (SEMH) pathways which aims to promote children and young people's access to the right support at the right time; Supporting young people with problematic substance use; and strengthening of the support and information available around Elective Home Education. The report also covers activities during Safeguarding Week and set out priorities for the year ahead which are: Strengthening the role of education, Children and Young People's Emotional and Mental Health and Promoting the positives of online engagement whilst minimising the risks faced by children and young people online.
- North Yorkshire Safeguarding Adults Board (NYSAB) Annual Report (on their [website](#)) - the latest annual report noted the continuing work around the key priorities of reconnecting with communities; following best practice in policies and procedures; working effectively with partners; and adapting and responding to change. It also covered events hosted by the board on: Homelessness, substance misuse and mental health; Suicide prevention and Bereavement Support. A report by HealthWatch on accessibility of service information and

details of some key partner contributions were also included. The report looked at key themes for the coming year including, building connections, embedding and sharing best practice, strengthening partnerships following changes to local government and health structures and responding to risks caused by cost-of-living and public service pressures.

- Assurance is provided by the Monitoring Officer in relation to legality issues and a section 5 report is issued in circumstances where the Council is not operating lawfully. No section 5 notices were issued during this period.
- Procurement and Contract Management - the Audit Committee is provided with an annual report on procurement and contract management activities. This year's report included an update on the work of the Procurement and Contract Management Service, including key achievements, recent activity and the continuing focus on developing and supporting healthy supply chains. details of the actions taken in response to the Covid-19 pandemic, including the ongoing procurement of personal protective equipment (PPE) and the arrangements in place to maintain stability and resilience in the Council's supply chain. The Committee noted that the Council had joined with the City of Bradford Metropolitan District Council, Calderdale Metropolitan Borough Council and Barnsley Council to invest in local business development through the Go4Growth Programme. The Service has also worked to build contract management capacity in the Council through training and the launch of a dedicated toolkit.
- Annual Workforce Update - with the launch of North Yorkshire Council, a People Strategy has been developed to provide strategic workforce priorities: retain staff, attraction for all, engage and listen to staff, establish one Council. Various data sets provided details on workforce issues including headcount and FTE (full time equivalent), full time/part time, age average and distribution, sickness absence, turnover, recruitment and apprenticeships. With regard to sickness absence (measured in number of FTE days lost), this was 8.69 for the whole workforce (9.31 for non-schools). The most common causes were stress, depression and anxiety related; stomach, liver kidney and digestion; infections and musculo-skeletal problems. Post Local Government Reorganisation, Human Resources is focussed on a pro-active approach. Interventions are in place to support managers in addressing sickness absence cases, including monthly calls, automated email alerts, and manager skills training. In line with national trends, the Council continues to face challenges around long covid and record NHS waiting lists, which subsequently impact on absence rates.
- CIPFA Financial Management Code 2019 – the Audit Committee received a report on the self-assessment of compliance with the Chartered Institute of Public Finance and Accountancy's Financial Management Code. The evidenced self-assessment demonstrated the Council's ability to successfully meet the requirements of the FM code.

Independent Oversight

6.6 Independent oversight includes the following:

- *OFSTED rating of schools*

The most recent data published by Ofsted (December 2023) highlighted that 85.8% of primary schools in North Yorkshire have a 'Good' or 'Outstanding' Ofsted inspection outcome. This represents 253 of the 295 primary schools inspected in the county. **85.8% is marginally above**

the 84.6% reported at the same point last year. However, it is below the current national rate of 90.8%. The proportion of secondary schools in North Yorkshire with a 'Good' or 'Outstanding' Ofsted inspection outcome was 79.1%, unchanged compared to this time last year (34 of the 43 secondary schools) and is similar to the national rate of 82.7%.

- *GCSE Examinations*

The proportion of pupils achieving a 'stronger pass' of grades 5 to 9 in English and Maths has decreased locally and nationally and will be mostly due to grade boundaries being tighter after grade inflation following Covid. More positively, at 45.7%, the proportion of children in North Yorkshire achieving a strong pass in English and Maths is **now higher than that reported nationally** (45.3%).

- *Increased CQC "Good" Ratings in the Care Market*

Based on published Care Quality Commission (CQC) inspection ratings, 84.1% of care home provision across the county was rated as "good" or better at the end of Q3. That was down by 0.6% between quarters, and **up by 3.3% (from 80.8%) year on year**. Local performance remains higher than both the regional average (which declined by 0.4%) and the England average (down by 0.3%). Ratings for domiciliary care provision continue to be better than those for care homes. Provision in North Yorkshire, including outcomes for in-house services, remain better than the comparator averages. **Local performance remains well above both the England and regional averages**, which were both down by 0.2% between quarters.

- *Top Quartile Public Satisfaction with Highways and Transportation*

Quarter 3 saw the results of the 2023 National Highways and Transportation public satisfaction survey. Overall, across the whole country there were significant drops in most of the scores, North Yorkshire also saw scores drop but by smaller amounts. Based on comparisons with similar highways authorities, we have moved into the top quartile in some key highway measures such as condition of roads, highways maintenance and street lighting.

- *Ombudsman Investigations*

In 2023/24 there were 146 Ombudsman complaints received, 135 decisions were made (some cases go across financial years), 25 of which were upheld.

7.0 SIGNIFICANT GOVERNANCE AND BUSINESS CHALLENGES

7.1 The governance and internal control arrangements can provide only reasonable and not absolute assurance that assets are safeguarded, that transactions are authorised and properly recorded, that material errors or irregularities are either prevented or would be detected within a timely period and that significant risks impacting on the achievement of the Council's objectives have been mitigated. It also needs to be recognised that the current external challenges to local government and the wider public sector are such that there are an unparalleled number of business risks and challenges; an effective governance framework therefore helps but cannot by itself eliminate such issues.

7.2 On the basis of the review work carried out it was considered that the majority of the governance and internal control arrangements continue to be fit for purpose and the overall governance framework was effective during the financial year 2023/24. **There were, however, some areas identified which require attention either as a result of weaknesses or as a result of external challenges. The most significant of these areas (ie business challenges and Coronavirus recovery) are set out below in a spirit of ensuring continuous improvement of governance; internal control arrangements; and service delivery.**

7.3 At the time of writing the items included in the table below represent the list of key issues requiring attention in 2024/25 and beyond.

Significant Governance and Business Challenges requiring attention in 2024/25 and beyond	
Challenge	
A1	Information Governance and security To ensure the council continues to comply with its data protection, information governance and information security legislative, regulatory and statutory obligations (responsible officer: Senior Information Risk Owner)
Actions	
a)	On-going monitoring and reporting of data breaches including identification of lessons learned
b)	Range of measures to be implemented to increase staff awareness of risks including updates to and completion of mandatory training as necessary; phishing simulation exercises; case studies; and monitoring arrangements in place to evaluate effectiveness and any other required actions
c)	Investment in technology to best protect the Council's network and data integrity from cyber threats
Challenge	
A2	Transition and Consolidation into a Cohesive Council
Actions	
a)	Service restructures to be completed to align services with the Council's "Target Operating Model".
b)	On-going programme of work to deliver a range of convergence projects across the council, routinely managed, monitored and reported.
c)	Customer and Ways of working programmes progressed and actions to be tracked through Management Board
d)	Plans to be further worked up for systems consolidation; property requirements; and optimum service procedures including required resources.
Challenge	
A3	Transformation and Savings
Actions	
a)	Routine governance of savings embedded within delivery with directorate and Management Board oversight.
b)	Sign-off and adoption of the Council's Transformation Strategy.
c)	On-going programme of work to deliver a range of transformation projects across the council, routinely managed, monitored and reported.
Challenge	
A4	Functional Operating Services Delivering Good Quality Customer Service and Experiences.
Actions	
a)	Service planning & performance framework embedded
b)	Customer Programme and associated governance established
c)	Service performance tracked through performance framework including quarterly reporting to Executive

8.0 CONCLUSION

8.1 In the context of a newly formed organisation following re-organisation in North Yorkshire, we are transitioning from “safe and legal” through wide ranging programmes of transformation and convergence. Whilst the Council has in place the foundations necessary to provide assurance to our citizens and stakeholders, as we continue to bring together the services from the former 8 councils, we will seek to build on our existing arrangements over the coming year and beyond.

8.2 The priority issues identified for 2024/25 are set out in **Section 7** above together with details of how they will be addressed. Reports on progress will be submitted to the Audit Committee.

9.0 SIGNATURES

9.1 We, the undersigned, accept primary responsibility for the content of this Annual Governance Statement and will over the coming year, take steps to address the matters identified in Section 7 of this Statement to further enhance the governance arrangements of the Council. We are satisfied that these steps will address the need for improvements that were identified in the significant governance and business challenges and will monitor their implementation and operation as part of the next annual review.

Signed:

Cllr Carl Les
Leader of the Council

Richard Flinton
Chief Executive

Date:

Date:

9.2 I confirm that the Audit Committee (meeting on the <>) was satisfied, on the basis of the information available to it, that this Annual Governance Statement for 2023/24 has been prepared and approved after due and careful enquiry.

Cllr Clifford Lunn
Chairman of the Audit Committee

Date:

GLOSSARY OF TERMS

Accruals

The concept that income and expenditure are recognised as they are earned or incurred, not as cash is received or paid.

Actuary

An actuary is an expert on pension scheme assets and liabilities. The Local Government Pension Scheme Actuary determines the rate of employer contributions due to the Pension Fund every three years.

Amortised

Written off over a suitable period of time (usually in line with the useful life of a fixed asset). This is a proxy for depreciation for intangible assets.

Appropriations

Amounts transferred from the Comprehensive Income and Expenditure Statement through the Movement in General Fund Balance to revenue or capital reserves.

Asset Rental Charges

The Council charges Asset Rentals to Services in order to reflect the economic costs of the assets they use in service provision. These charges do not impact on Council Tax.

Assets

Anything which has a monetary value e.g. property, investments or cash.

Assets Held for Sale

Those assets that are actively being marketed with the expectation that disposal will occur within a 12 month period.

Associate

An entity is an associate of a reporting authority if it has a participating interest and over whose operating and financial policies the reporting authority is able to exercise significant influence.

AVC

Additional Voluntary Contributions.

Benchmark

A measure against which investment performance is assessed. The benchmark may take the form of a "market index" where performance is measured by comparison with a particular market or where measurement is against an average established by reference to the performance of a peer group or league table.

BCF

Better Care Fund

Bid Price

In the context of stock trading on a stock exchange, the bid price is the highest price a buyer of a stock is willing to pay for a share of that given stock.

Bond

A type of investment where cash is exchanged for a certificate of debt issued by the government or company, promising regular payment on a specified date, or range of dates, usually involving a final lump sum capital payment at the time the bond is given up by the investor.

Budget

A statement of the Council's expected level of service and spending over a set period, usually one year.

Callable Deposit

Deposit with a bank or building society for an agreed term but where the bank has the option of repaying the full amount at set intervals. For example, a three year deposit with six monthly calls.

Capital Expenditure

Expenditure on the acquisition of a fixed asset or expenditure which adds to, or enhances, the life or value of an existing fixed asset.

Capital Financing

Funds used to pay for capital expenditure. These funds can come from both external and internal sources.

Capital Plan

The proposed budget for capital expenditure and funding for the Council.

Capital Receipts

Proceeds from the sale of Fixed Assets. These are used to finance new capital expenditure.

Carrying Amount

The amount at which an asset is recognised in the Balance Sheet.

Cash and Cash Equivalents

A Balance Sheet heading to identify both cash (or overdraft) and other highly liquid resources, these liquid resources are deemed to be short term investments that are held with maturity periods of three months or less and are for the purposes of cash management.

CCG

Clinical Commissioning Groups.

The Code

In relation to the financial statements The Code refers to the Code of Practice on Local Authority Accounting. The Code of Practice is based upon approved accounting standards and provides the accounting standards under which the Statement of Accounts are prepared.

CFR

Capital Financing Requirement.

CIPFA

The Chartered Institute of Public Finance and Accountancy is the lead accountancy body for the Public Sector on accounting practice and the preparation of local authority Accounts.

CIPFA FM Code

Chartered Institute of Public Finance and Accountancy Financial Management Code. This Code sets the standards of financial management for Local Authorities.

Consolidation

The process of adjusting and combining financial information from the individual financial statements of a reporting authority and its subsidiaries. The overall aim is to prepare consolidated financial statements that present financial information for the group as a single entity.

Contingencies

Sums set aside to meet either the potential costs of activities expected to occur during the year, over and above those costs included in the services budget (pay and price), or items which are difficult to predict in terms of financial impact or timing (uncertain items).

Corporate Governance

The authoritative rules and controls in place within an organisation required to promote openness, inclusivity, integrity and accountability.

Council Tax

The means of raising money locally to pay for local authority services. This is a property based tax where the amount levied depends on the valuation of each dwelling.

Credit Rating

A published ranking, based on detailed financial analysis by a credit bureau, of an organisation's financial history, specifically relating to an organisation's ability to meet its debt obligations.

Creditors

Amounts owed by the Council for goods or services that it has received but for which payment had not been made by the last day of the financial year (31st March).

Current Assets and Liabilities

Current assets are items that are owed to Council and can be readily converted into cash. Current liabilities are items that are due for payment immediately or in the short term.

Current Service Cost IAS 19

Employer pension contributions charged during the year have been removed from the Comprehensive Income and Expenditure Statement and replaced with an amount (i.e. current service cost) which reflects the increase in the scheme liabilities expected to arise from employee membership of the scheme in the year of account.

Debtors

Amounts owed to the Council at the last day of the financial year (31st March) where services have been delivered but payment has not been received.

Delegated Budgets

Budgets for which schools and other services have complete autonomy in spending decisions.

Depreciation

The measure of the wearing out, consumption, or other reduction in the useful economic life of a fixed asset, whether arising from use, age or obsolescence through technological or other changes.

DfE

Department for Education.

DLUHC

Department for Levelling Up, Housing and Communities (formerly MHCLG - Ministry of Housing, Communities and Local Government).

DSG

Dedicated Schools Grant. A ring-fenced grant which can only be applied to expenditure properly included in the Schools budget.

Earmarked Reserves

These reserves represent monies set aside that can only be used for a specific purpose.

EFA

Expenditure & Funding Analysis

Expected Return on Assets

The average rate of return expected on the actual assets held by the Local Government Pension Fund.

Fair Value

A rational and unbiased estimate of the potential market price of a good, service or asset.

Finance Leases

Under a finance lease agreement, most of the risks and rewards associated with ownership are transferred to the lessee. The accounting policy is to recognise these assets.

FRS

Financial Reporting Standard

FVOCI

Financial Assets Measured at Fair Value through Other Comprehensive Income

FVPL

Financial Assets Measured at Fair Value through Profit or Loss

GAAP

Generally Accepted Accounting Practice.

Government Grants

Revenue grants and contributions are credited to the appropriate service Revenue Account where they relate to a specific service; general grants including capital grants are credited to non-specific grant income within the Comprehensive Income and Expenditure Statement to the extent that the conditions of the grant have been met.

HWRC

Household Waste Recycling Centre

IAS

International Accounting Standard

ICT

Information and Communications Technology.

IFRIC

Interpretations originated from the International Financial Reporting Interpretations Committee.

IFRS

International Financial Reporting Standards. Guidelines and rules set by the International Accounting Standards Board (IASB) that companies and organisations can follow when compiling financial statements.

Impairment

The worsening of an asset, through damage, dilapidation etc., which affects the value of that asset.

Income

Amounts which the Council receives, or expects to receive, from any source. Income includes fees, charges, sales, capital receipts, government grants, the precept on Council Tax collection funds, Revenue Support Grant and National Non-Domestic Rate.

Income in Advance

Amounts received by the Council during the current financial year relating to services to be delivered in the following financial year.

Intangible Assets

Assets that do not have physical substance but are identified and are controlled by the Council through custody or legal rights.

Interest Cost

A financing charge reflecting the increases in the present value of Pension Fund scheme liabilities.

Investments

Short term investments comprise of deposits of funds with banks or similar institutions.

Investment Properties

Properties that are held for income or capital appreciation only, rather than used for any service delivery purposes.

ISAB

International Accounting Standards Board.

ISB

Individual School Budgets.

ISP

Internet Service Provider.

Joint Venture

An entity in which the reporting authority has an interest on a long term basis and is jointly controlled by the reporting authority and one or more entities under a contractual or other binding arrangement.

LAA

Local Area Agreement. A partnership with other public bodies involving the pooling of government grants to finance work towards jointly agreed objectives for local public services.

LAAP

Local Authority Accounting Panel. Bulletins issued by CIPFA to provide guidance on topical issues and accounting developments and when appropriate provide clarification on the detailed accounting requirements.

LASAAC

Local Authorities (Scotland) Accounts Advisory Committee.

LDDF

Learning Difficulties Development Fund.

LGPS

Local Government Pension Scheme.

LGR

Local Government Reorganisation.

LIBOR

The London Interbank Offered Rate. A daily reference rate based on the interest rates at which banks borrow unsecured funds from other banks in the London wholesale money.

LOBO

Lender Option Borrower Option. Financial instrument used to borrow from the money market such loans feature on initial fixed interest period followed by a specified series of calls where the lender has the option to request an interest rate increase. The borrower has the option of repaying the loan (at no penalty) or accepting the higher rate.

LPSA

Local Public Service Agreement.

LSP

Local Strategic Partnership. A non-statutory, multi-agency partnership, which matches a local authority boundary, and includes representatives from the public, private, community and voluntary sector.

LMS

Local Management of Schools.

Long Term Borrowing

Long term borrowing is loans that have been raised to finance capital expenditure.

Market Value

The monetary value of an asset as determined by current market conditions.

Mid-market price

The mid-point between the bid price and the offer price for a security based on quotations for transactions of normal market size by recognised market-makers or recognised trading exchanges.

Minimum Revenue Provision

The statutory minimum amount that must be charged to a Revenue Account in each financial year to repay external debt.

Minority Interest

The interest in a subsidiary entity that is attributable to the share held by, or on behalf of persons other than the reporting authority.

MTFS

Medium Term Financial Strategy

NAHT

National Association of Head Teachers.

NASUWT

National Association of Schoolmasters Union of Women Teachers.

National Non-Domestic Rate

The Government levies a standard rate on all properties used for commercial purposes. The rates are collected on behalf of the government by District Councils, and then redistributed nationally on the basis of resident population.

Net Book Value

The amount at which Fixed Assets are included in the Balance Sheet, i.e. their historical cost or current value less the cumulative amounts provided for depreciation.

Net Current Replacement Cost

The cost of replacing or recreating the particular asset in its existing condition and in its existing use, i.e. the cost of its replacement or of the nearest equivalent asset, adjusted to reflect the current condition of the existing asset.

Net Debt

This comprises cash in hand, cash overdrawn, short term investments and long term borrowing.

Net Realisable Value

The open market value of the asset in its existing use (or open market value in the case of non-operational assets) less the expenses to be incurred in realising the asset.

NEU

National Education Union (formerly NUT National Union of Teachers and ATL Association of Teachers and Lecturers).

NHS

National Health Service.

NJC

National Joint Council.

Non-Current Assets

Assets that yield benefits to the authority and the services it provides for a period of more than one year.

NYBEP

North Yorkshire Business and Education Partnership.

NYES

North Yorkshire Education Services.

NYnet Limited

A company providing broadband connectivity within North Yorkshire.

Past Service Cost

The increase in Pension Fund liabilities arising in the current period as a result of the introduction of, or improvement to, retirement benefits.

PFC

Pension Fund Committee.

PFI

Private Finance Initiative. A means of securing new assets and associated services in partnership with the private sector.

PIP

The Pending Issues Provision (PIP) was set up in 2008/09 as part of the budget and medium term financial strategy process to underpin a financial strategy that would ensure sufficient recurring funds are available in future years to meet the predicted year on year costs of the Waste Strategy.

The provision was funded by increasing the annual Council Tax charge in the three year period 2008/09 to 2010/11 by more than was strictly needed to pay for the annual cost of the Council's services in those year's.

In addition to providing the longer term funding required for the Waste Strategy, the funding paid into the PIP but not yet drawn down by the Waste Strategy is available for non- recurring items of urgent expenditure and investment in services.

Portfolio

A block of assets managed by a fund manager, to an agreed performance specification, on behalf of an investor.

PPP

Public Private Partnership. A long-term contract between a private party and a government entity for providing a public asset.

Precept

The amount of money the Council has to levy on Council Tax payers (via district collection funds) to pay for Council services.

Prepayments

Amounts paid by the Council in the current financial year that relate to goods and services not received until the following financial year.

Provisions

Provisions represent sums set aside for any liabilities of uncertain amount or timing that have been incurred.

PWLB

Public Works Loan Board. The Government agency set up to provide loans to Local Authorities to finance capital expenditure.

REFCUS (Revenue Expenditure funded from Capital under Statute)

Expenditure which may be properly capitalised, but which does not result in the creation of any fixed asset.

Reserves

There are two types of reserves, usable and unusable reserves. Usable reserves are those reserves that can be applied to fund expenditure or reduce local taxation. Unusable reserves are other reserves, such as the revaluation reserve, that arise from accounting requirements.

Revenue Expenditure

Revenue expenditure is spending on the day to day running costs of the Council. It includes expenditure on employees, premises, transport and supplies and services.

RICS

Royal Institution of Chartered Surveyors.

RSG

Revenue Support Grant. Central Government grant support towards local government expenditure.

SEN

Special educational needs.

SEND

Special educational needs and disability.

SDT

Standard Desktop.

Section 151 Officer

The Officer designated to assume overall responsibility for the administration of the financial affairs of the Council and for the preparation of the Council's Statement of Accounts.

Settlements and Curtailments

Settlements and liabilities settled at a cost materially different to the IAS 19 reserve during the year. Curtailments represent the cost arising from early payment of accrued pensions in respect of any redundancies during the year.

Simple Investment

The reporting authority's interest does not qualify the entity as a subsidiary, associate or a joint venture because the reporting authority has limited influence or its interest is not long term.

SIF

Special Investment Fund.

SIP

Statement of Investment Principles.

Subsidiary

An entity is a subsidiary of a reporting authority if the authority is able to exercise control over the operating and financial policies of the entity and is able to gain benefits / be exposed to risk of potential losses from this control.

Surplus Properties

Those properties that are not used in service delivery but neither do they meet the classification of investment properties or assets held for sale.

T&C

Technology and Change.

Term Deposit

A deposit held in a financial institution for a fixed term at a fixed rate.

TMP

Treasury Management Practices.

TMPS

Treasury Management Policy Statement.

VAT

Value Added Tax.

Veritau Limited

A company providing Internal Audit, Counter fraud and Information Governance Services.

VOICE

This is a union for Education Professionals.

Work in Progress

The value of rechargeable work which has not been recharged at the end of the financial year.

YDHTP

Yorkshire Dales and Harrogate Tourism Partnership.

Yorwaste Limited

A subsidiary waste disposal company.

YPO

Yorkshire Purchasing Organisation.

This page is intentionally left blank