

Young People's Overview and Scrutiny Committee

10 March 2023
Education update

1. School Organisation
2. Educational performance for NY schools
3. Financial position for LA schools

School organisation

Landscape of Education in North Yorkshire (Mar 2023)

- 360 schools
- 143 are Academy Schools (approx. 40%) in 32 Trusts
- 217 are LA maintained (approx. 60%)
 - 3 Nursery
 - 189 Primary
 - 15 Secondary
 - 6 Special Schools
 - 4 Pupil Referral Units

Landscape of Education in North Yorkshire (Feb 2023)

Comparative size of schools

Average number on roll in Secondary Academies - 940

Average number on roll in LA Maintained Secondary Schools - 723

Average number on roll in Primary Academies - 169

Average number on roll in LA Maintained Primary Schools - 124

Landscape of Education in North Yorkshire (Feb 2023)

190 LA maintained primary schools

Designation

- 89 Community Primary
- 21 Voluntary Aided Primary
- 79 Voluntary Controlled Primary
- 1 Foundation Primary



100 VA and VC primary schools

- 49 - CE Diocese of Leeds
- 41 - CE Diocese of York
- 2 - RC Diocese of Leeds
- 3 - Methodist
- 5 - Non-Denominational

Primary school sizes (Feb 2023)

190 LA maintained primary schools

Size of Pupil Roll (Oct 22 - Reception to Year 6)

28 or less	17 schools	9%
29 to 49	27 schools	14%
50 to 104	66 schools	35%
105 or more	80 schools	42%

58% of NY LA primary schools have < ½ form entry

No school <28 pupils has their own HT

5 of the schools with <49 pupils have their own HT

Secondary school sizes (Feb 2023)

15 Maintained Secondary schools

Size of Pupil Roll (Oct 22 – Inc Post 16)

450 or less	5 schools	33%
451 to 600	2 schools	13%
601 to 750	1 school	7%
751 or more	7 schools	47%

53% of NY LA secondary schools have < 750 pupils, compared to 22% nationally

Only one NY school in this group shares leadership

Secondary school pupil forecast – by area

	Secondary inc Y12 & Y13				Change No.	Change %
	Actual	Actual	Actual	Forecast		
	2017/18	2020/21	2022/23	2024/25		
Craven	4675	4816	5062	5307	632	13.5
Hambleton	4497	4245	4432	4568	71	1.6
Harrogate	11498	11523	11332	11154	-344	-3.0
Richmondshire	2726	2777	2802	2842	116	4.3
Ryedale	3095	3403	3425	3435	340	11.0
Scarborough	5093	5073	5088	5159	66	1.3
Selby	4795	5050	5214	5355	560	11.7
Total	36379	36887	37355	37820	1441	4.0

Primary school pupil forecast – by area

	Primary				Change No.	Change %
	Actual	Actual	Actual	Forecast		
	2017/18	2020/21	2022/23	2024/25		
Craven	3919	3964	3967	3970	51	1.30
Hambleton	6115	5979	5944	5948	-167	-2.73
Harrogate	11117	11022	10839	10765	-352	-3.17
Richmondshire	3582	3493	3407	3269	-313	-8.74
Ryedale	3552	3521	3410	3361	-191	-5.38
Scarborough	7507	7292	7193	7015	-492	-6.55
Selby	6893	7048	7245	7324	431	6.25
Total	42685	42319	42005	41652	-1033	-2.42

School closures

Two primary schools are currently subject to closure proposals:

- Hovingham CE VC Primary – March 2023 – Ryedale area
- Skelton Newby Hall CE Primary – Aug 2023 – Harrogate area

There is a current consultation on a proposal to amalgamate secondary provision in Whitby which (if approved) would result in the technical closure of Eskdale School in August 2024

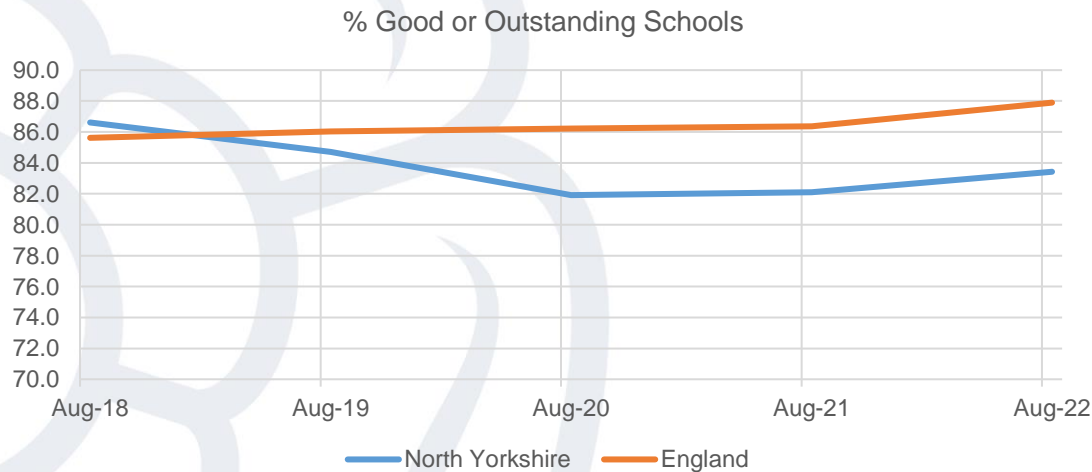
Educational performance of schools in North Yorkshire

- 1 2022 pupil outcomes
- 2 Ofsted inspections

Current position by school type/phase

Phase (Number)	North Yorkshire	England
Nursery (3)	100%	97%
Primary (299-2)	84%	90%
Secondary (43)	81%	80%
Special (11)	64%	90%
PRU (5)	100%	87%
All (361-2)	84%	88%

The 'all' figure was 81% at the time of the last report to YPOSC (Feb 22)



Inspection activity 2021-22 academic year

- There were 96 (59 LA and 37 other) inspection reports published following visits to North Yorkshire schools last academic year. Some schools were visited more than once.
- 27 schools had full section 5 inspections that were graded as Good or Outstanding: 15 (9 LA and 6 academies) of these were previously RI / inadequate schools.
- 45 schools (29 LA and 16 academies) had short section 8 ungraded visits that resulted in 'the school remains good/outstanding' outcomes.
- 7 schools (5 LA and 2 academies) were subject to monitoring visits that noted that the school is 'taking effective action to the removal of special measures/serious weaknesses'. These visits do not allow a grade change.
- 1 was a 'no formal designation visit to look at behaviour' and this was found to be effective.
- 9 schools were judged to be Requires Improvement (1 non-maintained special, and 8 LA primary schools)
- 7 were judged to be inadequate (4 academies and 3 LA schools)

Current position (Feb 2023)

All schools 84% (Eng 88% when rounded)

Region/Local authority	Number of open schools	Number of schools not yet inspected	Number of schools inspected	Outstanding	Good	Requires improvement	Inadequate	Outstanding %	Good %	Requires improvement %	Inadequate %
England	22,006	294	21,712	3,671	15,536	1,847	658	17	72	9	3
Yorkshire and the Humber	2,244	19	2,225	306	1,591	241	87	14	72	11	4
North Yorkshire	361	2	359	43	257	37	22	12	72	10	6

37 Inspections have taken place since 1/9/22 and have been published to 31/1/23

29 Good and Outstanding schools (16 LA and 11 ac)

4 improved from RI (incl 3 LA - Middleham, Spennithorne, Brompton and Sawdon and one academy (Scarb UTC))

18 remained good (11 LA and 7 academies)

5 became good from outstanding (2 LA and 3 academies)

2 remained outstanding (2 academies)

8 RI schools

3 LA schools (one was RI, 2 dropped from good)

5 academies (one was RI, 2 dropped from good and 2 improved from inadequate)

Published inspection overview Sept 2022 to date

	Now Outstanding 2	Now Good 27	Now RI 8	Now Inadequate
Previously Outstanding 7	Askwith Community Primary School Knayton Church of England Academy*	Escrick Church of England Primary School Leyburn Primary School Warthill Church of England Voluntary Controlled Primary School Ermysted's Grammar School Skipton Girls' High School		
Previously Good 22		Bentham Community Primary School Pannal Primary School Barkston Ash Catholic Primary School Bradleys Both Community Primary School Hackforth and Hornby Church of England Primary School St Cuthbert's Church of England Primary School, Pateley Bridge Norton Community Primary School Killinghall Church of England Primary School Catterick Garrison, Le Cateau Community Primary School South Milford Primary School Sherburn Hungate Primary School Kirk Fenton Church of England Primary School Grassington Church of England Voluntary Controlled Primary School Ingleby Greenhow Church of England Voluntary Controlled Primary School All Saints Church of England School Riverside School, Tadcaster Birstwith Church of England Primary School Tadcaster Grammar School	Kellington Primary School Barwic Parade Community Primary School, Selby Newby and Scalby Primary School Colburn Community Primary School	
Previously RI 6		Scarborough University Technical College Spennithorne Church of England Primary School Middleham Church of England Aided School Brompton and Sawdon Community Primary School	Rossett School Hustwaite Church of England Voluntary Controlled Primary School	
Previously Inadequate 2			George Pindar School Saxton Church of England Primary School	

Safeguarding within recent inspections

Of the inspections that have taken place and been published since September, 100% have been judged to have effective safeguarding, this a positive start to the year and is evidence of the schools' and the LA's heightened focus on safeguarding.

Number of inspections published 1/9/22-31/1/23	% judged to be effective for safeguarding	% judged to be ineffective for safeguarding
Figures based on 37 published reports	100% (37)	0% (0)

The HR team have continue to provide safeguarding single central record checks in LA schools – this is the second cycle for many schools. This has been funded by School Improvement.

Two safeguarding advisers have been appointed and support Category 3 and Category 4 schools.

Data context

Uneven impact of the pandemic on 2021/22 school and pupil performance data

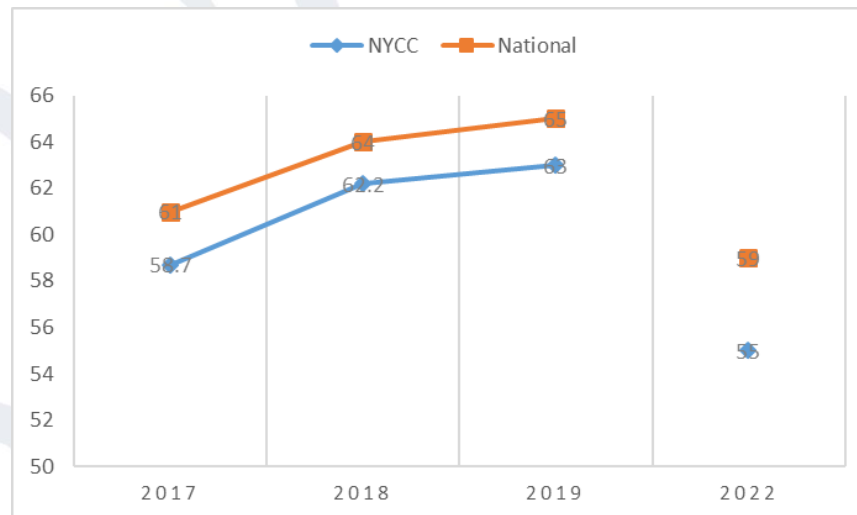
- Schools and pupils included in the 2021/22 school and college performance measures will have had an uneven disruption to their learning.
- We, therefore, recommend **not making direct comparisons with data from previous years**. Comparisons with local and national averages can be made cautiously to put results in to context.
- There are other factors that will also make direct comparisons difficult:
 - Several changes were made to exams and grading. These include advanced notice of exam topics and GCSE, AS and A level grading being based around a midpoint between 2021 and pre-pandemic outcomes.
 - Changes were also made to the way school and college performance measures were calculated.
- The following data should be used with caution. It reflects results in 2021/22 but cannot provide information about the factors which may have influenced these results.
- When forming a view of how well schools are doing it is important to consider a range of different information sources.

Performance headlines 2022

2022 primary headline measures (unvalidated)

All pupils

- GLD – 68.2% compared to 65.3% nationally
- KS1 Phonics – 76.4% compared to 75.7 % nationally
- KS1- 52.8% RWM compared to 54.1% nationally
- KS2 – 55.3% RWM compared to 59.2% nationally
- All four KS4 measures show that NY performance is above national

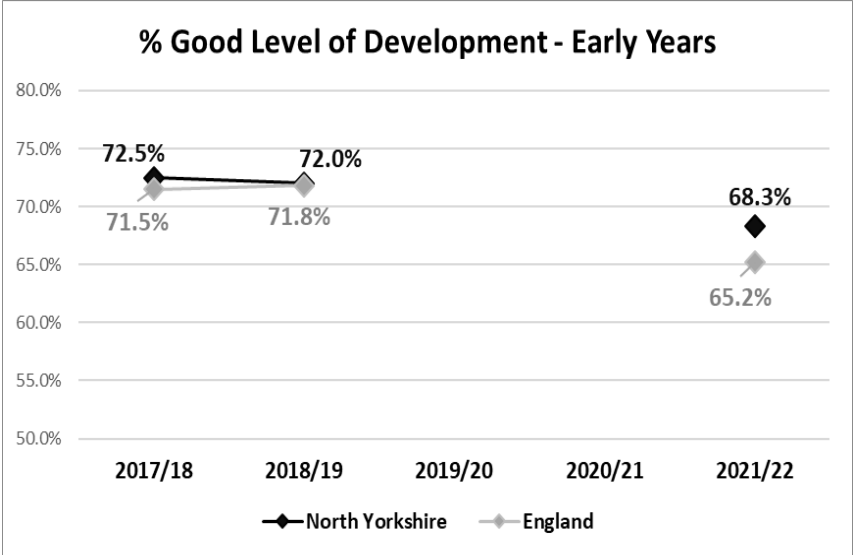


KS2 Attainment RWM

Early Years - GLD

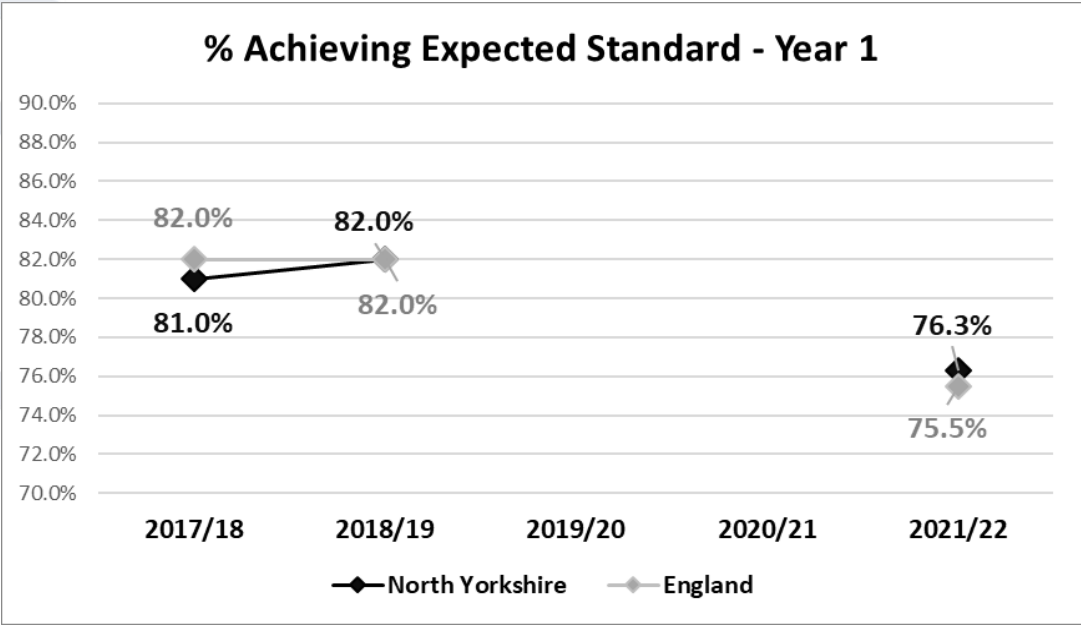
Themes identified before the pandemic appear to have continued in 2021/22, these include children in Early Years in North Yorkshire attaining higher than national GLD and the attainment of vulnerable groups being below that of their peers.

Performance across North Yorkshire at Early Years (Early Years Foundation Stage Profile) has continued to be above national benchmarks, with 68.3% of children achieving a Good Level of Development (%GLD) in 2021/22, compared to 65.2% nationally. The gap between NY and national has widened.



Phonics

Trends seen at Phonics Screening in Year 1 are similar to those seen in Early Years, with rates achieving expected standards dropping in North Yorkshire to 76.3% in 2021/22. However, attainment in phonics is now slightly above that of the national rate of 75.5% this year (+0.8pp).



Key Stage 1

At the end of Key Stage 1 in 2021/22 children achieving the expected standard in North Yorkshire were marginally above provisional national rates for individual subjects of Reading, Writing and Maths. In all three subjects, the performance of children in North Yorkshire has moved slightly above national average rates.

	2021/22		2018/19	
	North Yorkshire	England	North Yorkshire	England
Reading	67.1%	66.9%	74.0%	75.0%
Writing	57.9%	57.6%	68.0%	69.0%
Maths	68.1%	67.7%	74.0%	76.0%


Key Stage 2

Attainment of children in Key Stage 2 indicates that 55.3% of children achieving the expected stage in Reading and Writing and Maths combined (%RWM). There has also been a drop nationally to 58.7% in 2021/22. North Yorkshire attainment at this Key Stage is therefore below national rates, a trend which has continued since before the pandemic - though the gap has widened.

	2021/22	
	North Yorkshire	England
Reading	73.8%	74.5%
Writing	67.6%	69.4%
Maths	69.8%	71.3%
GPS	69.6%	72.4%

Areas of challenge

- KS2 combined RWM
- SEND support
- Disadvantaged
- Greater depth
- Smaller schools
- Richmondshire and Scarborough



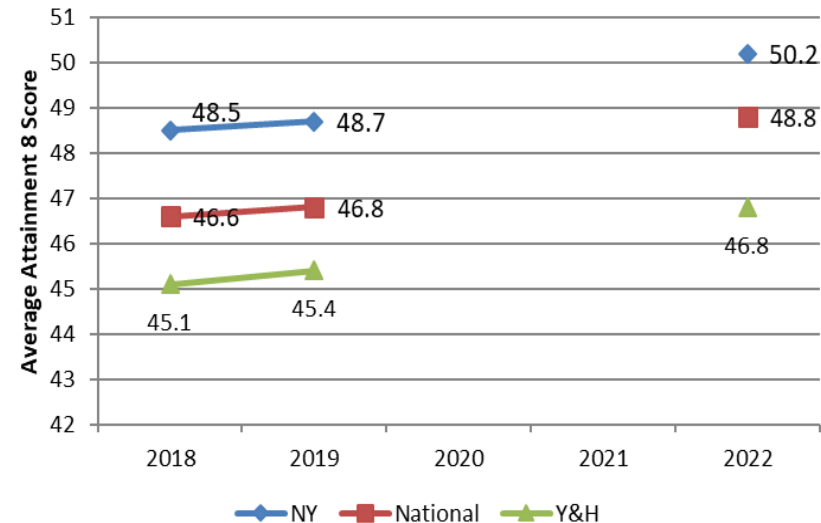
Key Stage 4 – Attainment 8

The average Attainment 8 Score for pupils in North Yorkshire in 2022 was 50.2, 1.4 points higher than the national average of 48.8 and 3.4 points higher than the regional average of 46.8. Whilst caution should be taken when comparing to previous years, it is worth noting that the average attainment score in North Yorkshire has increased from 48.7 in 2019.

Whilst attainment remains higher than the national average, the gap has reduced from 1.9 in 2018 and 2019, to 1.4 in 2022.

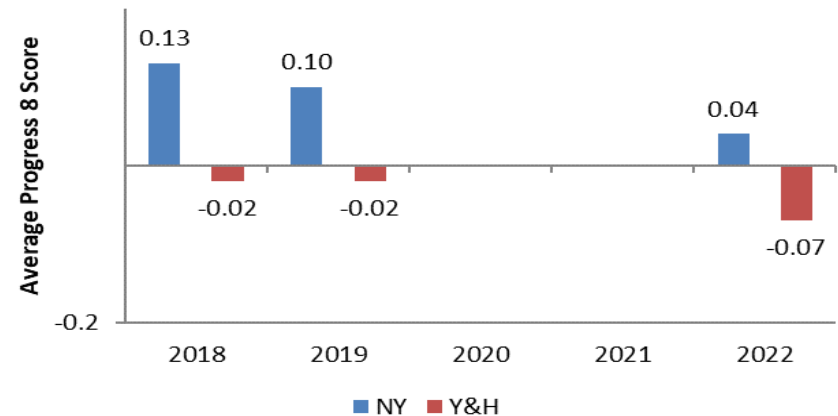
North Yorkshire has the 5th highest Attainment 8 score within our Statistical Neighbour group (of 11 Local Authorities), and the 43rd highest score nationally (of 151 Local Authorities).

Average Attainment 8 Score



Key Stage 4 - Progress 8

NY - Average Progress 8 Score



Progress 8 scores tracking the progress that a pupils makes compared to pupils with similar levels of prior attainment. Key Stage 4 pupils in North Yorkshire in 2022, on average, made better progress with an average Progress 8 score of 0.04. By comparison, the regional average sat at -0.07.

The gap between the national average and North Yorkshire has reduced from 0.13 in 2018 and 0.10 in 2019. It is also worth noting that whilst the regional average Progress 8 Score has dropped from -0.02 to -0.07, the gap between North Yorkshire and the region has shrunk, reducing from 0.15 in 2018 to 0.12 in 2019 and 0.11 in 2022.

North Yorkshire has the 3rd highest Progress 8 score in our Statistical Neighbour group, and the 50th highest score nationally.

Key Stage 4 – Eng & Maths Grade 5+

Aligning with the trend seen in the average Attainment 8 Score, the proportion of pupils achieving a ‘stronger pass’ of grade 5 to 9 in English and Maths has increased, up from 47.4% in 2019 to 53.6% in 2022, although caution should be taken when comparing to previous years.

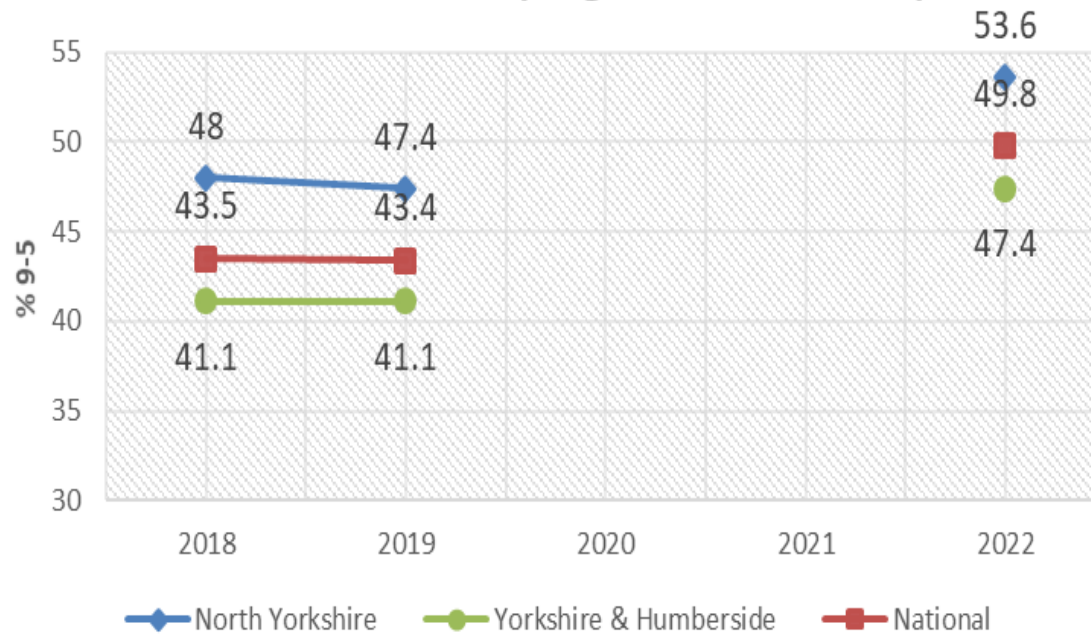
The proportion of children achieving grade 5 to 9 in English and Maths in North Yorkshire remains higher than the national rate (49.8%) and the regional rate (47.4%), although the gap between North Yorkshire and the national has reduced from 4.5 percentage points (pp) in 2018 to 4pp in 2019 and 3.8pp in 2022.

Similarly, North Yorkshire’s performance remains above the regional rate (47.4%), but the gap has reduced from 6.9pp in 2018 to 6.2pp.

North Yorkshire has the 4th highest rate of pupils achieving grade 5-9 in English and Maths in our Statistical Neighbour group, and the 41st highest rate nationally.

Key Stage 4 – Eng & Maths Grade 5+

GCSE Basics 9-5 (English and Maths)

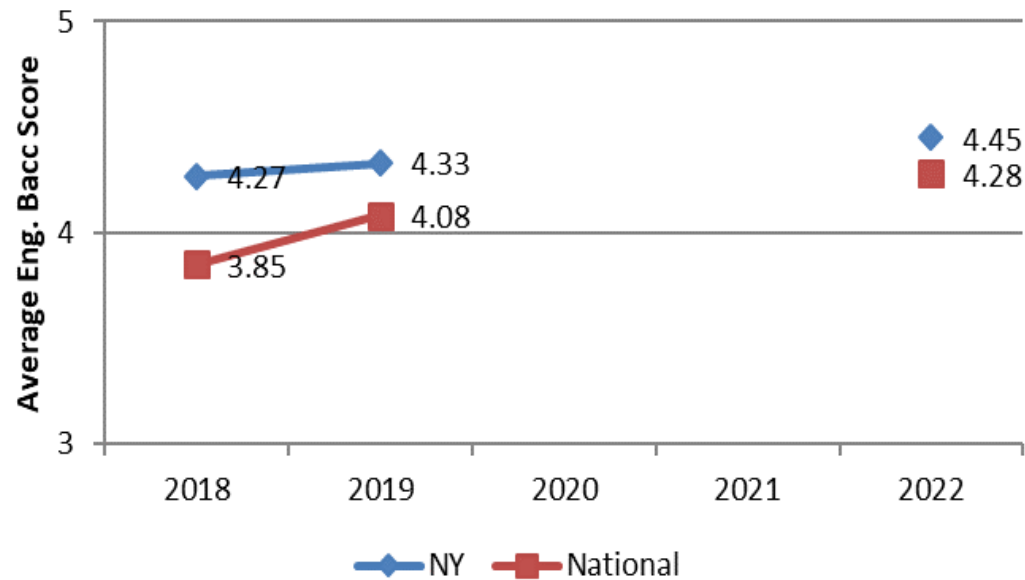


Key Stage 4 - EBacc

- Reflective of the emerging trend, the average English Baccalaureate Point Score per Pupil also see North Yorkshire (4.45) continues to outperform the national average (4.28), although the gap has reduced compared to previous year.
- The caveat surrounding comparing 2022 with previous years notwithstanding, since 2018 the gap between the North Yorkshire's average score and the national average has decreased. In 2018 the gap stood at 0.4 points, shrinking to 0.3 in 2019 and 0.2 in 2022. Over the same period, the gap between the North Yorkshire and the regional average remains stable at 0.4.
- In 2022, North Yorkshire had the 4th highest average English Baccalaureate Point score per Pupil in our Statistical Neighbour Group, and the 43rd highest nationally.

Key Stage 4 - EBacc

Average English Baccalaureate Point Score



Financial position for LA maintained schools

2021/2022 School Revenue Balances

	Primary & Nursery 183 schools	Secondary 15 schools	Special 7 schools	Pupil Referral Unit 4 schools	Total 209 schools
Total School Revenue Balances (Net) as at 31 March 2022	£17,600k	-£203k	-£462k	£821k	£17,756k
% of Revenue Budget	14%	-0.4%	-2.9%	34.5%	9.0%
No. Schools with an Accumulated Revenue Budget Surplus as at 31 March 2022	168	10	4	3	185
No. Schools with an Accumulated Revenue Budget Deficit as at 31 March 2022	15	5	3	1	24
<i>Comparison to total school revenue balance (net) as at 31 March 2021</i>	+£24k	+£715k	-£421k	+£7k	+£325k

2022/2023 School Start Budgets (April 2022)

	Primary & Nursery 180 schools	Secondary 15 schools	Special 7 schools	Pupil Referral Unit 4 schools	Total 206 Schools
Total Forecast School Revenue Balances (Net) as at 31 March 2023	£14,531k	-£998k	-£1,675k	£599k	£12,457k
No. Schools with an Accumulated Forecast Revenue Budget Surplus as at 31 March 2023	170	9	2	3	184
No. Schools with an Accumulated Forecast Budget Deficit as 31 March 2023	10	6	5	1	22
<i>Comparison to total school revenue balance as at 31st March 2022</i>	<i>-£3,069k</i>	<i>-£795k</i>	<i>-£1,213k</i>	<i>-£222k</i>	<i>-£5,299k</i>

2022/2023 School Revised Forecasts (Dec 2022)

	Primary & Nursery 171 schools	Secondary 15 schools	Special 7 schools	Pupil Referral Unit 4 schools	Total 206 Schools
Total Forecast School Revenue Balances (Net) as at 31 March 2023	£11,601k	-£2,015k	-£1,763k	£576k	£8,399k
No. Schools with an Accumulated Forecast Revenue Budget Surplus as at 31 March 2023	151	9	2	3	165
No. Schools with an Accumulated Forecast Budget Deficit as 31 March 2023	20	6	5	1	32
<i>Comparison to 2022/23 Start Budget forecast total school revenue balance as at 31st March 2023</i>	<i>-£2,930k</i>	<i>-£1,017k</i>	<i>-£88k</i>	<i>-£23k</i>	<i>-£4,058k</i>

2022/2023 School Revised Forecasts (Dec 2022)

Primary Schools	Primary Schools in Forecast Budget Deficit as at 31st March 2023	Secondary Schools	Secondary Schools in Forecast Budget Deficit as at 31st March 2023
	18 Schools		6 Schools
28 pupils or less	0 schools	350 pupils or less	1 school
29 – 50 pupils	3 schools	351 – 600 pupils	4 schools
51 – 100 pupils	4 schools	601+ pupils	1 school
100 – 200 pupils	6 schools		
201+ pupils	5 schools		

2022/2023 School Financial Pressures

- School budgets have experienced significant cost pressures in the 2022/23 financial year and this is likely to continue through to 2023/24. Cost pressures include:
 - Pay award cost pressures with the September 2022 teachers pay award of 5% with an increase of 8.9% in starting salaries. A National Employers offer of £1,925 on non-teaching (NJC) salary points from 1st April 2022 plus a 4.04% increase on allowances; this equates to a 10% increase for staff on lower salary bands.
 - Energy inflation cost pressures of in excess of 200% despite Government Energy Bill Relief Scheme
 - Overall inflationary pressures of in excess of 10%
 - Cost pressures associated with Covid recovery additional support and catch up
 - Cost pressures associated with supporting an increasing number of pupils with SEND
 - Below forecast inflation increases in school funding provided by Government for the 2022/23 and 2023/24 financial years.

Local Authority Support for Schools in Financial Difficulty

The Local Authority adopts a number of measures to support schools facing financial difficulty:

- the use of a financial risk rating framework to determine the level of support, challenge and intervention undertaken at individual school level, including the use of Notices of Financial Concern where deemed appropriate. Currently, six schools are subject to a Notice of Financial Concern.
- the undertaking of School Resource Management reviews in individual schools where this has been identified as an appropriate intervention through the risk rating process. The reviews are based on the DfE School Resource Management Adviser (SRMA) model and are undertaken by LA staff, many of whom have the SRMA accreditation;
- review of the Schools Financial Value Standard (SFVS) and Resource Management dashboard in financially challenged schools;
- continuing the promotion of school collaboration and the sharing of best practice in terms of effective resource management between schools;
- the provision of Headteacher and Governor finance briefings and training;
- continuing to lobby DfE for fairer funding for North Yorkshire schools, especially in relation to small, rural secondary schools.

