

Rural Crime Stats for May - October 2023 and the general picture across NYP including poaching.

Crime figures pertinent to Scarborough district itself for the last six months have been added at the end. Poaching figures are county wide but show a marked decrease which is positive, the Scarborough/Whitby area is affected by poaching but the numbers are low compared to other districts.

2023 has seen challenging financial circumstances for everyone come to the fore, the increase in energy prices and the cost of living has resulted across the force in an increase in rural crime. Where we have seen spikes in crime this has often been targeted crime by crime groups for example targeting quad bikes or vehicles.

In the months of January/February/March the Scarborough area had a spike in stolen motor vehicles (SMV), quad thefts and auto crime with thefts from vehicles and catalytic convertors stolen. Operation ALIBI took place over the early months of the year which was a cross border operation tackling vehicle and quad bike thieves, this led to several arrests and then we saw a reduction in these offences going into the summer. There were also an increased number of fuel thefts, mainly heating oil/red diesel and cooking oil due to the demand for heat in the early dark months of the year but these subsided over the summer months. Over the summer months and into the autumn we have seen a number of caravans been broken into and thefts from unattended motor vehicles.

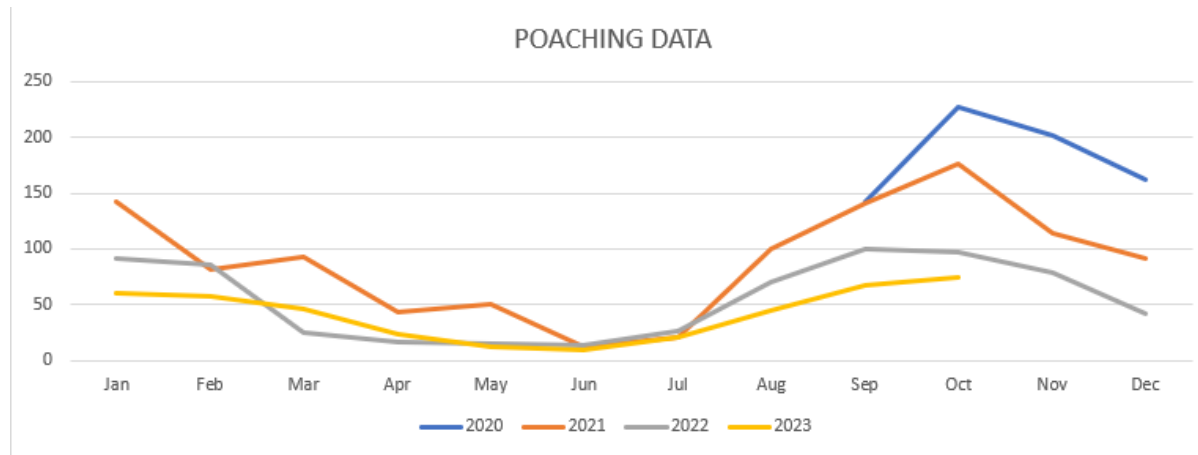
We have not recently been targeted for theft of heating oil or agricultural oil/diesel. Several pro-active operations over previous months, with increased media coverage, hopefully assisted in these results. However, we are fully aware this may change over the coming months with the long dark nights as temperatures dip and demand increases.

The farming sector this year has seen its rural subsidy payments split by the RPA with half being paid during late spring and the other half being paid in December as normal, this was aimed at assisting farmers with the additional costs due to fuel/energy rises but it may have a detrimental impact later in the year when they only receive half of what they would normally receive at the end of the year. Farming has seen a very challenging period with weather most certainly against farming with difficulty getting the harvest in and increased drying costs to also slowing down the traditional sowing period because the ground has been so wet, this has had a dramatic effect on mental wellbeing within the farming community.

Avian bird flu and the imposed restrictions having impacted heavily throughout the winter of 22/23 eased going into the spring and summer and thankfully the number of recorded cases has been low resulting in no current restrictions being placed on both farmers and the general public regarding housing of birds.

Rural communities have also faced the added cost in fuel and heating resulting in increased tension and despair in managing the cost of living and the ability to travel. As a result of this the rural task force are now recording all domestic abuse incidents and working closely with partner agencies to signpost vulnerable households in the hope of offering assistance.

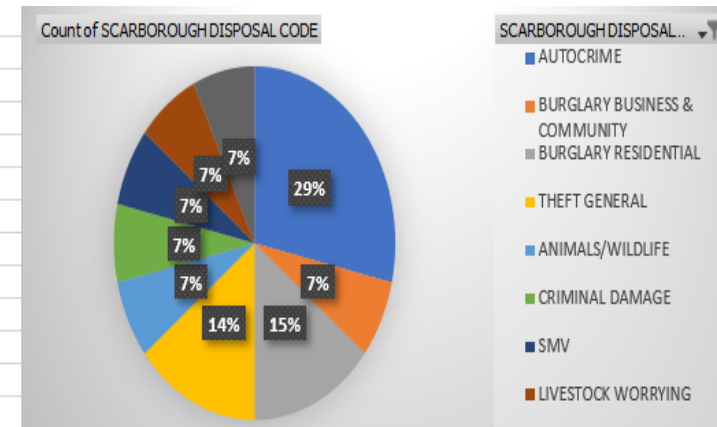
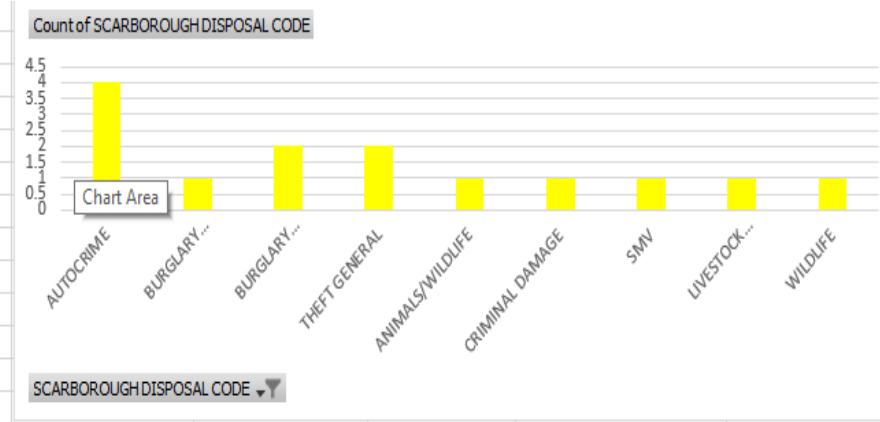
As reported previously our rural watches are now becoming fully active in their own right following the slowing down of their workload from harvest and autumn drilling. The value to the police in intelligence gathering and support for ongoing incidents from our rural watches is invaluable, but what we would like to see is an increase in numbers of our rural communities joining these groups and using "WhatsApp" to assist in them being able to communicate information more easily between themselves and the police. "WhatsApp" which has been used successfully by NYP is now being looked at nationally by the police chiefs council as a recognised tool by which the police can assist their rural communities. For more information about how members of the rural community can join a rural "WhatsApp" group please contact Mark Atkinson – rural Crime Coordinator RTF mark.atkinson@northyorkshire.police.uk



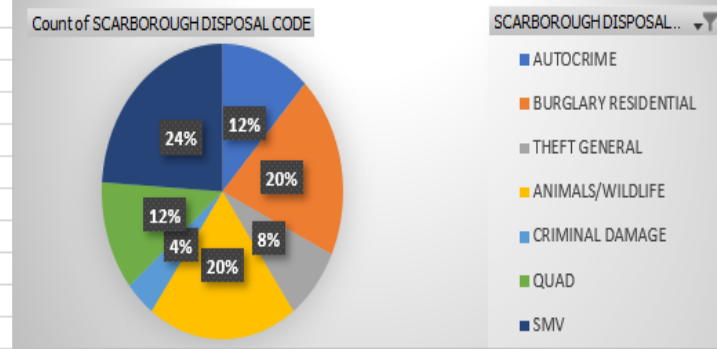
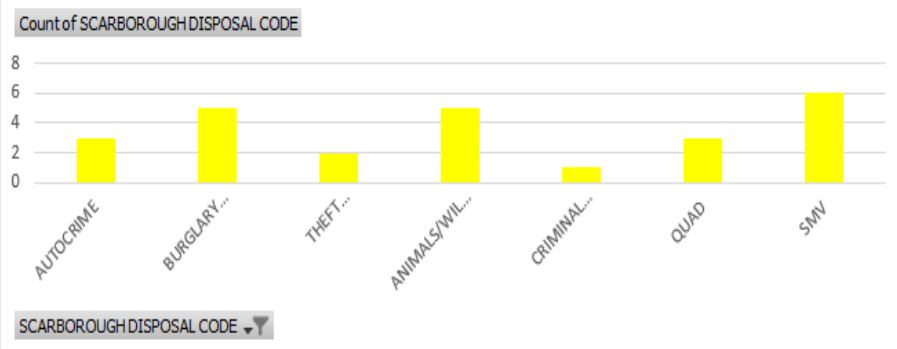
| | Jan | Feb | Mar | Apr | May | Jun | Jul | Aug | Sep | Oct | Nov | Dec | |
|------|-----|-----|-----|-----|-----|-----|-----|-----|-----|-----|-----|-----|-----|
| 2020 | | | | | | | | | | 142 | 227 | 202 | 162 |
| 2021 | 143 | 81 | 93 | 43 | 50 | 12 | 20 | 100 | 141 | 176 | 114 | 92 | |
| 2022 | 92 | 86 | 25 | 16 | 15 | 14 | 26 | 70 | 100 | 97 | 78 | 42 | |
| 2023 | 60 | 57 | 46 | 24 | 12 | 10 | 21 | 45 | 67 | 75 | | | |

| SEASON STATS JULY TO JUNE | TOTALS | % YR RISE/FALL | FALL FROM 20/21 |
|---------------------------|--------|----------------|-----------------|
| 2020/21 | 1155 | | |
| 2021/22 | 891 | -23% | |
| 2022/23 | 622 | -27% | -46% |
| 2023/24 | | | |

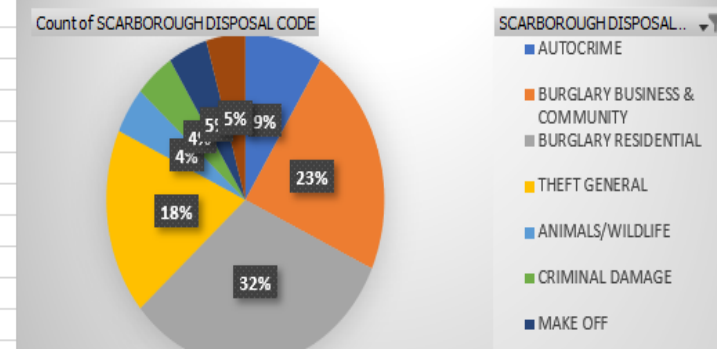
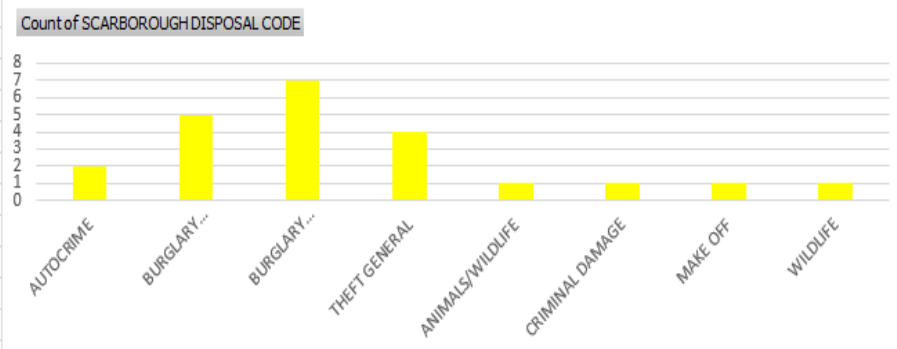
| SCARBOROUGH | |
|-------------------------------|------------------------------------|
| Row Labels | Count of SCARBOROUGH DISPOSAL CODE |
| AUTOCRIME | 4 |
| BURGLARY BUSINESS & COMMUNITY | 1 |
| BURGLARY RESIDENTIAL | 2 |
| THEFT GENERAL | 2 |
| ANIMALS/WILDLIFE | 1 |
| CRIMINAL DAMAGE | 1 |
| SMV | 1 |
| LIVESTOCK WORRYING | 1 |
| WILDLIFE | 1 |
| Grand Total | 14 |



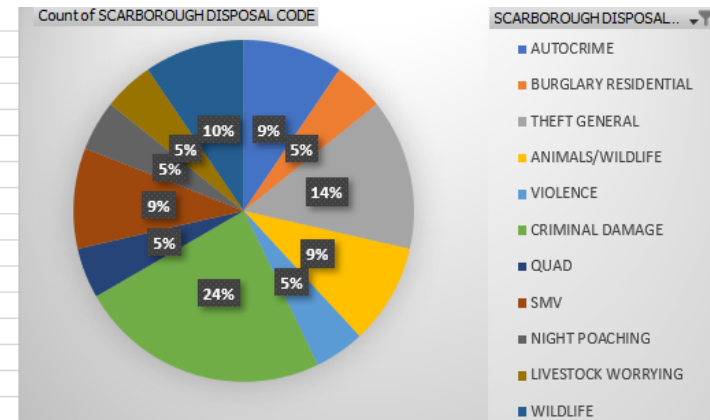
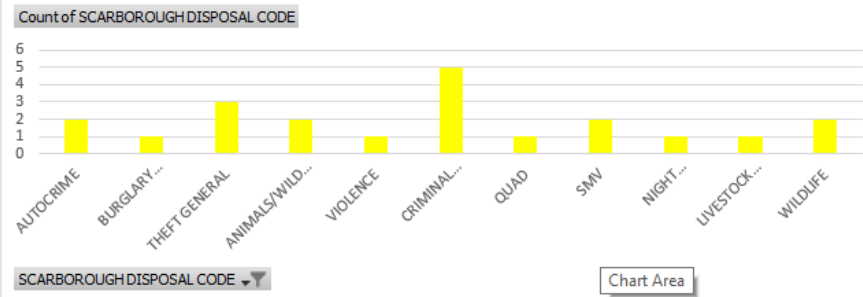
| SCARBOROUGH | |
|----------------------|------------------------------------|
| Row Labels | Count of SCARBOROUGH DISPOSAL CODE |
| AUTOCRIME | 3 |
| BURGLARY RESIDENTIAL | 5 |
| THEFT GENERAL | 2 |
| ANIMALS/WILDLIFE | 5 |
| CRIMINAL DAMAGE | 1 |
| QUAD | 3 |
| SMV | 6 |
| Grand Total | 25 |



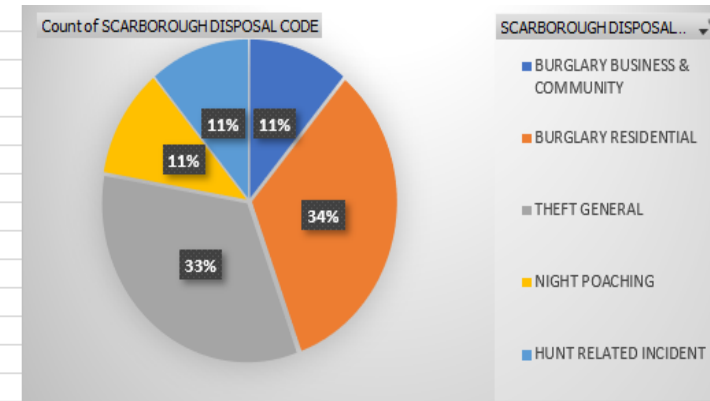
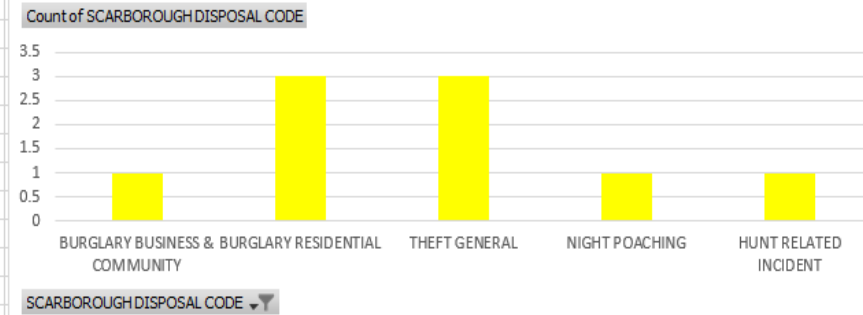
| SCARBOROUGH | |
|-------------------------------|------------------------------------|
| Row Labels | Count of SCARBOROUGH DISPOSAL CODE |
| AUTOCRIME | 2 |
| BURGLARY BUSINESS & COMMUNITY | 5 |
| BURGLARY RESIDENTIAL | 7 |
| THEFT GENERAL | 4 |
| ANIMALS/WILDLIFE | 1 |
| CRIMINAL DAMAGE | 1 |
| MAKE OFF | 1 |
| WILDLIFE | 1 |
| Grand Total | 22 |



| SCARBOROUGH | |
|----------------------|------------------------------------|
| Row Labels | Count of SCARBOROUGH DISPOSAL CODE |
| AUGUST | |
| AUTOCRIME | 2 |
| BURGLARY RESIDENTIAL | 1 |
| THEFT GENERAL | 3 |
| ANIMALS/WILDLIFE | 2 |
| VIOLENCE | 1 |
| CRIMINAL DAMAGE | 5 |
| QUAD | 1 |
| SMV | 2 |
| NIGHT POACHING | 1 |
| LIVESTOCK WORRYING | 1 |
| WILDLIFE | 2 |
| Grand Total | 21 |



| SCARBOROUGH | |
|-------------------------------|------------------------------------|
| Row Labels | Count of SCARBOROUGH DISPOSAL CODE |
| SEPTEMBER | |
| BURGLARY BUSINESS & COMMUNITY | 1 |
| BURGLARY RESIDENTIAL | 3 |
| THEFT GENERAL | 3 |
| NIGHT POACHING | 1 |
| HUNT RELATED INCIDENT | 1 |
| Grand Total | 9 |



| SCARBOROUGH | |
|-------------------------------|------------------------------------|
| Row Labels | Count of SCARBOROUGH DISPOSAL CODE |
| OCTOBER | |
| AUTOCRIME | 5 |
| BURGLARY BUSINESS & COMMUNITY | 4 |
| BURGLARY RESIDENTIAL | 7 |
| THEFT GENERAL | 6 |
| VIOLENCE | 2 |
| CRIMINAL DAMAGE | 6 |
| QUAD | 1 |
| SMV | 3 |
| MAKE OFF | 3 |
| NIGHT POACHING | 2 |
| LIVESTOCK WORRYING | 2 |
| HUNT RELATED INCIDENT | 1 |
| WILDLIFE | 1 |
| DOMESTIC ABUSE | 12 |
| LIVESTOCK THEFT | 1 |
| Grand Total | 56 |

