

THIS DOCUMENT IS NOT PROOF OF OWNERSHIP.
It shows who is responsible for registering and taxing the vehicle.



Driver & Vehicle
Licensing
Agency

UNITED KINGDOM
UK REGISTRATION
CERTIFICATE

European Community

свидетелство за регистрация
Permiso de circulación
Osvedčenie o registraci
Registrieringsattest
Zulassungsbescheinigung
Registreerimistunnistus

Άδεια κυκλοφορίας /
Προσωπικό Έγγραφο
Certificat d'immatriculation
Teastas Cloraithe
Carta di circolazione
Reģistrācijas apliecība

Registrācijas liudojimas
Forgalmi engedély
Certifikat ta' Registrazzjoni
Kontekenbewijs
Dowod Rejestracyjny
Certificado de matricula

Certificat de immatriculare
Osvedčenie o evidencii
Prometno dovoljenje
Rekisterointodistus
Registrieringsbeviset
Prometna dozvola

1. Registered keeper



You **must** make sure that the name and address printed here is correct. If it is not, see section 12.

Document reference number
7241 560 2600

Thinking of buying this vehicle?
Buyer beware...
Do you know how to avoid being tricked into buying a stolen vehicle?
For tips and advice go to www.gov.uk/checks-when-buying-a-used-car

2. The previous registered keeper

[Z.1]

[Z.2] ACQUIRED VEHICLE ON 26 06 2014

[Z] NO. OF FORMER KEEPERS 1

3. Special notes (these notes cannot be removed)

1. DECLARED NEW AT FIRST REGISTRATION.

V5C3-1116

981

Date of sale or transfer

Present mileage

01

* You are not required by law to provide mileage information

Name and address of motor trader

Business name:	
Address:	
Post town:	
Postcode:	VAT number:

Declaration Please read the notes over the page before signing.**Registered keeper:**

I declare that I sold or transferred this vehicle to the motor trader, insurer or dismantler named in this section on the date shown.

Signature: _____ Date: _____

Motor trader, insurer or dismantler:

I declare that this vehicle was sold or transferred to me on the date shown in this section.

Signature: _____ Date: _____

The Law: If the vehicle is sold or transferred both the registered keeper and the motor trader, insurer or dismantler must sign this section. The registered keeper must then return it to DVLA.

Document Ref. No.	7241 560 2600	29 08 17
Despatch Codes	1371341150 / 000544	23

10. New keeper's details – To be kept by the new keeper. Do not return to DVLA (see notes over the page)

Please fill along dotted line

V5C/2

Registration number	Validation character	W
Please write new keeper's name and address in black ink		
Write date of sale/transfer here		
Postcode		

Doc. Ref. No.	37241 560 2600
Make	VAUXHALL
Model	ZAFIRA DESIGN NAV CDTI
Colour	RED
Engine size	1686 CC
Suspension type	
Tax class	DIESEL CAR
No. of seats	7

For specific information for this vehicle go to www.gov.uk/get-vehicle-information-from-dvla

FOR OFFICIAL USE ONLY

8269 3327 2413 3681 5422 8866

Despatch Codes 1371341150 / 000544 23

V5C2-1116

This will not produce a Registration Certificate.

11. Notification of permanent export – Please fill in and return to DVLA (see notes over the page)

Please fill along dotted line

V5C/4

V5C4-1116

Registration number [redacted] 2 Validation character W 3

Date of export [] 4

Document Ref. No.	7241 560 2600	29 08 17
Despatch Codes	1371341150 / 000544	23

This section will not produce an export certificate. The V5C replaces the need for a separate export certificate.

Declaration Please read the notes over the page before signing.

I declare that the vehicle will be exported on the date shown.

Signature: _____

Date: _____

12. What you need to know about the V5C and your responsibilities

Selling or transferring your vehicle privately

Vehicle tax or Statutory Off Road Notification (SORN) can't be passed on when a vehicle changes hands.

What you, the registered keeper, must do.

- fill in section 6 (give the name and UK address of the new keeper)
- fill in section 10 (V5C/2) and give it to the new keeper
- notify DVLA of the sale/transfer online at www.gov.uk/sold-bought-vehicle or
- send the V5C to DVLA, Swansea, SA99 1BA

If you want to keep the registration number, you must do this before you sell/transfer it. You can do this online at www.gov.uk/keep-registration-number

What the new keeper/person buying the vehicle must do:

- keep section 10 (V5C/2) until they get their new V5C
- tax the vehicle immediately using section 10 (V5C/2).

What we will do:

- update our records with the new registered keeper details

- send you an acknowledgment letter within 4 weeks to confirm you are no longer liable for the vehicle, and issue an automatic refund of vehicle tax (if applicable) within 4-6 weeks. If you paid vehicle tax by Direct Debit, this will be cancelled.

If you do not get an acknowledgment letter or refund from us within the above time-scales you should contact us at www.gov.uk/contact-the-dvla as you could be liable for the vehicle and may get a penalty and/or be prosecuted.

Your name and/or address details.

- if the details in section 5 are wrong or you want to change your name or address, fill in section 6 and send the whole certificate to DVLA, Swansea, SA99 1BA. Do not tick the new keeper box. You should also make sure you tell us about these changes on your driving licence by sending it to DVLA, Swansea, SA99 1BN.

There is more information at www.gov.uk/vehicle-registration

Your information may be disclosed in a number of lawful circumstances. For information on the Data Protection Act – Release of information go to www.gov.uk/data-protection

i

4. Vehicle details

A Registration number XXXXXXXXXX 2 [A.1] Validation character W 3

B Date of first registration 26 06 2014
 [B.1] Date of first registration in the UK 26 06 2014

D.1 Make VAUXHALL
 D.2 Type A-H/MONOCAB

Variant BM11
 Version 2A05A92DEA7

D.3 Model ZAFIRA DESIGN NAV CDTI
 D.5 Body type MPV
 [X] Taxation class DIESEL CAR
 [D.6] Suspension Type
 [Y] Revenue weight

P.1 Cylinder capacity (cc) 1686 CC
 V.7 CO₂ (g/km) 134 G/KM
 P.3 Type of fuel HEAVY OIL

S.1 Number of seats, including driver 7
 S.2 Number of standing places (where appropriate)

[D.4] Wheelplan 2-AXLE-RIGID BODY

J Vehicle category M1
 K Type approval number e1*2007/46*0497*04

P.2 Max. net power (kW) 92

E VIN/Chassis/Frame No. W0L0AHM75E2090163

P.5 Engine number A17DTR - 2725453LPL

F.1 Max. permissible mass (exc. m/c) 2175
 G Mass in service 1600

O Power/Weight ratio (kW/kg) (only for motorcycles)

R Colour RED

O Technical permissible maximum towable mass of the trailer:

O.1 braked (kg) 1400
 O.2 unbraked (kg) 750

U Sound level:

U.1 stationary (dB(A)) 76
 U.2 engine speed (min⁻¹) 3000
 U.3 drive-by (dB(A)) 73

V Exhaust Emissions:


V.1 CO (g/km or g/kWh) 0.295
 V.2 HC (g/km or g/kWh) 0.129
 V.3 NOx (g/km or g/kWh) 0.165
 V.4 HC+NOx (g/km) 0.165
 V.5 particulates (g/km or g/kWh)

5. Registered keeper

If any details are wrong enter the correct details in section 6, sign section 6, and return to DVLA

C.4.c - This document is not proof of ownership.

C.1.2
 C.1.1
 C.1.3



I ACQUIRED VEHICLE ON 09 07 2017
 Please write in black ink and CAPITAL LETTERS.

6. New keeper or new name/new address details

Please see section 12

Mr 1	Mrs 2	Miss 3	Please tick <input checked="" type="checkbox"/> the appropriate box		W 4
Title (for example, Ms, Rev and so on) or business name:					
First names:					
Surname:					
For company use only DVLA/DVA Fleet number				7	
Date of birth (not required by law)				Postcode: 8 9	
House No:					
Address:					
Post town:					
New keeper? If so tick this box <input checked="" type="checkbox"/> K 12		Date of sale or transfer: 13			
Driving licence number of the new keeper (not required by law)					
Present mileage (not required by law)				15	
R 16		S 17			

7. Changes to current vehicle

Only enter corrected or altered details

H 19

Wheelplan / Body type						20
VIN / Chassis / Frame Number						21
New revenue weight		Date of change		Cylinder capacity (cc)		
22		23		24		
No. of seats inc. driver		No. of standing places		Type of fuel		
25		26		27		
Engine number						
28						
New colour				Date of change		
29				CLR 30		
Tax class*						
Y 31 32						

The tax class shown in section 4 can only be changed when taxing. Please apply at your nearest Post Office.

8 Declaration - You MUST sign, date and return this page to DVLA, Swansea, SA99 1BA when you notify any changes.

Registered keeper: I declare that the new details I have given are correct to the best of my knowledge.

New keeper: I declare that this vehicle was sold or transferred to me on the date shown in section 6 and my name and address are correctly shown.

Signature: _____ Date: _____

Signature: _____ Date: _____

Law: If the vehicle is sold or transferred, both the registered keeper and the new keeper must sign this Certificate.

Official use only - Please do not write below this line.

V5C-1116

Doc. Ref. N° 7241 560 2600 29 08 17
 Des. Codes 1371341150 / 000544 23



ISC W 34

Craven

Midgley Motor Cars
Airedale Business park
Keithley Road
Skipton
BD23 2TZ
01756

797652



Hackney Carriage and Private Hire Inspection
Local Government (Miscellaneous Provisions) Act 1976
IMPORTANT: Read Standards of Inspection Overleaf

Chassis No: W010AHM7SE 202016	Inspection Form Reference:		Vehicle type: <input checked="" type="checkbox"/> Hackney carriage <input type="checkbox"/> Private Hire
Vehicle Registration: [REDACTED]	Make and Model: VAUXHALL ZAFIRA	Year of Manufacture: 26.6.2014	
Plate number: D12E	Mileage: 149780	Colour: RED	
Driver Name: [REDACTED]	Badge Number: DD042		

All hackney carriage and private hire vehicles must be maintained to no less than the standards set out in the VOSA publication 'MOT Inspection Manual – Private Passenger and Light Commercial Vehicle Testing', ISBN 978-0-9549352-5-2. Failure to meet such standards would result in the inspection being failed. In addition, the inspection should be failed if any of the reasons overleaf apply.

Item Tested	Pass (✓)	Fail (x)	Reasons for Failure (see overleaf for guidance)		
MOT	✓				
MOT requirements	✓				
Lighting Equipment					
Front and rear lamps	✓				
Headlamps	✓				
Stop lamps	✓				
Rear reflectors	✓				
Direction indicators	✓				
Steering and suspension					
Steering control	✓				
Steering mechanism/system	✓				
Power steering	✓				
Transmission	✓				
Wheel bearings	✓				
Front suspension	✓				
Rear suspension	✓				
Shock absorbers	✓				
Brakes					
Controls/ABS warning system	✓				
Condition of service brake system	✓				
Condition of parking brake system	✓				
Service brake performance	✓				
Parking brake performance	✓				
Tyres and wheels					
Tyre type	✓				
Tyre condition (including spare)	✓		N/S/F 7	N/S/R 7	SPARE
Tread Depth	✓		O/S/F 7	O/S/R 7	
Road wheels	✓				
Seat belts					
Mountings	✓				
Condition	✓				
General					
Driver's view of the road and mirrors	✓				
Horn	✓				
Exhaust system	✓				
Fuel system	✓				
Exhaust emissions	✓				
Body interior	✓				
Luggage space	✓				
First aid kit	✓				
Meter – test and seal	✓				
Licence front and rear plates & doors	✓				
Roof sign & For Hire sign (HC only)	✓				
Body exterior	✓				

Doors	/		
Seats	/		
Electrical wiring and equipment	/		
Speedo	/		
Oil and water leaks	/		
Signage			
No Smoking signs on display?	/		
Advertising on or in vehicle?	Yes	No	

Wheelchair accessible vehicles	
Does the vehicle appear to be adapted to be wheelchair accessible?	Yes <input type="radio"/> No <input checked="" type="radio"/>
If yes to the above, does the vehicle have a mechanical lift?	Yes <input type="radio"/> No <input checked="" type="radio"/>

Item Tested	Standards of Inspection - Possible reasons for failure
Lighting Equipment	
Front and rear lamps	Lights inoperable or of insufficient intensity. Incorrect bulbs fitted. Lamps not properly aligned. Lamp flickers when tapped lightly by hand.
Headlamps	
Stop lamps	
Rear reflectors	
Direction indicators	
Steering and suspension	
Steering control	Inoperable, worn or faulty steering or suspension. Jagged edges on steering wheel rim.
Steering mechanism/system	
Power steering	
Transmission	
Wheel bearings	
Front suspension	
Rear suspension	
Shock absorbers	
Brakes	
Controls/ABS warning system	Any of the systems do not operate effectively and/or safely.
Condition of service brake system	
Condition of parking brake system	
Service brake performance	
Parking brake performance	
Tyres and wheels	
Tyre type	Damaged, worn, substandard or otherwise illegal tyres. Spare wheel, jack and wheelbrace (or manufacturers' alternative) not provided and secured.
Tyre condition (including spare)	
Road wheels	
Seat belts	
Mountings	Damaged, worn or incorrectly operating seatbelts. Insufficient seatbelts.
Condition	
General	
Driver's view of the road and mirrors	Loose, damaged, missing or defective mirrors.
Horn	Defective horn.
Exhaust system	Missing, insecure or inadequate heat shield.
Fuel system	Leaks, excessive wear, damaged or insecure pipes, missing filler cap.
Exhaust emissions	Excessive smoke emission.
Body interior	Excessive corrosion/damage, staining, sharp edges.
Luggage space	No separation from passenger seating area.
First aid kit	First aid kit is missing or in a poor/contaminated condition.
Meter - test and seal	Meter not linked to roof sign. Meter not sealed.
Licence plates/door stickers	Damaged/illegible/insecure. Details do not match.
Roof sign and For Hire sign	Insecure, insufficient illumination, wiring defects.
Body exterior	Excessive corrosion/damage, poor repair/paint match, sharp edges.
Doors	Defective locks, windows, door lights, damaged/missing door seals.
Seats	Insecure seats or excessive dirt, stains, holes or tears.
Electrical wiring and equipment	Evidence of overheating. Heavily contaminated with oil.
Speedo	Speedometer inoperative or defective.
Oil and water leaks	Evidence of oil or water leaks including sun roof/windows.

I hereby declare that the above vehicle: <input checked="" type="checkbox"/> meets the above standards <input type="checkbox"/> does not meet the above standards	*If the test is failed, please notify the relevant licensing office within 24 hours (identified by letter at end of licence number i.e. 100E) A licensing_cra@northworks.gov.uk B licensingteam_ham@northworks.gov.uk C taxi_har@northworks.gov.uk	Garage name and address: LOWFIELD GARAGE MALTON YO17 6BT
	Vehicle testing station	

Retest date (if applicable):	D licensing.rie@northvorks.gov.uk	number (VTS):
Examiner's name:	E taxilicensing.rve@northvorks.gov.uk	38016
Signature:	F licensing.services.sca@northvorks.gov.uk	Authorised examiner number:
Date of Test: 18/2/25	G licensing.sel@northvorks.gov.uk	A508150

Chassis No: W06AHT175E20 20163		Inspection Form Reference:		Vehicle type:	
Vehicle Registration: [REDACTED]		Make and Model: VAJYHAM ZAFRA	Year of Manufacture: 2014	<input checked="" type="checkbox"/> Hackney carriage	
Plate number: D1ZE		Mileage: 143257	Colour: RED	<input checked="" type="checkbox"/> Private Hire	
Driver Name:			Badge Number:		

All hackney carriage and private hire vehicles must be maintained to no less than the standards set out in the VOSA publication 'MOT Inspection Manual – Private Passenger and Light Commercial Vehicle Testing', ISBN 978-0-9549352-5-2. Failure to meet such standards would result in the inspection being failed.
 In addition, the inspection should be failed if any of the reasons overleaf apply.

Item Tested	Pass (✓)	Fail (x)	Reasons for Failure (see overleaf for guidance)		
MOT					
MOT requirements	/				
Lighting Equipment					
Front and rear lamps	/				
Headlamps	/				
Stop lamps	/				
Rear reflectors	/				
Direction indicators	/				
Steering and suspension					
Steering control	/				
Steering mechanism/system	/				
Power steering	/				
Transmission	/				
Wheel bearings	/				
Front suspension	/				
Rear suspension	/				
Shock absorbers	/				
Brakes					
Controls/ABS warning system	/				
Condition of service brake system	/				
Condition of parking brake system	/				
Service brake performance	/				
Parking brake performance	/				
Tyres and wheels					
Tyre type	/				
Tyre condition (including spare)	/		N/S/F 8	N/S/R 8	SPARE
Tread Depth	/		O/S/F 8	O/S/R 6	
Road wheels	/				
Seats & Seat belts					
How many seats does the vehicle have?	7				
Seat belt Mountings	/				
Seat belt Condition	/				
General					
Driver's view of the road and mirrors	/				
Horn	/				
Exhaust system	/				
Fuel system	/				
Exhaust emissions	/				
Body interior	/				
Luggage space	/				
First aid kit	/				
Meter – test and seal	/				
Licence front and rear plates & doors	/				
Roof sign & For Hire sign (HC only)	/				
Body exterior	/				
Doors	/				
Seats	/				
Electrical wiring and equipment	/				
Speedo	/				
Oil and water leaks	/				
Signage					
No Smoking signs on display?	/				
Advertising on or in vehicle?	Yes	No			

Does the vehicle appear to be adapted to be wheelchair accessible?	Yes	<u>No</u>
If yes to the above, does the vehicle have a mechanical lift?	Yes	<u>No</u>

Item Tested	Standards of Inspection - Possible reasons for failure	
-------------	--	--

Lighting Equipment		
Front and rear lamps	Lights inoperable or of insufficient intensity. Incorrect bulbs fitted. Lamps not properly aligned. Lamp flickers when tapped lightly by hand.	
Headlamps		
Stop lamps		
Rear reflectors		
Direction indicators		


Steering and suspension		
Steering control	Inoperable, worn or faulty steering or suspension. Jagged edges on steering wheel rim.	
Steering mechanism/system		
Power steering		
Transmission		
Wheel bearings		
Front suspension		
Rear suspension		
Shock absorbers		

Brakes		
Controls/ABS warning system	Any of the systems do not operate effectively and/or safely.	
Condition of service brake system		
Condition of parking brake system		
Service brake performance		
Parking brake performance		

Tyres and wheels		
Tyre type	Damaged, worn, substandard or otherwise illegal tyres. Spare wheel, jack and wheelbrace (or manufacturers' alternative) not provided and secured.	
Tyre condition (including spare)		
Road wheels		

Seat belts		
Mountings	Damaged, worn or incorrectly operating seatbelts. Insufficient seatbelts.	
Condition		

General		
Driver's view of the road and mirrors	Loose, damaged, missing or defective mirrors.	
Horn	Defective horn.	
Exhaust system	Missing, insecure or inadequate heat shield.	
Fuel system	Leaks, excessive wear, damaged or insecure pipes, missing filler cap.	
Exhaust emissions	Excessive smoke emission.	
Body interior	Excessive corrosion/damage, staining, sharp edges.	
Luggage space	No separation from passenger seating area.	
First aid kit	First aid kit is missing or in a poor/contaminated condition.	
Meter – test and seal	Meter not linked to roof sign. Meter not sealed.	
Licence plates/door stickers	Damaged/illegible/insecure. Details do not match.	
Roof sign and For Hire sign	Insecure, insufficient illumination, wiring defects.	
Body exterior	Excessive corrosion/damage, poor repair/paint match, sharp edges.	
Doors	Defective locks, windows, door lights, damaged/missing door seals.	
Seats	Insecure seats or excessive dirt, stains, holes or tears.	
Electrical wiring and equipment	Evidence of overheating. Heavily contaminated with oil.	
Speedo	Speedometer inoperative or defective.	
Oil and water leaks	Evidence of oil or water leaks including sun roof/windows.	

<p>I hereby declare that the above vehicle:</p> <p><input checked="" type="checkbox"/> meets the above standards</p> <p><input type="checkbox"/> does not meet the above standards</p> <p>Retest date (if applicable):</p> <p>Examiner's Signature: </p> <p>Date of Test: 17/9/24</p>	<p>*If the test is failed, please notify the relevant licensing office within 24 hours (identified by letter at end of licence number i.e. 100E)</p> <p>A licensing.cra@northyorks.gov.uk</p> <p>B licensingteam.ham@northyorks.gov.uk</p> <p>C taxi.har@northyorks.gov.uk</p> <p>D licensing.ric@northyorks.gov.uk</p> <p>E taxilicensing.rye@northyorks.gov.uk</p> <p>F licensing.services.sca@northyorks.gov.uk</p> <p>G licensing.sel@northyorks.gov.uk</p>	<p>Garage name and address: LOWFIELD GARAGE WATFORD 1017 6BT</p> <p>Vehicle testing station number (VTS): 38016</p> <p>Authorised examiner number: A508150</p>
--	--	--

Chassis No: W100AHM75E204963		Inspection Form Reference:		Vehicle type:	
Vehicle Registration: [REDACTED]		Make and Model: VAUXHALL ZAFIRA	Year of Manufacture: 2014	<input type="checkbox"/> Hackney carriage	
Plate number: D1LE		Mileage: 134432	Colour: RED	<input checked="" type="checkbox"/> Private Hire	
Driver Name:			Badge Number:		

All hackney carriage and private hire vehicles must be maintained to no less than the standards set out in the VOSA publication 'MOT Inspection Manual – Private Passenger and Light Commercial Vehicle Testing', ISBN 978-0-9549352-5-2. Failure to meet such standards would result in the inspection being failed.

In addition, the inspection should be failed if any of the reasons overleaf apply.

Item Tested	Pass (✓)	Fail (x)	Reasons for Failure (see overleaf for guidance)		
MOT					
MOT requirements	/				
Lighting Equipment					
Front and rear lamps	/				
Headlamps	/				
Stop lamps	/				
Rear reflectors	/				
Direction indicators	/				
Steering and suspension					
Steering control	/				
Steering mechanism/system	/				
Power steering	/				
Transmission	/				
Wheel bearings	/				
Front suspension	/				
Rear suspension	/				
Shock absorbers	/				
Brakes					
Controls/ABS warning system	/				
Condition of service brake system	/				
Condition of parking brake system	/				
Service brake performance	/				
Parking brake performance	/				
Tyres and wheels					
Tyre type	/				
Tyre condition (including spare)	/		N/S/F 6	N/S/R 7	SPARE
Tread Depth	/		O/S/F 6	O/S/R 7	
Road wheels	/				
Seats & Seat belts					
How many seats does the vehicle have?	/				
Seat belt Mountings	/				
Seat belt Condition	/				
General					
Driver's view of the road and mirrors	/				
Horn	/				
Exhaust system	/				
Fuel system	/				
Exhaust emissions	/				
Body interior	/				
Luggage space	/				
First aid kit	/				
Meter – test and seal	/				
Licence front and rear plates & doors	/				
Roof sign & For Hire sign (HC only)	/				
Body exterior	/				
Doors	/				
Seats	/				
Electrical wiring and equipment	/				
Speedo	/				
Oil and water leaks	/				
Signage					
No Smoking signs on display?	/				
Advertising on or in vehicle?	Yes	No			

Does the vehicle appear to be adapted to be wheelchair accessible?	Yes	<input type="radio"/> No
If yes to the above, does the vehicle have a mechanical lift?	Yes	<input type="radio"/> No

Standards of Inspection - Possible reasons for failure

Lighting Equipment	
Front and rear lamps	Lights inoperable or of insufficient intensity. Incorrect bulbs fitted. Lamps not properly aligned. Lamp flickers when tapped lightly by hand.
Headlamps	
Stop lamps	
Rear reflectors	
Direction indicators	
Steering and suspension	
Steering control	Inoperable, worn or faulty steering or suspension. Jagged edges on steering wheel rim.
Steering mechanism/system	
Power steering	
Transmission	
Wheel bearings	
Front suspension	
Rear suspension	
Shock absorbers	
Brakes	
Controls/ABS warning system	Any of the systems do not operate effectively and/or safely.
Condition of service brake system	
Condition of parking brake system	
Service brake performance	
Parking brake performance	
Tyres and wheels	
Tyre type	Damaged, worn, substandard or otherwise illegal tyres. Spare wheel, jack and wheelbrace (or manufacturers' alternative) not provided and secured.
Tyre condition (including spare)	
Road wheels	
Seat belts	
Mountings	Damaged, worn or incorrectly operating seatbelts. Insufficient seatbelts.
Condition	
General	
Driver's view of the road and mirrors	Loose, damaged, missing or defective mirrors.
Horn	Defective horn.
Exhaust system	Missing, insecure or inadequate heat shield.
Fuel system	Leaks, excessive wear, damaged or insecure pipes, missing filler cap.
Exhaust emissions	Excessive smoke emission.
Body interior	Excessive corrosion/damage, staining, sharp edges.
Luggage space	No separation from passenger seating area.
First aid kit	First aid kit is missing or in a poor/contaminated condition.
Meter - test and seal	Meter not linked to roof sign. Meter not sealed.
Licence plates/door stickers	Damaged/illegible/insecure. Details do not match.
Roof sign and For Hire sign	Insecure, insufficient illumination, wiring defects.
Body exterior	Excessive corrosion/damage, poor repair/paint match, sharp edges.
Doors	Defective locks, windows, door lights, damaged/missing door seals.
Seats	Insecure seats or excessive dirt, stains, holes or tears.
Electrical wiring and equipment	Evidence of overheating. Heavily contaminated with oil.
Speedo	Speedometer inoperative or defective.
Oil and water leaks	Evidence of oil or water leaks including sun roof/windows.

I hereby declare that the above vehicle: <input checked="" type="checkbox"/> meets the above standards <input type="checkbox"/> does not meet the above standards Retest date (if applicable): Examiner's name: Signature:	*If the test is failed, please notify the relevant licensing office within 24 hours (identified by letter at end of licence number i.e. 100E) A licensing.cra@northyorks.gov.uk B licensingteam.ham@northyorks.gov.uk C taxi.har@northyorks.gov.uk D licensing.ric@northyorks.gov.uk E taxi.licensing.rye@northyorks.gov.uk F licensing.services.sca@northyorks.gov.uk G licensing.sel@northyorks.gov.uk	Garage name and address: LOWFIELD GARAGE MALTON YO17 6ST
		Date of Test: 15/3/24

Chassis No: W0LO4H475E2090163		Inspection Form Reference:		Vehicle type: INTERIM	
Vehicle Registration: [REDACTED]		Make and Model: VAUXHALL ZAFIRA	Year of Manufacture: 2014		<input type="checkbox"/> Hackney carriage
Plate number: O1LE		Mileage: 125021	Colour: RED		<input type="checkbox"/> Private Hire
Driver Name: [REDACTED]			Badge Number:		

All hackney carriage and private hire vehicles must be maintained to no less than the standards set out in the VOSA publication 'MOT Inspection Manual – Private Passenger and Light Commercial Vehicle Testing', ISBN 978-0-9549352-5-2. Failure to meet such standards would result in the inspection being failed.

In addition, the inspection should be failed if any of the reasons overleaf apply.

Item Tested	Pass (✓)	Fail (x)	Reasons for Failure (see overleaf for guidance)		
MOT					
MOT requirements	/				
Lighting Equipment					
Front and rear lamps	/				
Headlamps	/				
Stop lamps	/				
Rear reflectors	/				
Direction indicators	/				
Steering and suspension					
Steering control	/				
Steering mechanism/system	/				
Power steering	/				
Transmission	/				
Wheel bearings	/				
Front suspension	/				
Rear suspension	/				
Shock absorbers	/				
Brakes					
Controls/ABS warning system	/				
Condition of service brake system	/				
Condition of parking brake system	/				
Service brake performance	/				
Parking brake performance	/				
Tyres and wheels					
Tyre type	/				
Tyre condition (including spare)	/		N/S/F 7	N/S/R 3	SPARE
Tread Depth	/		O/S/F 7	O/S/R 4	
Road wheels	/				
Seats & Seat belts					
How many seats does the vehicle have?	/				
Seat belt Mountings	/				
Seat belt Condition	/				
General					
Driver's view of the road and mirrors	/				
Horn	/				
Exhaust system	/				
Fuel system	/				
Exhaust emissions	/				
Body interior	/				
Luggage space	/				
First aid kit	/				
Meter – test and seal	/				
Licence front and rear plates & doors	/				
Roof sign & For Hire sign (HC only)	/				
Body exterior	/				
Doors	/				
Seats	/				
Electrical wiring and equipment	/				
Speedo	/				
Oil and water leaks	/				
Signage					
No Smoking signs on display?	/				
Advertising on or in vehicle?	Yes	No			

Does the vehicle appear to be adapted to be wheelchair accessible?	Yes	<u>No</u>
If yes to the above, does the vehicle have a mechanical lift?	Yes	<u>No</u>

Item Tested	Standards of Inspection - Possible reasons for failure	
-------------	--	--

Lighting Equipment		
Front and rear lamps	Lights inoperable or of insufficient intensity. Incorrect bulbs fitted. Lamps not properly aligned. Lamp flickers when tapped lightly by hand.	233-1145 2510
Headlamps		
Stop lamps		
Rear reflectors		
Direction indicators		



Steering and suspension		
Steering control	Inoperable, worn or faulty steering or suspension. Jagged edges on steering wheel rim.	
Steering mechanism/system		
Power steering		
Transmission		
Wheel bearings		
Front suspension		
Rear suspension		
Shock absorbers		

Brakes		
Controls/ABS warning system	Any of the systems do not operate effectively and/or safely.	
Condition of service brake system		
Condition of parking brake system		
Service brake performance		
Parking brake performance		

Tyres and wheels		
Tyre type	Damaged, worn, substandard or otherwise illegal tyres. Spare wheel, jack and wheelbrace (or manufacturers' alternative) not provided and secured.	
Tyre condition (including spare)		
Road wheels		

Seat belts		
Mountings	Damaged, worn or incorrectly operating seatbelts. Insufficient seatbelts.	
Condition		

General		
Driver's view of the road and mirrors	Loose, damaged, missing or defective mirrors.	
Horn	Defective horn.	
Exhaust system	Missing, insecure or inadequate heat shield.	
Fuel system	Leaks, excessive wear, damaged or insecure pipes, missing filler cap.	
Exhaust emissions	Excessive smoke emission.	
Body interior	Excessive corrosion/damage, staining, sharp edges.	
Luggage space	No separation from passenger seating area.	
First aid kit	First aid kit is missing or in a poor/contaminated condition.	
Meter - test and seal	Meter not linked to roof sign. Meter not sealed.	
Licence plates/door stickers	Damaged/illegible/insecure. Details do not match.	
Roof sign and For Hire sign	Insecure, insufficient illumination, wiring defects.	
Body exterior	Excessive corrosion/damage, poor repair/paint match, sharp edges.	
Doors	Defective locks, windows, door lights, damaged/missing door seals.	
Seats	Insecure seats or excessive dirt, stains, holes or tears.	
Electrical wiring and equipment	Evidence of overheating. Heavily contaminated with oil.	
Speedo	Speedometer inoperative or defective.	
Oil and water leaks	Evidence of oil or water leaks including sun roof/windows.	

I hereby declare that the above vehicle: <input checked="" type="checkbox"/> meets the above standards <input type="checkbox"/> does not meet the above standards Retest date:  Examiner's Signature:  Date of Test: 30/8/23	*If the test is failed, please notify the relevant licensing office within 24 hours (identified by letter at end of licence number i.e. 100E) A licensing.cra@northyorks.gov.uk B licensingteam.ham@northyorks.gov.uk C taxi.har@northyorks.gov.uk D licensing.ric@northyorks.gov.uk E taxilicensing.rye@northyorks.gov.uk F licensing.services.sca@northyorks.gov.uk G licensing.sel@northyorks.gov.uk	Garage name and address: LOWFIELD GARAGE MALTON YO17 6BT Vehicle testing station number (VTS): 38016 Authorised examiner number: A508150
--	---	---

Cookies on MOT history service

We use some essential cookies to make this service work.

We'd like to set additional cookies so we can remember your settings, understand how people use the service and make improvements.

[Accept additional cookies](#)

[Reject additional cookies](#)

[View cookies \(/cookie-preferences\)](/cookie-preferences)



Check MOT history

Help us make this service better. Give us your [feedback \(https://www.smartsurvey.co.uk/s/GIZZX?vrn=\[redacted\]&make_result=VAUXHALL&model_result=ZAFIRA&mot_first_used_date=2014-06-26&vehicle_age=3892&mot_expiry_date=2025-07-06&mot_expiry_date_days_left=136&user_satisfaction_banner=0&vehicle_data_origin=MTS&vehicle_type=LGV\)](https://www.smartsurvey.co.uk/s/GIZZX?vrn=[redacted]&make_result=VAUXHALL&model_result=ZAFIRA&mot_first_used_date=2014-06-26&vehicle_age=3892&mot_expiry_date=2025-07-06&mot_expiry_date_days_left=136&user_satisfaction_banner=0&vehicle_data_origin=MTS&vehicle_type=LGV).

[< Back](#)

FH14 CCX

VAUXHALL ZAFIRA

[Check another vehicle \(/\)](#)

Colour
Red

Fuel type
Diesel

Date registered
26 June 2014

MOT valid until
6 July 2025

[Get an MOT reminder \(https://www.gov.uk/mot-reminder\)](https://www.gov.uk/mot-reminder) by email or text.

[Download test certificates \(/enter-document-reference?registration=\[redacted\]\)](/enter-document-reference?registration=[redacted])

If you think the MOT expiry date or any of the vehicle details are wrong: [contact DVSA \(https://www.gov.uk/getting-an-mot/correcting-mot-certificate-mistakes\)](https://www.gov.uk/getting-an-mot/correcting-mot-certificate-mistakes).

[Show all sections](#)

MOT history

Check mileage recorded at test, expiry date, and test outcome

[Hide](#)

Date tested
24 June 2024

PASS

Mileage
139,219 miles

Test location
▶ [View test location](#)

MOT test number
2459 6269 8128

Expiry date
6 July 2025

Date tested
28 June 2023

PASS

Mileage
121,310 miles

Test location
▶ [View test location](#)

MOT test number
8993 3112 4732

Expiry date
6 July 2024

Monitor and repair if necessary (advisories):

- **Nearside Rear Tyre worn close to legal limit/worn on edge (5.2.3 (e))**
- **Offside Rear Tyre worn close to legal limit/worn on edge (5.2.3 (e))**

▶ [What are advisories?](#)

Date tested
21 June 2022

PASS

Mileage
100,776 miles

Test location
▶ [View test location](#)

MOT test number
4517 2277 3561

Expiry date
6 July 2023

Date tested
22 June 2021

PASS

Mileage
83,243 miles

Test location
▶ [View test location](#)

MOT test number
3201 8830 7406

Expiry date
6 July 2022

Date tested
7 July 2020

PASS

Mileage
71,933 miles

Test location
▶ [View test location](#)

MOT test number
6699 1931 4284

Expiry date
6 July 2021

Date tested
9 April 2019

PASS

Mileage
39,464 miles

Test location
▶ [View test location](#)

MOT test number
3426 5196 0710

Expiry date
11 October 2020

The MOT test changed on 20 May 2018

Defects are now categorised according to their severity - dangerous, major, and minor. [Find out more \(https://www.gov.uk/government/news/mot-changes-20-may-2018\)](https://www.gov.uk/government/news/mot-changes-20-may-2018).

Date tested
3 April 2018

PASS

Mileage
28,765 miles

Test location
[▶ View test location](#)

MOT test number
2323 1004 0283

Expiry date
11 April 2019

Date tested
12 April 2017

PASS

Mileage
17,829 miles

Test location
[▶ View test location](#)

MOT test number
5432 7663 0459

Expiry date
11 April 2018

Check for vehicle recalls

See if VAUXHALL ZAFIRA XXXXXXXXXX has outstanding recalls

[↕ Show](#)

[Cookies](#) [Terms and conditions](#) [Privacy notice](#) [Accessibility statement](#)

[MOT history API](#) [Service status](#)

Built by the [Driver & Vehicle Standards Agency](#)

OGL

All content is available under the [Open Government Licence v3.0](#), except where otherwise stated

© [Crown copyright](#)